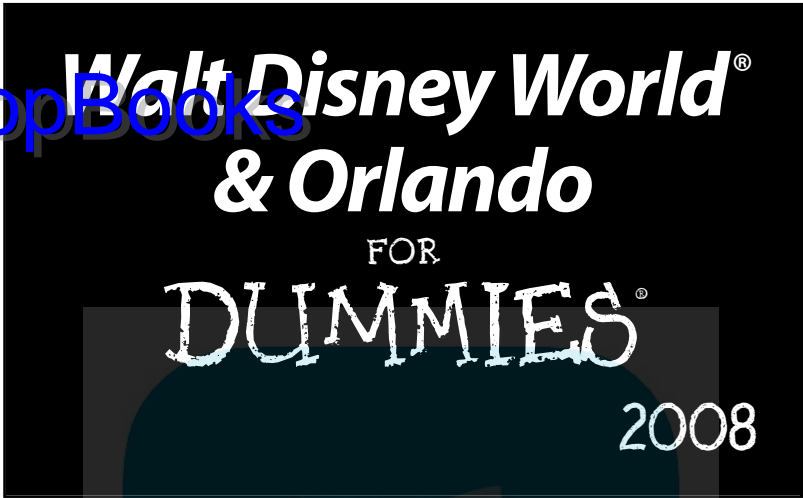


DropBooks




by Laura Lea Miller






Wiley Publishing, Inc.

DropBooks





Plan your trip with For Dummies



Covering the most popular destinations in North America and Europe, *For Dummies* travel guides are the ultimate user-friendly trip planners. Available wherever books are sold or go to www.dummies.com

**And book it with
our online partner,
Frommers.com**

- ✓ Book airfare, hotels and packages
- ✓ Find the hottest deals
- ✓ Get breaking travel news
- ✓ Enter to win vacations
- ✓ Share trip photos and stories
- ✓ And much more

*Frommers.com, rated the
#1 Travel Web Site by PC Magazine*







FOR DUMMIES®

The fun and easy way™ to travel!

DropBooks





Also available:

Alaska For Dummies
 Arizona For Dummies
 Boston For Dummies
 California For Dummies
 Chicago For Dummies
 Colorado & the Rockies For Dummies
 Florida For Dummies
 Los Angeles & Disneyland For Dummies
 Maui For Dummies
 National Parks of the American West For Dummies

New Orleans For Dummies
 New York City For Dummies
 San Francisco For Dummies
 Seattle & the Olympic Peninsula For Dummies
 Washington, D.C. For Dummies
 RV Vacations For Dummies
 Walt Disney World & Orlando For Dummies

EUROPE





Also available:

England For Dummies
 Europe For Dummies
 Germany For Dummies
 Ireland For Dummies
 London For Dummies


Paris For Dummies
 Scotland For Dummies
 Spain For Dummies

OTHER DESTINATIONS



Also available:

Bahamas For Dummies
 Cancun & the Yucatan For Dummies
 Costa Rica For Dummies
 Mexico's Beach Resorts For Dummies
 Montreal & Quebec City For Dummies
 Vancouver & Victoria For Dummies



Available wherever books are sold.
 Go to www.dummies.com or call 1-877-762-2974 to order direct.



DropBooks

Walt Disney World[®] & Orlando

FOR

DUMMIES[®]

2008

DropBooks

by Laura Lea Miller



Wiley Publishing, Inc.

Walt Disney World® & Orlando For Dummies® 2008

Published by
Wiley Publishing, Inc.
111 River St.
Hoboken, NJ 07030-5774
www.wiley.com

Copyright © 2008 by Wiley Publishing, Inc., Indianapolis, Indiana

Published simultaneously in Canada

No part of this publication may be reproduced, stored in a retrieval system, or transmitted in any form or by any means, electronic, mechanical, photocopying, recording, scanning, or otherwise, except as permitted under Sections 107 or 108 of the 1976 United States Copyright Act, without either the prior written permission of the Publisher, or authorization through payment of the appropriate per-copy fee to the Copyright Clearance Center, 222 Rosewood Drive, Danvers, MA 01923, 978-750-8400, fax 978-646-8600. Requests to the Publisher for permission should be addressed to the Legal Department, Wiley Publishing, Inc., 10475 Crosspoint Blvd., Indianapolis, IN 46256, 317-572-3447, fax 317-572-4355, or online at <http://www.wiley.com/go/permissions>.

Trademarks: Wiley, the Wiley Publishing logo, For Dummies, the Dummies Man logo, A Reference for the Rest of Us!, The Dummies Way, Dummies Daily, The Fun and Easy Way, Dummies.com and related trade dress are trademarks or registered trademarks of John Wiley & Sons, Inc., and/or its affiliates in the United States and other countries, and may not be used without written permission. Frommer's is a trademark or registered trademark of Arthur Frommer. Used under license. All other trademarks are the property of their respective owners. Wiley Publishing, Inc., is not associated with any product or vendor mentioned in this book.

LIMIT OF LIABILITY/DISCLAIMER OF WARRANTY: THE PUBLISHER AND THE AUTHOR MAKE NO REPRESENTATIONS OR WARRANTIES WITH RESPECT TO THE ACCURACY OR COMPLETENESS OF THE CONTENTS OF THIS WORK AND SPECIFICALLY DISCLAIM ALL WARRANTIES, INCLUDING WITHOUT LIMITATION WARRANTIES OF FITNESS FOR A PARTICULAR PURPOSE. NO WARRANTY MAY BE CREATED OR EXTENDED BY SALES OR PROMOTIONAL MATERIALS. THE ADVICE AND STRATEGIES CONTAINED HEREIN MAY NOT BE SUITABLE FOR EVERY SITUATION. THIS WORK IS SOLD WITH THE UNDERSTANDING THAT THE PUBLISHER IS NOT ENGAGED IN RENDERING LEGAL, ACCOUNTING, OR OTHER PROFESSIONAL SERVICES. IF PROFESSIONAL ASSISTANCE IS REQUIRED, THE SERVICES OF A COMPETENT PROFESSIONAL PERSON SHOULD BE SOUGHT. NEITHER THE PUBLISHER NOR THE AUTHOR SHALL BE LIABLE FOR DAMAGES ARISING HEREFROM. THE FACT THAT AN ORGANIZATION OR WEBSITE IS REFERRED TO IN THIS WORK AS A CITATION AND/OR A POTENTIAL SOURCE OF FURTHER INFORMATION DOES NOT MEAN THAT THE AUTHOR OR THE PUBLISHER ENDORSES THE INFORMATION THE ORGANIZATION OR WEB SITE MAY PROVIDE OR RECOMMENDATIONS IT MAY MAKE. FURTHER, READERS SHOULD BE AWARE THAT INTERNET WEB SITES LISTED IN THIS WORK MAY HAVE CHANGED OR DISAPPEARED BETWEEN WHEN THIS WORK WAS WRITTEN AND WHEN IT IS READ.

PLEASE BE ADVISED THAT TRAVEL INFORMATION IS SUBJECT TO CHANGE AT ANY TIME AND THIS IS ESPECIALLY TRUE OF PRICES. WE THEREFORE SUGGEST THAT READERS WRITE OR CALL AHEAD FOR CONFIRMATION WHEN MAKING TRAVEL PLANS. THE AUTHOR AND THE PUBLISHER CANNOT BE HELD RESPONSIBLE FOR THE EXPERIENCES OF READERS WHILE TRAVELING.

For general information on our other products and services, please contact our Customer Care Department within the U.S. at 800-762-2974, outside the U.S. at 317-572-3993, or fax 317-572-4002.

For technical support, please visit www.wiley.com/techsupport.

Wiley also publishes its books in a variety of electronic formats. Some content that appears in print may not be available in electronic books.

Library of Congress Control Number: 2007939633

ISBN: 978-0-470-13470-2

Manufactured in the United States of America

10 9 8 7 6 5 4 3 2 1



About the Author

DropBooks

Laura Lea Miller is a freelance writer based in Orchard Park, New York, though she's spent countless hours scouring Central Florida's theme parks over the years — both with and without her five kids. A family-travel expert who religiously makes an annual pilgrimage (or two or three or more) to the Land the Mouse Built, she's the author of *Frommer's Walt Disney World & Orlando 2007* and contributes to *Frommer's Florida* and *Frommer's Walt Disney World & Orlando with Kids*. She has even created a comprehensive Web site dedicated to family travel throughout central Florida.

Author's Acknowledgments

Thanks to Amy Voss at the Orlando/Orange County Convention & Visitors Bureau; Gary Buchanan at Walt Disney World; Rhonda Murphy and Meara Lyons at Universal Orlando; and Jacquelyn Wilson at SeaWorld. Thanks also to all those who took the time out of their schedules to help me with this endeavor. A special thanks goes out to my family, most especially my five children — Ryan, Austin, Nicolas, Hailey, and Davis — for all of their assistance in helping to research and write this book.

Thanks as well to my agent, Julie Hill, whose constant encouragement, support, and enthusiasm keep me going.

And, of course, a special thanks to my editor, Naomi Kraus, whose continued support and encouragement as well as her extensive knowledge of all things Disney have made this book more than just a Mickey Mouse affair.

Publisher's Acknowledgments

We're proud of this book; please send us your comments through our Dummies online registration form located at www.dummies.com/register/.

Some of the people who helped bring this book to market include the following:

Editorial Services

Editors: M. Faunette Johnston,
Production Editor; Michael Kelly,
Development Editor; Naomi Kraus,
Project Editor; Elizabeth Kuball,
Copy Editor

Cartographer: Anton Crane

Editorial Assistant: Jennifer Polland

Senior Photo Editor: Richard Fox

Front Cover: Big Thunder Mountain
Railroad, Magic Kingdom
© Greg Wright/Alamy Images

Back Cover: Universal Orlando/
Islands of Adventure
© Patrick Frilet/Hemis/Alamy

Cartoons: Rich Tennant
(www.the5thwave.com)

Composition Services

Project Coordinator: Lynsey Osborn

Layout and Graphics: Claudia Bell,
Stacie Brooks, Barbara Moore,
Christine Williams, Erin Zeltner

Anniversary Logo Design:
Richard Pacifico

Proofreaders: Cynthia Fields,
Lisa Stiers

Indexer: Cheryl Duksta

Publishing and Editorial for Consumer Dummies

Diane Graves Steele, Vice President and Publisher, Consumer Dummies

Joyce Peple, Acquisitions Director, Consumer Dummies

Kristin A. Cocks, Product Development Director, Consumer Dummies

Michael Spring, Vice President and Publisher, Travel

Kelly Regan, Editorial Director, Travel

Publishing for Technology Dummies

Andy Cummings, Vice President and Publisher, Dummies Technology/
General User

Composition Services

Gerry Fahey, Vice President of Production Services

Debbie Stailey, Director of Composition Services

Contents at a Glance

DropBooks

<i>Introduction</i>	1
<i>Part I: Introducing Walt Disney World and Orlando</i>	7
Chapter 1: Discovering the Best of Walt Disney World and Orlando	9
Chapter 2: Digging Deeper into Orlando	19
Chapter 3: Deciding When to Go	26
<i>Part II: Planning Your Trip to Walt Disney World and Orlando</i>	37
Chapter 4: Managing Your Money	39
Chapter 5: Getting to Orlando	47
Chapter 6: Catering to Special Travel Needs or Interests	55
Chapter 7: Taking Care of the Remaining Details	66
<i>Part III: Settling into Orlando</i>	75
Chapter 8: Arriving and Getting Oriented	77
Chapter 9: Checking In at Orlando's Best Hotels	88
Chapter 10: Dining and Snacking in Orlando	128
<i>Part IV: Exploring Walt Disney World</i>	169
Chapter 11: Getting Acquainted with Walt Disney World	171
Chapter 12: The Magic Kingdom	182
Chapter 13: Epcot	201
Chapter 14: Disney's Hollywood Studios.....	217
Chapter 15: Disney's Animal Kingdom.....	230
Chapter 16: Enjoying the Rest of Walt Disney World	243
Chapter 17: Shopping in Walt Disney World	254
<i>Part V: Exploring the Rest of Orlando</i>	261
Chapter 18: Universal Studios Florida	263
Chapter 19: Islands of Adventure	278
Chapter 20: SeaWorld and Discovery Cove.....	294
Chapter 21: Discovering Orlando's Other Attractions	307
Chapter 22: Shopping in Orlando	315
Chapter 23: Going Beyond Orlando: Two Day Trips	323
<i>Part VI: Living It Up after Dark: Orlando Nightlife</i>	331
Chapter 24: Taking In the Dinner Shows	333
Chapter 25: Hitting the Clubs and Bars	340

Part VII: The Part of Tens.....351

Chapter 26: (Not Quite) Ten Cheap Alternatives
to the Theme Parks353
Chapter 27: Ten Recreational Activities in Orlando.....357
Appendix: Quick Concierge.....362

Index.....371

DropBooks



Maps at a Glance

DropBooks

Walt Disney World and Orlando	10
Orlando Neighborhoods	81
Walt Disney World and Lake Buena Vista Accommodations	98
U.S. 192/Kissimmee Accommodations.....	113
International Drive Area Accommodations.....	117
Walt Disney World and Lake Buena Vista Restaurants	136
Epcot Restaurants	141
International Drive and Dr. Phillips Area Restaurants.....	143
Walt Disney World Parks and Attractions	173
The Magic Kingdom	184
Epcot	203
Disney's Hollywood Studios	219
Animal Kingdom	231
Universal Studios Florida	266
Islands of Adventure	281
SeaWorld	297
Orlando Area Attractions	309
Orlando Area Shopping	317
Downtown Disney.....	341
Walt Disney World Nightlife.....	344
CityWalk	347
Downtown Orlando	349

DropBooks



Table of Contents

DropBooks

Introduction 1

About This Book.....	1
Conventions Used in This Book	2
Foolish Assumptions	3
How This Book Is Organized.....	3
Part I: Introducing Walt Disney World and Orlando	4
Part II: Planning Your Trip to Walt Disney World and Orlando	4
Part III: Settling into Orlando.....	4
Part IV: Exploring Walt Disney World	4
Part V: Exploring the Rest of Orlando	5
Part VI: Living It Up After Dark: Orlando Nightlife.....	5
Part VII: The Part of Tens	5
Icons Used in This Book.....	5
Where to Go from Here.....	6

Part I: Introducing Walt Disney World and Orlando..... 7

Chapter 1: Discovering the Best of Walt Disney World and Orlando..... 9

The Best Orlando Experiences	9
The Best Hotels	13
The Best Restaurants	14
The Best Thrill Rides	15
The Best of the Rest.....	16

Chapter 2: Digging Deeper into Orlando 19

History 101: The Main Events.....	19
Orlando B.D. (Before Disney)	19
Orlando A.D. (After Disney).....	20
Taste of Orlando: Local Cuisine	22
Words to the Wise: The Local Lingo	23
Background Check: Recommended Books and Movies ...	24

Chapter 3: Deciding When to Go 26

The Secrets of the Seasons	26
Spring: Excitement blooms in Orlando	27
Summer: Have fun in the Orlando sun	28
Fall: Harvest good times in Orlando.....	28

DropBooks

Winter: You'll be warm and welcome in Orlando	29
Weather warnings	29
Keeping cool, hydrated, and burn-free	30
Orlando's Calendar: Attractions in Review	30
January	31
February	31
March	32
April	32
May	33
June	33
July	33
September	34
October	34
November	35
December	35

Part II: Planning Your Trip to Walt Disney World and Orlando.....**37**

Chapter 4: Managing Your Money.....**39**

Planning Your Budget	39
Cutting Costs — but Not the Fun	42
Handling Money	44
Using ATMs and carrying cash.....	44
Charging ahead with credit cards.....	45
Toting traveler's checks.....	45
Dealing with a lost or stolen wallet	45

Chapter 5: Getting to Orlando.....**47**

Flying to Orlando	47
Finding out which airlines fly there.....	47
Getting the best deal on your airfare	48
Booking your flight online	49
Driving to Orlando	50
Arriving by Train	51
Choosing a Package Tour	51
Where can I find travel packages?	52

Chapter 6: Catering to Special Travel Needs or Interests.....**55**

Traveling with the Brood: Advice for Families	55
Traveling with tots.....	56
Finding kid-friendly tours	58
Making Age Work for You: Tips for Seniors	60

Accessing Orlando: Advice for Travelers
with Disabilities60
Finding accommodating lodgings61
Getting around61
Maneuvering through theme parks62
Advice for Gay and Lesbian Travelers64

Chapter 7: Taking Care of the Remaining Details.....66

Renting a Car — Or Not66
Getting a good rate67
Adding up extra rental costs68
Playing It Safe with Travel and Medical Insurance69
Staying Healthy When You Travel.....70
Preventing the easily preventable70
Knowing what to do if you get sick71
Staying Connected by Cellphone or E-mail.....72
Using a cellphone across the United States72
Accessing the Internet away from home72
Keeping Up with Airline Security73

Part III: Settling into Orlando..... 75

Chapter 8: Arriving and Getting Oriented.....77

Arriving in Orlando77
Navigating the airport77
Finding your way to your hotel.....78
Figuring Out the Neighborhoods80
Walt Disney World.....80
Lake Buena Vista.....80
Celebration80
Kissimmee.....82
International Drive.....82
Dr. Phillips.....82
Downtown Orlando.....82
Winter Park.....83
Finding Information after You Arrive.....83
Getting Around Orlando.....84
By the Disney Transportation system84
By car85
By taxi.....86
By shuttle.....86
By trolley.....87
By motorcycle87
By bus.....87
On foot.....87

Chapter 9: Checking In at Orlando's Best Hotels.....88

Getting to Know Your Options88
 Walt Disney World.....89
 Universal Orlando.....91
Finding the Best Room at the Best Rate.....92
Surfing the Web for Hotel Deals94
Arriving without a Reservation95
Orlando's Best Hotels96
 Index of Accommodations by Neighborhood125
 Index of Accommodations by Price126

Chapter 10: Dining and Snacking in Orlando128

Getting the Dish on the Local Scene.....128
 Dressing down.....129
 Lighting up.....129
 Making reservations129
 Tipping and taxes in Orlando.....131
Trimming the Fat from Your Dining Budget.....131
Orlando's Best Restaurants133
Dining with Disney Characters.....159
 The cost of catching characters160
 The most characters money can buy.....160
 Index of Restaurants by Neighborhood163
 Index of Restaurants by Cuisine165
 Index of Restaurants by Price166

Part IV: Exploring Walt Disney World..... 169

**Chapter 11: Getting Acquainted
with Walt Disney World.....171**

Introducing Walt's World.....171
 Have time for more?173
 Want to go behind the scenes?174
Finding Your Way to the Fun.....176
Traveling within the World176
Preparing for Park Admission Costs.....177
Getting the Most out of Your Trip to the World179
 Beating the lines.....179
 Taking advantage of Extra Magic Hours180
Avoiding the Crowds180

Chapter 12: The Magic Kingdom.....182

Managing Magic Kingdom Logistics182
 Buying tickets and making reservations.....182
 Arriving early and staying late183
 Locating special services and facilities183

DropBooks

DropBooks

Making the Rounds: The Magic Kingdom’s Top Attractions186

 Main Street U.S.A.....186

 Tomorrowland.....187

 Mickey’s Toontown Fair189

 Fantasyland190

 Liberty Square.....193

 Frontierland.....194

 Adventureland.....196

 Parades and fireworks.....198

 Index of Attractions by Land.....199

Chapter 13: Epcot.....201

 Discovering Epcot’s Essentials.....201

 Buying tickets and making reservations.....202

 Locating special services and facilities202

 Touring Epcot’s Top Attractions204

 Experiencing Future World204

 Traveling through the World Showcase.....211

 Ending your day at Epcot216

 Index of Attractions by Land.....216

Chapter 14: Disney’s Hollywood Studios.....217

 Acquainting Yourself with Disney’s Hollywood Studios.....218

 Buying tickets and making reservations.....218

 Locating special services and facilities218

 Pitting Disney’s Hollywood Studios against Universal Studios Florida.....220

 Entertaining the Whole Family: G-Rated Attractions and Rides.....221

 Beauty and the Beast—Live on Stage221

 “Honey, I Shrunk the Kids” Movie Set

 Adventure221

 Indiana Jones Epic Stunt Spectacular!221

 Journey Into Narnia: Creating The Lion, The Witch and The Wardrobe222

 Lights, Motors, Action! Extreme Stunt Show.....222

 The Magic of Disney Animation223

 Muppet Vision 3-D.....223

 Playhouse Disney—Live on Stage!.....223

 Sounds Dangerous—Starring Drew Carey223

 Toy Story Mania224

 Voyage of The Little Mermaid224

 Exploring PG-Rated Attractions and Rides224

 The American Film Institute Showcase.....224

 Disney’s Hollywood Studios Backlot Tour.....225

 The Great Movie Ride.....225

DropBooks

Rock 'n' Roller Coaster Starring Aerosmith.....	226
Star Tours—the ultimate Star Wars thrill ride	226
The Twilight Zone Tower of Terror	227
Taking Time out for Fantastic Parades and Fireworks	227
Fantasmic!.....	228
Block Party Bash.....	228
Index of Attractions and Rides.....	229
Chapter 15: Disney's Animal Kingdom	230
Finding Helpful Services in Animal Kingdom	230
Buying tickets and making reservations.....	232
Locating special services and facilities	232
Deciding between Animal Kingdom and Busch Gardens.....	233
Checking Out Animal Kingdom's Top Attractions	234
Oasis	235
Discovery Island	235
Camp Minnie-Mickey	236
Africa	237
Rafiki's Planet Watch	238
Asia	238
DinoLand U.S.A.....	240
Index of Attractions by Land.....	242
Chapter 16: Enjoying the Rest of Walt Disney World	243
Playing It Up at DisneyQuest	243
Fielding the Fun at Disney's Wide World of Sports Complex.....	245
Gearing Up at the Richard Petty Driving Experience	245
Preparing for the PGA at Disney Golf	246
Puttering Around at Disney Miniature Golf	247
Disney's Winter Summerland Miniature Golf Course	247
Fantasia Gardens Miniature Golf Course	247
Making a Splash at Disney's Water Parks.....	247
Blizzard Beach.....	248
Typhoon Lagoon	249
Enjoying the Holiday Season at Disney	251
Sailing the Seas with Disney	252
Chapter 17: Shopping in Walt Disney World	254
Money-Saving Tips for Top-Notch Take-Homes	254
Loading Up Your Cart at Walt Disney World.....	255
Magic Kingdom.....	255
Epcot	256

Disney's Hollywood Studios	259
Animal Kingdom.....	259
Disney Shopping outside the Theme Parks	259
Disney's West Side	260
Downtown Disney Marketplace	260

Part V: Exploring the Rest of Orlando261

Chapter 18: Universal Studios Florida263

Finding Out Important Park Information	263
Buying tickets and making reservations.....	264
Locating special services and facilities	265
Exploring the Top Attractions	269
Hollywood.....	269
New York.....	270
Production Central	271
San Francisco	272
Woody Woodpecker's KidZone	273
World Expo	274
Grabbing a Bite to Eat.....	276
Shopping at Universal Studios Florida	276
Index of Top Attractions by Area.....	277

Chapter 19: Islands of Adventure278

Knowing Essential Park Information	279
Buying tickets and making reservations.....	279
Locating special services and facilities	280
Practical Advice for Island Adventurers	283
Exploring the Top Attractions at Islands of Adventure	284
Port of Entry.....	284
Seuss Landing.....	284
Marvel Super Hero Island	286
Toon Lagoon.....	288
Jurassic Park	289
The Lost Continent.....	290
Dining at Islands of Adventure	291
Shopping at Islands of Adventure.....	292
Index of Attractions by Area	293

Chapter 20: SeaWorld and Discovery Cove294

Gathering Important SeaWorld Information	295
Buying tickets and making reservations.....	295
Locating special services and facilities	296
Exploring the Top Attractions at SeaWorld	298
Believe.....	298
Blue Horizons	299

DropBooks

Clyde and Seamore Take Pirate Island	299
Clydesdale Hamlet	299
Journey to Atlantis	299
Keep Wet at SeaWorld	300
Kraken	300
Manatee Rescue	300
Marine Mammal Keeper Experience	300
Odyssey	301
Penguin Encounter	301
Pets Ahoy!	301
Shamu's Happy Harbor	301
Shark Encounter	302
Wild Arctic	302
More SeaWorld fun	303
Dining and Shopping at SeaWorld	303
Checking Out Discovery Cove	304
Index of SeaWorld Main Attractions	306

**Chapter 21: Discovering Orlando's
Other Attractions 307**

Checking Out the City's Best Attractions	307
Getting Wet at Orlando's Water Parks	313

Chapter 22: Shopping in Orlando 315

Surveying the Scene	315
Exploring Great Shopping Neighborhoods	316
Checking Out the Big Names	318
Factory outlets	319
The Malls	320
Antiquing Downtown	321

**Chapter 23: Going Beyond Orlando:
Two Day Trips 323**

Trekking to Busch Gardens	323
Getting there	323
Visitor information	324
Admission options	324
Seeing the park	325
Special tours and options	327
Blasting Off to John F. Kennedy Space Center	327
Getting there	327
Visitor information	328
Admission options	328
Touring the center	328
Special tours and options	329

***Part VI: Living It Up after Dark:
Orlando Nightlife*331**

DropBooks

Chapter 24: Taking In the Dinner Shows333

- Getting the Inside Scoop on Orlando Dinner Theater.....333
- Getting Information and Tickets for Other Events338

Chapter 25: Hitting the Clubs and Bars.....340

- Enjoying the Pleasures of Pleasure Island340
- Exploring Downtown Disney’s West Side342
- Strolling along Disney’s BoardWalk346
- Dancing the Night Away at CityWalk346
- Locating the Best Hotel Lounges348
- Exploring Orlando’s Other Hot Spots.....350

***Part VII: The Part of Tens*351**

**Chapter 26: (Not Quite) Ten Cheap Alternatives
to the Theme Parks353**

- Audubon Center for Birds of Prey.....353
- Central Florida Zoo354
- Charles Hosmer Morse Museum of American Art354
- Cornell Fine Arts Museum354
- Eatonville and the Zora Neale Hurston National
Museum of Fine Arts355
- Lake Eola Park355
- Lakeridge Winery and Vineyards356
- The Peabody Ducks356
- Winter Park Scenic Boat Tour.....356

**Chapter 27: Ten Recreational Activities
in Orlando357**

- Biking357
- Boating357
- Fishing358
- Golf.....358
- Horseback Riding359
- Jogging.....359
- Surfing.....360
- Swimming360
- Tennis360
- Water-skiing and Wakeboarding.....361

***Appendix: Quick Concierge*362**

Fact Facts362
Toll-Free Numbers and Web Sites366
Where to Get More Information368
 Orlando tourist information offices368
 Newspapers and magazines369
 Other sources of information369

***Index*371**

DropBooks



Introduction

DropBooks

Welcome to **Walt Disney World** and **Orlando, Florida**, a land ruled by a mouse who thinks nothing of sporting bright red shorts, gigantic white gloves, and big yellow shoes — a place that, for some, including the young and young-at-heart, is absolutely magical. Walt Disney World has continued to evolve, bringing back its faithful followers and enticing future fans. No longer showing the wear and tear of a weakened economy, Walt Disney World has remained resilient; it continues to add attractions throughout its parks and regularly announces plans for future projects. Millions of people make the pilgrimage each year — a group that includes Olympic medal winners, a prince or two, and of course us regular folks. To some, WDW is a national shrine; to others, a right of passage, albeit a crowded one.

For some folks, charting a successful course through the Mouse's house can seem like a lot of work. For you, it won't be. All you need to ensure an enjoyable trip to Orlando is patience, planning, and a little childlike wonder — now how hard is that?

About This Book

Pay full price? Read the fine print? Do it their way?

Excuse me. There's no need for any of that.

You picked this book because you know the *For Dummies* series, and you want to go to Walt Disney World. You also probably know how much you want to spend, the pace you want to keep, and the amount of planning you can handle. You may not want to tend to every little detail, yet you don't trust just anyone to make your plans for you.

In this book, I boil down what has become a world unto itself — Walt Disney World — and the surrounding Orlando area. Walt Disney's Florida legacy is still growing a full four decades after his death in 1966. At current count, WDW includes four theme parks and a dozen lesser attractions, two entertainment districts, tens of thousands of hotel rooms, scores of restaurants, and twin cruise ships.

Universal Orlando and **SeaWorld** add another four (soon to be five) theme parks, three resorts, and an entertainment district to the mix. Nearby are 80 or so additional smaller attractions, as well as an avalanche of restaurants and more than 114,000 lodging rooms in Orlando.

How can anyone sort through all these choices, you ask? It takes experience.

Dummies Post-it® Flags

DropBooks
As you're reading this book, you'll find information that you'll want to reference as you plan or enjoy your trip — whether it be a new hotel, a must-see attraction, or a must-try walking tour. Mark these pages with the handy Post-it® Flags included in this book to help make your trip planning easier!

After decades of stomping through the House of the Mouse, I know where to find the best deals (deals that are not rip-offs). In this book, I guide you through Walt Disney World and Orlando in a clear, easy-to-understand way so that you can find the best hotels, restaurants, and attractions without having to read this book like a novel — cover to cover. Although you can read this book from front to back if you choose, you can also flip to only those sections that interest you. I also promise not to overwhelm you with choices. I simply deliver the best, most essential ingredients for a great vacation.

Please be advised that travel information is subject to change at any time — and this disclaimer is especially true of prices (the theme parks like to raise theirs on a whim). I, therefore, suggest that you call ahead for confirmation or check the Internet when making your travel plans. Doing so is especially important when you have your heart set on visiting a particular attraction, because theme parks are constantly making changes to their lineups, including shortening hours, closing shows on certain days, and boarding up restaurants in poor economic times.

The author, editors, and publisher cannot be held responsible for the experiences of readers while traveling. Your safety is important to us, however, so we encourage you to stay alert and be aware of your surroundings. Keep a close eye on cameras, purses, and wallets, all favorite targets of thieves and pickpockets.

Conventions Used in This Book

To make this book an easier reference guide for you, I use some handy abbreviations when I review hotels, restaurants, and attractions.

You'll probably notice first that I often substitute *WDW* or *Disney World* for *Walt Disney World* to spare you from having to read those three words again and again. Another common abbreviation that you'll find is the use of *Universal* in place of *Universal Orlando*. Also, because almost everything in Orlando revolves around its theme parks, I often refer to the section of Central Florida that encompasses the theme parks as simply *the parks*.

And because Orlando does its best to make you max them out, I use the following abbreviations for commonly accepted credit cards:

DropBooks A E: American Express

DC: Diners Club

DISC: Discover

MC: MasterCard

V: Visa

I also include general pricing information to help you decide where to unpack your bags or dine on the local cuisine. I use a system of dollar signs to show a range of costs for one night in a double-occupancy room or a meal at a restaurant. For detailed discussions of this pricing information, see Chapter 9 (for hotel costs) and Chapter 10 (for restaurants).

Foolish Assumptions

As I wrote this book, I made some assumptions about you and what your needs might be as a traveler. Here's what I assumed:

- ✔ You may be an experienced traveler who hasn't had much time to explore Orlando and wants expert advice on how to maximize your time and enjoy a hassle-free trip.
- ✔ You may be an inexperienced traveler looking for guidance when determining whether to take a trip to Walt Disney World and Orlando and how to plan for it.
- ✔ You're not looking for a book that provides all the information available about Orlando or that lists every hotel, restaurant, or attraction available to you. Instead, you're looking for a book that focuses on the places that will give you the best experience in Orlando.

If you fit any of these criteria, then *Walt Disney World & Orlando For Dummies 2008* gives you the information you're looking for!

How This Book Is Organized

Walt Disney World & Orlando For Dummies 2008 is divided into seven parts. The chapters in each part lay out the specifics on each section's topic. Likewise, each chapter is written so that you don't have to read what came before or after, although I sometimes refer you to other areas of the book for more information.

Here's a brief look at the parts.

Part I: Introducing Walt Disney World and Orlando

Think of this part as the hors d'oeuvres. In this part, I tempt you with the best experiences, hotels, eateries, and attractions at Disney and the rest of Florida. I give you a little history lesson (but not to worry — no quiz will follow), suggest a few movies and books to get you in the Mickey mood, and then tip you off to Orlando's best special events. Because the city has some pretty distinct seasons, I also delve into the pros and cons of visiting during different times of the year and even throw in a weather forecast.

Part II: Planning Your Trip to Walt Disney World and Orlando

This part covers the nitty-gritty of trip planning. Orlando has been known to take a chunk of change out of unsuspecting visitors' wallets, so I suggest some ways to save money so that you don't feel like you have to take out a second mortgage to do this trip. I delve into the various ways to get here and give you the lowdown on vacation package options; they're a very popular method of traveling to Orlando — and you'll find a whole lot of them out there. And because I'd like everyone to have fun on their vacation, I provide tips for those who could use some more specialized trip information: families, seniors, travelers with disabilities, and gay and lesbian travelers.

Part III: Settling into Orlando

After I get you to Orlando, I introduce you to the neighborhoods and explore some of the *modus transporto* (local buses, trolleys, taxis, shuttles, and other vehicles to get from hither to yonder). I also give you the lowdown on Disney's special transportation system. From there, it's on to a discussion of the city's plethora of accommodation options and in-depth reviews of the best places to sleep. And because it takes lots of fuel to keep you going inside the theme parks, I discuss the city's best places to eat and introduce you to that most Orlando of dining experiences: the character meal. (Because what says Disney more than having dinner with Donald Duck and Goofy? Or Cinderella? Or Simba? Well, you get the idea.)

Part IV: Exploring Walt Disney World

You're now checked in and fueled up. Great. Welcome to Walt Disney World, the number-one tourist destination in the country. You could easily spend months exploring this mammoth resort, but if you're like most visitors to the House of the Mouse, you have only a week or less to get it all in. No worries. In this part, I explain Disney's ticket system and tell you about the best options in each of Disney's major parks. And if you don't think a visit to WDW would be complete without a set of Mickey ears or some other souvenir, I also fill you in on Disney's best shopping opportunities.

Part V: Exploring the Rest of Orlando

Can't face all Mickey, all the time? No problem. There is, in fact, a lot more to Orlando than Disney World. If theme parks are your thing, Universal's Islands of Adventure, SeaWorld, and Discovery Cove await you, and I fill you in on their highlights. The city is also home to a plethora of smaller attractions and rides, and I provide in-depth information on the best of them. If you prefer exercising your credit card to walking the parks, I let you know the best places for shopaholics to indulge. And if you need a break from the city itself, I give you two great day-trip options. One thing is for certain: You won't get bored.

Part VI: Living It Up After Dark: Orlando Nightlife

Kids may rule this town, but Disney and the rest of Orlando have discovered that many people want to party into the night. In Part VI, I explore Pleasure Island, CityWalk, and other thriving Orlando hot spots. Then I give you details on Orlando's popular dinner shows and the city's performing arts. (Yes, Orlando does have a respected cultural scene.)

Part VII: The Part of Tens

Every *For Dummies* book offers the Part of Tens. Finding this part in a *For Dummies* book is as certain as annual price hikes at Disney and Universal. In Part VII, I give you parting knowledge about cheap attractions and places to stay fit as a fiddle.

I've also included an appendix — your Quick Concierge — containing plenty of handy information you may need when traveling to, in, and around Orlando, such as phone numbers and addresses of emergency personnel or area hospitals and pharmacies, contact information for baby sitters, and lists of local newspapers and magazines. Check out this appendix when searching for answers to the many little questions that may come up as you travel.

If you want even more detailed or specialized information, I also include a list of the best sources of Orlando and Disney information, from official tourist offices to Web sites to newspapers and magazines.

You can easily find the Quick Concierge because it's printed on yellow paper.

Icons Used in This Book

You find six icons throughout this guide:



Keep an eye out for the Bargain Alert icon as you seek out money-saving tips or great deals.



Best of the Best highlights the best that Orlando has to offer in all categories — hotels, restaurants, attractions, activities, shopping, and nightlife.

Watch for the Head's Up icon to identify annoying or potentially dangerous situations, such as tourist traps, unsafe neighborhoods, budgetary rip-offs, and other things to beware.



Find out useful advice on things to do and ways to schedule your time when you see the Tip icon.



You encounter the first of these two similar icons — this one showcasing the good — when I start barnstorming through the big parks. Because you may very well be toting kids when you visit Orlando, I decided to get some kids' input (namely, my five children, ages 6 to 14) on many of the popular rides and attractions in the city.



And, of course, this icon points to some negative reviews from my critics. Keep in mind that not all rides and attractions garner unanimous praise or dissatisfaction, so many reviews include both icons.

Where to Go from Here

I've briefed you on what to expect from this book and told you how to use it to plan a magical vacation to Walt Disney World — no pixie dust necessary. So start reading; you have a lot to do before you arrive, from arranging a place where you'll rest your weary feet each night to exploring the best that Orlando's theme parks have to offer. Like the Boy Scouts' creed, the successful Orlando traveler needs to “be prepared”; follow the advice in this book, and you will be. So put on your Mouse ears and smile — you're going to Disney World!

Part I

DropBooks Introducing Walt Disney World and Orlando

The 5th Wave

By Rich Tennant



"The hotel said they were giving us the
'Indiana Jones' suite."

DropBooks

In this part . . .

To get the most enjoyment out of a vacation — with the least amount of hassle — it helps to know what awaits you in your chosen paradise before the landing gear lowers. In this part, I highlight the joys of a trip to Orlando and give you the lowdown on the city's best bets, from rides and attractions to hotels and restaurants. I also tell you a bit about the city's history, fill you in on some of the local lingo, and guide you to the best times of the year to visit Mickey.

Chapter 1

DropBooks Discovering the Best of Walt Disney World and Orlando

In This Chapter

- ▶ Experiencing the best that Orlando has to offer
- ▶ Finding the city's best hotels
- ▶ Getting a taste of the best dining in Orlando
- ▶ Boarding the coolest theme-park rides
- ▶ Discovering the greatest shows and attractions

Vacationing in Orlando is like escaping to another time and place, a world of fantasy, a world filled with fun. The city attracts the young and the young at heart from all over the world, all of whom come to experience the theme parks, the world-class resorts, and the area's spectacular natural beauty. It should come as no surprise to you that Orlando is the number-one family vacation destination in the United States, not to mention one of the top vacation destinations in the world. Yes, it gets crowded, and in the summer it's hot and sticky, but one thing you definitely won't ever be is bored. And in this chapter, I offer the best of the best that Orlando and Walt Disney World have to offer.



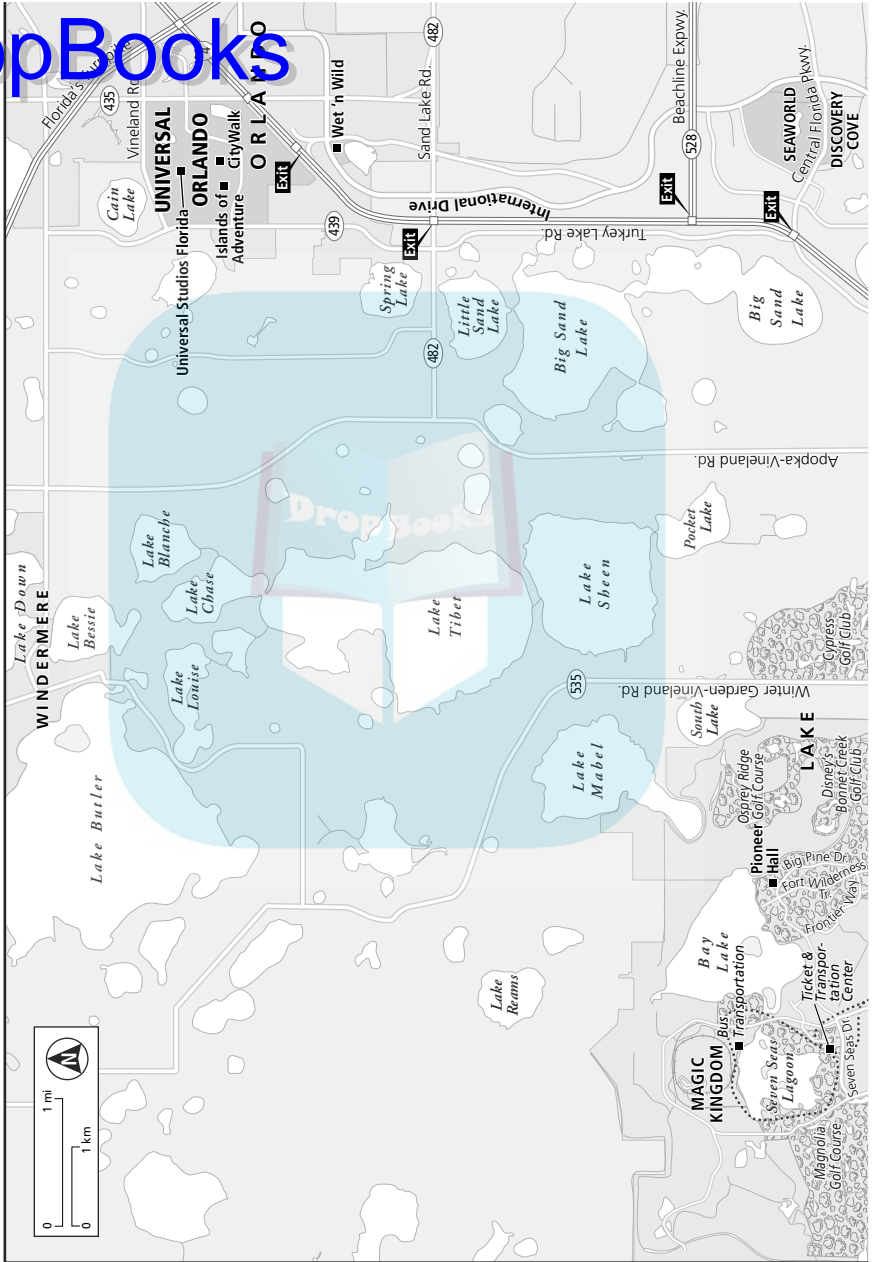
Note: With the exception of the items listed in “The Best Orlando Experiences,” I highlight all the hotels, restaurants, and attractions in this chapter with a Best of the Best icon when reviewed in this book.

The Best Orlando Experiences

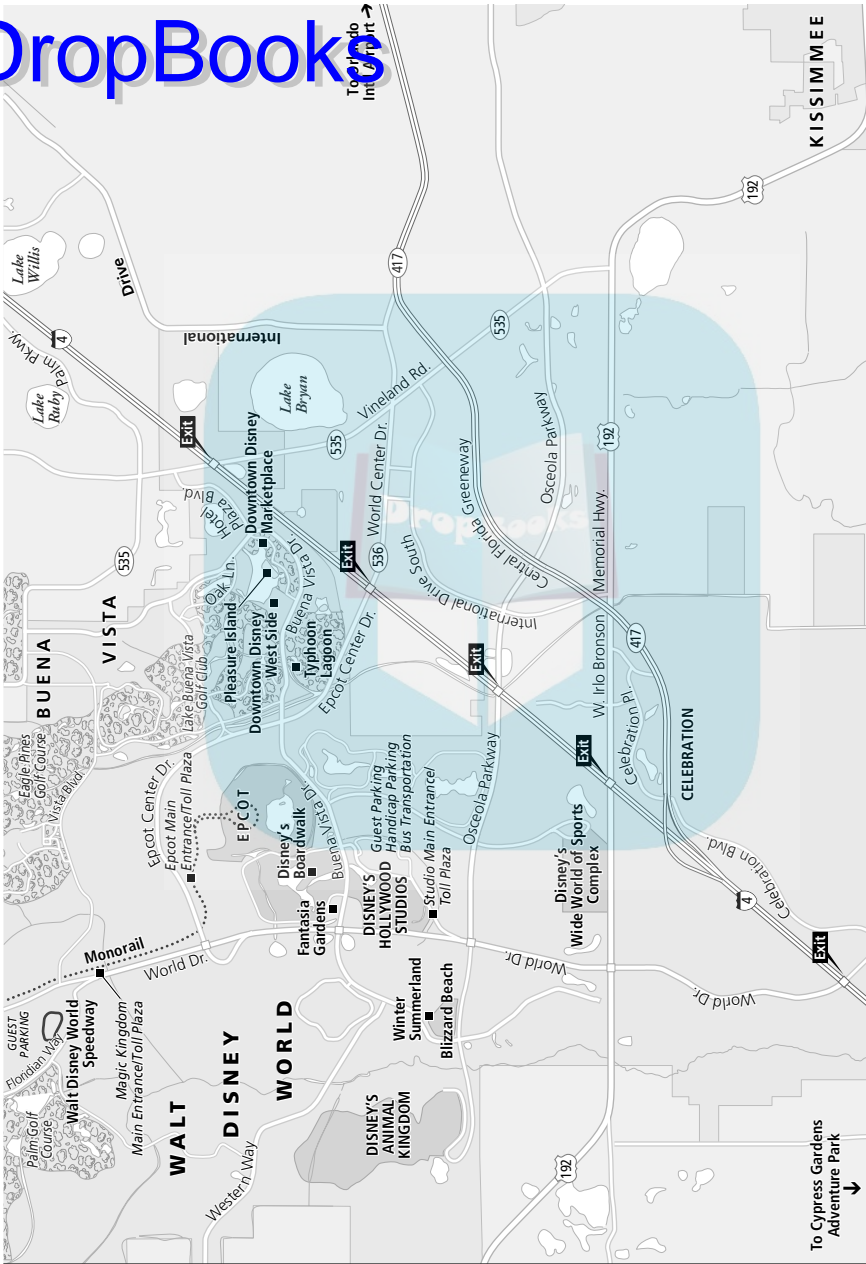
If images of Cinderella Castle pop into your head at the mention of Orlando, you're not alone. The **Magic Kingdom's** iconic castle and the lovable mouse who started it all are, by far, the most famous of all Disney icons and the reason most folks venture to the Sunshine State in the first place. Keep in mind that, although a visit to the Magic Kingdom

Walt Disney World and Orlando

DropBooks



DropBooks



is one of the biggest highlights of the Orlando experience, especially for kids, plenty more attractions and experiences await:

DropBooks

- ✔ **Spending a day exploring Disney's Animal Kingdom.** Embark on an undersea adventure at **Finding Nemo—The Musical**, trek through the Himalayan Mountains in search of the legendary Yeti on **Expedition Everest – Legend of the Forbidden Mountain**, or make your way by foot through the rain forests and jungles of Asia for a glimpse of the exotic wildlife that inhabit the park. **Kali River Rapids** will leave you soaked, but that's half the fun. Head out on the **Kilimanjaro Safaris** for an expedition through the African savanna or travel back to the time when dinosaurs ruled the Earth. Be sure to catch **Mickey's Jammin' Jungle Parade**, one of the most distinctive and lively parades in all of Disney. (Check out Chapter 15 for details about the park.)
- ✔ **Spending a day traveling the world at Epcot.** At Epcot, you can find high-speed thrills aboard **Mission: SPACE** and **Test Track**, a breath-taking experience **Soarin'** over the California landscape, undersea adventure exploring **The Seas with Nemo & Friends**, and the simple pleasure of splashing about in the dancing waters. Then it's off to tour some of the world's most fascinating countries along the World Showcase. Dance with the **oompah band** in Germany or try to **belly-dance** with the natives in Morocco. (For more details about things to do at Epcot, see Chapter 13.)
- ✔ **Go behind the scenes at Disney's Hollywood Studios.** You can find some of the most intense thrills in all of Walt Disney World here, with both the **Twilight Zone Tower of Terror** and **Rock 'n' Roller Coaster Starring Aerosmith** taking center stage. But be sure to take in the spectacular shows, too — this is a studio after all. Top billing goes to **Lights, Motors, Action! Extreme Stunt Show**, the park's newest addition, and the **Indiana Jones Epic Stunt Spectacular!** Close out the night with the incredible **Fantasmic!**, an after-dark show that combines a love for all things Disney with the most amazing combination of water and fireworks. (See Chapter 14 for the lowdown on all the park has to offer.)
- ✔ **Experience Universal Studios Florida (USF).** Once just a diversion, Universal has worked hard to turn itself into a true destination. The rides here run the gamut from all ages to “What was I thinking?” Not-to-be-missed attractions include **Revenge of the Mummy**, **Terminator 2: 3D Battle Across Time**, **Men in Black Alien Attack**, and recent additions: **Fear Factor Live** and **Shrek 4-D**. Top off the day by taking in the all-new nighttime spectacular **Universal 360 – A Cinemasphere Spectacular**. The entire lagoon lights up with pyrotechnic effects, laser lights, and four 360-degree projection cinespheres. (Chapter 18 offers information on other cool things to see and do at USF.)

DropBooks

- ✔ **Test your physical limits at Islands of Adventure.** You can spin; you can fly upside down; you can get wet. And that's all just in the first few minutes in this park. Don't miss the **Amazing Adventures of Spider-Man**; **Dueling Dragons** twin roller coasters; **Jurassic Park Five: Adventure**; and the big, green behemoth, the **Incredible Hulk Coaster**. If it's really hot out, a good soak on **Popeye & Bluto's Bilge-Rat Barges** is just the thing to refresh you. (For information on other adventures awaiting you in the park, see Chapter 19.)
- ✔ **Find your own waterworld at SeaWorld and Discovery Cove.** SeaWorld has a few thrill rides — namely, **Journey to Atlantis**, **Kraken**, and **Wild Arctic** — but the real reason to visit both parks is the chance to observe and interact with the wide variety of marine life that inhabits them. Discovery Cove even allows you the chance to swim with a dolphin. It's a bit pricey, but it's well worth it if you appreciate unique experiences. (For more information on both parks, see Chapter 20.)
- ✔ **Take in an evening park performance.** Many of the parks love to close out their day with a fireworks display or show-stopping performance that's guaranteed to impress. So check out the Magic Kingdom's **Wishes Nighttime Spectacular** or "**SpectroMagic**" **Parade**, Epcot's **IllumiNations: Reflections of Earth**, Disney's Hollywood Studios' **Fantasmic!**, Universal Studios' **Universal 360**, or SeaWorld's **Odyssey**, **Fusion**, or **Mistify**. For a truly magical performance, see **Cirque du Soleil's La Nouba**; it's expensive, but also unforgettable. (For information on all these spectacles, see Chapters 12–14, 18, 20, and 25.)
- ✔ **Go to Gatorland.** An Orlando original, Gatorland was astounding visitors with its crocodiles and alligators long before the Mouse moved in. Take in one of the amazing shows, such as **Gator Wrestlin'** and **Gator Jumparoo**, or just take a leisurely stroll through swamp and marsh on the boardwalks — no one's in a hurry here. (For more information on Gatorland, see Chapter 21.)

The Best Hotels

One of the cool things about a trip to Orlando is the chance to stay at one of its great resorts or themed hotels. Check out Chapter 9 for more in-depth information about all the accommodations listed in this section:

- ✔ **Best for Families:** Both **Disney's Animal Kingdom Lodge** and **Disney's Wilderness Lodge** offer spectacular surroundings, kid-friendly eateries, and rooms with bunk beds. At nearby Lake Buena Vista, the **Nickelodeon Family Suites Resort** features themed KidSuites (separate sleeping areas with bunk beds, game stations, and TVs for the kids), water-park-like pools, and Nick-style entertainment. In Kissimmee, **Seralago Hotel & Suites Maingate East** features tons of on-site activities and kid suites, too.



DropBooks

- ✓ **Best Inexpensive Hotels:** If your budget determines where you stay, several good choices offer basic amenities in convenient locations for a low price. On Disney property, choose **Disney's Pop Century Resort**, which offers themed motel-style rooms for the lowest prices in Mickeyville. **Disney's All-Star Resorts** recently revamped several of their rooms making them into suites — and they're some of the least expensive in town. The **Masters Inn Maingate** offers a good location and moderate amenities for less than \$50 a night, as does **America's Best Value Inn & Suites**.
- ✓ **Best Moderate Hotels:** **Disney's Coronado Springs Resort** edges out the other two WDW moderate resorts with slightly larger rooms and a cool Mayan temple pool.
- ✓ **Best for a Romantic Getaway:** The **Portofino Bay Hotel** at Universal is *molto* romantic with its quaint Italian-village theme. If money is no object, sweep your significant other off to a getaway at the lushly tropical **Ritz-Carlton Orlando, Grande Lakes** or the Mediterranean-inspired **Villas of Grand Cypress**.
- ✓ **Best Hotel for Business Travelers:** The **Orlando World Center Marriott Resort** in Lake Buena Vista and the **Peabody Orlando** both offer an extensive array of business services and amenities.
- ✓ **Best Location:** All three Universal Orlando resorts are within walking distance of Universal's parks and CityWalk, and all offer boat transportation to the theme parks as well. But if I had to choose the best of the bunch for location and value, I like the **Royal Pacific Resort** best. At WDW, **Disney's Grand Floridian Resort & Spa** offers the best accommodations in the World and is right on the monorail. For those who must be in the thick of it all, **Disney's Yacht Club Resort**, **Disney's Beach Club Resort**, and **Disney's BoardWalk** (all close to Epcot) also get my vote.
- ✓ **Best Pools:** The **Hard Rock Hotel** boasts a sandy beach and an underwater sound system that brings out the lounging rock star in you. Stormalong Bay is the 3-acre mini water park that calls itself a pool at **Disney's Yacht Club Resort** and **Disney's Beach Club Resort**. Away from the theme parks, the **Hyatt Regency Grand Cypress** has an amazing lagoon-like pool with rock grottoes and 12 waterfalls, while the **JW Marriott Orlando, Grande Lakes** boasts an incredible lazy river surrounded by lush landscaping. The **Nickelodeon Family Suites Resort** wins the kids' vote with its water-park-style pools sporting flumes, climbing nets, and slides.

The Best Restaurants

Fast food may rule in Orlando, but the city doesn't lack good places to dine. You can find more in-depth information about all these restaurants in Chapter 10:

DropBooks

- ✔ **Best for Kids:** It's hard to go wrong with any of the Walt Disney World **character breakfasts**. Among Disney's resorts the **Whispering Canyon Café** (Wilderness Lodge) ensures a stompin' good time with its kid-friendly activities and wild Western theme. Kids also love the noisy jungle-themed **Rainforest Café** (Downtown Disney and Animal Kingdom).
- ✔ **Best Seafood:** **Todd English's bluezoo** (inside the Dolphin) is a relative newcomer on the scene, but consistently draws raves for its food and décor. **Fulton's Crab House** (Pleasure Island) is a long-standing favorite with a great wine list and a creative menu.
- ✔ **Best Steakhouse:** The highly regarded **Yachtsman Steakhouse** (Disney's Yacht Club Resort) offers wood-fire grilled steaks.
- ✔ **Best Dining with a View:** This one's a toss-up between **Manuel's on the 28th**, which offers a stunning after-dark view of the city and food to match, and the **California Grill**, which boasts spectacular views of Disney's fireworks and a winning wine list.
- ✔ **Best Buffet:** **Boma—Flavors of Africa**, inside Disney's Animal Kingdom Lodge, offers the most eclectic buffet menu in Orlando, mingling traditional buffet items with exotic African fare. The wine list features an array of African vintages.
- ✔ **Best Margarita:** Head to **Jimmy Buffett's Margaritaville**, of course. The mango margarita's the best of the bunch.
- ✔ **Best Spot for a Romantic Meal:** **Victoria & Albert's**, in Disney's Grand Floridian Resort & Spa, is the runaway leader.
- ✔ **Best Value:** **Kim Wu**, a local favorite for over 20 years, features fabulous food and friendly service. **Café Tu Tu Tango** offers inexpensive tapas dishes, ranging from Cajun egg rolls with blackened chicken to alligator bites that are perfect for sharing.



The Best Thrill Rides

If you're a speed freak who lives for the ups and downs of a good ride, here are the top stomach churners and G-force generators in Orlando:

- ✔ **Expedition Everest – Legend of the Forbidden Mountain** (Animal Kingdom): Disney's latest contribution to the thrills category takes you on a hair-raising expedition through the Himalayan Mountains ending in a face-to-face encounter with the legendary Yeti. (See Chapter 15.)
- ✔ **Mission: SPACE** (Epcot): Disney used NASA technology to create an astronaut simulator so effective that they've installed "lunch bags" for all the motion sickness it causes. (See Chapter 13.)
- ✔ **Rock 'n' Roller Coaster Starring Aerosmith** (Disney's Hollywood Studios): You launch from 0 to 60 mph in 2.8 seconds and go right

DropBooks

into the first inversion as 120 speakers in your “stretch limo” main-line Aerosmith at (yeeeeow!) 32,000 watts right into your ears. (See Chapter 14.)

- ✔ **Twilight Zone Tower of Terror** (Disney’s Hollywood Studios): The free-fall experiences (there are several possible scenarios) are more than thrilling — they’re scary. After your legs stop shaking, you may want to ride again. (See Chapter 14.)
- ✔ **Summit Plummet** (Disney’s Blizzard Beach): This one starts slow, with a lift ride to a 120-foot mountain summit. But it finishes with the world’s fastest body slide, a test of your courage and swimsuit as it virtually goes straight down and has you moving sans vehicle at 60 mph by the end. (See Chapter 16.)
- ✔ **Revenge of the Mummy the Ride** (Universal Studios Florida): This thrill ride combines a coaster run with magnetism and the best cinematic special-effects technology (flame ceilings, scarabs pouring out of the walls) for a ride that touches on your worst phobias. (See Chapter 18.)
- ✔ **The Amazing Adventures of Spider-Man** (Islands of Adventure): 3-D doesn’t get any better than this chase-the-bad-guys ride where you twist, spin, and soar before a simulated 400-foot drop that feels an awful lot like the real thing. It’s sure to get your Spidey senses tingling. (See Chapter 19.)
- ✔ **Dueling Dragons** (Islands of Adventure): Your legs dangle as you do five inversions at 55 to 60 mph and — get this! — three times come within 12 inches of the other roller coaster. (See Chapter 19.)
- ✔ **The Incredible Hulk Coaster** (Islands of Adventure): You blast from 0 to 40 mph in two seconds, spin upside down more than 100 feet from the ground, and execute seven rollovers and two deep drops on this glow-in-the-dark roller coaster. You may find this hard to believe, but it’s the smoothest ride around. (See Chapter 19.)
- ✔ **Jurassic Park River Adventure** (Islands of Adventure): Riders travel through a prehistoric land inhabited by fierce, unbelievably real-looking dinosaurs. Creatures five stories tall growl and bare their teeth, some within inches of your face. As if that weren’t enough, after being threatened by a Tyrannosaurus rex, you plunge 85 feet almost straight down into water below. (See Chapter 19.)
- ✔ **Kraken** (SeaWorld): This floorless, open-sided coaster uses speed (up to 65 mph), steep climbs, deep drops, and seven loops to create a stomach-churning ride that lasts far too long for some folks. (See Chapter 20.)

The Best of the Rest

For those who can’t stomach the thought of boarding anything that pulls the same G-forces as a fighter jet or induces adrenaline rushes of any

sort of magnitude, the theme parks have several exceptional (and tamer) rides and shows that nobody should overlook:

DropBooks

- ✔ **The Haunted Mansion** (Magic Kingdom): Forget the unfortunate Eddie Murphy film and be sure to visit this cult favorite, which shows off Disney's knack for details as 999 ghosts offer up more delights than frights. (See Chapter 12.)
- ✔ **Pirates of the Caribbean** (Magic Kingdom): This oldie but goodie, made even more popular by the Oscar-nominated film of the same name, features randy, rum-filled pirates, and lots of yo-ho-ho music. Recent refurbishments spiced it up even further to include improved special effects and such famous faces as Captain Jack Sparrow, Barbossa, and Davy Jones. (See Chapter 12.)
- ✔ **Test Track** (Epcot): Fasten your seatbelts. This collaboration with GM allows riders to take a "car" through a series of standard motor vehicle test sequences that include a near crash, a speed run, and some rather interesting weather. It's not adrenaline pumping enough to be considered a thriller, but it's definitely a cool ride. (See Chapter 13.)
- ✔ **The Seas with Nemo & Friends** (Epcot): Aboard slow-moving "Clamobiles" you'll join in the search for Nemo alongside a slew of familiar finned friends as they swim right along with the aquarium's live inhabitants. (See Chapter 13.)
- ✔ **Soarin'** (Epcot): After boarding the multiseat gliders, you'll find yourself flying high over some of California's most spectacular landscapes with realistic multisensory effects. (See Chapter 13.)
- ✔ **Indiana Jones Epic Stunt Spectacular!** (Disney's Hollywood Studios): Special effects, razzle-dazzle stunts, and pyrotechnics make this stunt show worth the (incredibly long) wait. Wear a brightly colored shirt, wave your arms spastically, and you may be called up on stage as an extra. (See Chapter 14.)
- ✔ **Lights, Motors, Action! Extreme Stunt Show** (Disney's Hollywood Studios): A high-speed car chase, pyrotechnics, special effects, and some amazing stunt driving add up to a thrill-packed show for the whole family. (See Chapter 14.)
- ✔ **Mickey's PhilharMagic** (Magic Kingdom): A very mischievous Donald has once again gotten himself in a spot of trouble — and soon after the show begins you find yourself smack in the middle of it all. This very amusing and entertaining show combines a comedic cast of Disney characters, a delightful musical score, and an array of special effects that will tickle your senses as Mickey, Donald, Lumiere, and Ariel, to name a few, seemingly spring right off the screen thanks to some of the most spectacular 3-D effects (not to mention the world's largest wraparound screen) I've ever experienced. This one's not to be missed. (See Chapter 12.)

DropBooks

- ✓ **Muppet Vision 3-D** (Disney's Hollywood Studios): The action takes place in a re-creation of the Muppets' theater (complete with the blessedly crotchety Statler and Waldorf critiquing the action from the balcony) and is a zany mix of 3-D film, animatronics, live action, and special effects. (See Chapter 14.)
- ✓ **Finding Nemo—The Musical** (Animal Kingdom): Film favorites including Nemo, Marlin, Dory, Crush, and Bruce jump from the big screen into the “big blue,” live and on stage. Coming to life before your eyes, actors combine with creatively designed puppet-like costumes to re-create the original undersea adventure in this spectacular and entrancing production. (See Chapter 15.)
- ✓ **Festival of the Lion King** (Animal Kingdom): One of the best shows in town, this is a don't-miss Broadway-esque version of the famous Circle of Life. (See Chapter 15.)
- ✓ **Kilimanjaro Safaris** (Animal Kingdom): At this must-see attraction, the special safari trucks bump you about as you head out into Disney's version of the African wilderness. You'll enjoy the thrill of seeing giraffes and zebras up close. (See Chapter 15.)
- ✓ **Men in Black Alien Attack** (Universal Studios Florida): Zap icky aliens with ray guns as you ride through the streets of New York. At the conclusion, you tackle the Big Roach himself and then get rated by Will Smith for your shooting prowess. (See Chapter 18.)
- ✓ **Shrek 4-D** (Universal Studios Florida): This attraction uses 3-D movie effects married with seats that move and bounce to continue the story of Shrek and Fiona. It's fun for all ages and *very* popular! (See Chapter 18.)
- ✓ **Terminator 2: 3D Battle Across Time** (Universal Studios Florida): This production features the creepy-steely T-1,000,000 and live-action doubles of Arnold Schwarzenegger and Edward Furlong, who roar onto the stage on Harleys and then into a giant movie screen, a very cool trick you absolutely must see. This show is an absolute winner. (See Chapter 18.)
- ✓ **Popeye & Bluto's Bilge-Rat Barges** (Islands of Adventure): A bit too tame to be considered a thrill ride, this white-water raft experience can have you soaked in no time at all. If the waves don't get you, the kids firing water soakers at you from the sidelines won't miss. (See Chapter 19.)
- ✓ **Believe** (SeaWorld): This all new Shamu extravaganza will have you “oohing” and “ahhing” even more than before as the sleek, black-and-white killer whale shows off his skill and strength on a splashy souped-up set. (See Chapter 20.)
- ✓ **Shark Encounter** (SeaWorld): At this aquatic exhibit, you find a walk-through tunnel populated with the scarier denizens of the deep, such as moray eels, barracudas, rays, scorpion fish, and (of course) sharks. It's the coolest aquarium in town. (See Chapter 20.)

Chapter 2

DropBooks Digging Deeper into Orlando

In This Chapter

- ▶ Catching up on some history
 - ▶ Taking in the local cuisine
 - ▶ Picking up the local lingo
 - ▶ Selecting some pretrip books and films
-

This chapter offers a bit of perspective into how Orlando evolved from a sleepy little Southern town to the theme-park capital of the world. After our quick trip back in time, I give you an overview of Florida's cuisine scene and then offer a tutorial on the local lingo. If you want even more background on Orlando and WDW, I recommend a handful of books and films at the end of this chapter.

History 101: The Main Events

Believe it or not, there was life in Orlando before Mickey. The city's transformation into theme-park mecca didn't happen overnight — and may never have happened if Walt Disney hadn't run out of real estate in California.

Orlando B.D. (Before Disney)

Before Disney, Universal, SeaWorld, and the wealth of other tourist attractions that exist today, Central Florida was ruled by the economics of the three *C* industries: cotton, cattle, and citrus.

Originally named Jernigan, the town now known as Orlando had its genesis in the remnants of an Army post that was abandoned in 1849. The name was officially changed to Orlando in 1857, though the origin of the moniker is somewhat unclear. (Depending on whom you ask, the city was named for a plantation owner, the friend of a city commissioner, or a character from Shakespeare's *As You Like It*.) The cattle and cotton industries thrived here until the Civil War, when area homesteaders realized that citrus trees were far easier to grow than cotton and just about

every field was taken over by lush orange groves. At its peak, in the 1950s, more than 80,000 acres of citrus trees were thriving throughout Central Florida. The '50s also saw two major developments that would bring even more people and industry to the area: the building of the space center at nearby Cape Canaveral and (most important of all) the invention of air-conditioning.

Around this time — July 17, 1955, to be precise — Walt Disney opened Disneyland in Anaheim, California, and it was an instant hit. Soon, the overwhelming demand made it obvious to Walt that he needed to expand. However, his 27 acres in the middle of the Southern California city didn't exactly give him the room for his next endeavor. So he turned his eyes eastward, to Florida.

Orlando A.D. (After Disney)

In a top-secret operation that would have impressed even the CIA, Walt Disney began a search for the site of his next theme park, and, having decided on his new location, started secretly buying up land through dummy corporations. On November 11, 1965 (the city's version of D-day) — after acquiring more than 28,000 acres for a mere \$5.5 million — Disney came clean and announced that a new Disney theme park would be built in Orlando, Florida. Unfortunately, Walt never got to see his dream become a reality; he passed away the morning of December 15, 1966, a mere year after his plans were unveiled. His brother, Roy O. Disney, decided that the right thing to do was to carry on in Walt's name.

Construction began on the **Magic Kingdom** (see Chapter 12) and its first two resorts in 1969. On a fine fall day, October 1, 1971, Roy O. Disney led the dedication ceremony that officially opened the **Walt Disney World Resort** to the public.

SeaWorld (see Chapter 20) splashed onto the scene soon after, opening to the public on December 15, 1973. And it seemed, for a while, that SeaWorld's opening would be it on Orlando's expansion front. But Disney continued to break attendance records each year and, not content to rest on its laurels — or its acres of empty land — the Walt Disney World Resort continued expanding. In 1982, 11 years after the Magic Kingdom opened, **Epcot** (see Chapter 13) was christened the second WDW theme park. In 1989, **Disney-MGM Studios** (renamed Disney's Hollywood Studios in 2008; see Chapter 14), a behind-the-scenes look at Tinseltown, became the third jewel in the WDW park crown. At the same time, WDW added **Typhoon Lagoon** (a 56-acre water theme park; see Chapter 16), and **Pleasure Island** (a nightclub district for adults; see Chapter 25).

A year later, **Universal Studios Florida** (see Chapter 18) brought the world of movies to life in Orlando, opening its doors in 1990. Direct competition spurred Disney to create its fourth and, currently, last theme park in Orlando. A cross between conservation park and theme park,

Animal Kingdom (see Chapter 15) opened its doors on Earth Day, April 22, 1998. Universal immediately countered with **CityWalk**, a vast nighttime entertainment district (see Chapter 25). Not to be outdone, Disney stormed back by consolidating its three major after-park-hours entertainment, dining, and shopping venues — Disney’s West Side, Pleasure Island, and the Disney Village Marketplace — into an all-encompassing zone called **Downtown Disney**. The Disney folks also started their own cruise line for good measure.

Universal didn’t follow out to sea, but it upped the ante when it opened its second park in 1999. **Islands of Adventure** (see Chapter 19) was all about the thrills of the theme-park experience. Islands, when combined with CityWalk, Universal Studios Florida, and several on-property resorts, helped Universal complete its transformation into the resort destination of **Universal Orlando**, as it’s now known. No longer just a day trip, Universal now offers the total vacation experience, just as Disney does.

SeaWorld decided to keep doing what it does best and opened **Discovery Cove** (see Chapter 20) in 2000. More than just a theme park, this is an all-inclusive, interactive, marine experience, offering snorkeling and dolphin swims. Even more surprising, SeaWorld added its first roller coaster, the unquestionably thrilling Kraken. And in 2007, to keep the kid set content, SeaWorld added several new sea-themed rides that appeal to tots and kids under age 10. Without stopping to come up for air, SeaWorld continued its expansion efforts and created **Aquatica**, an all-new, eco-themed water park (scheduled to open in 2008), and the latest theme park to splash onto the Orlando scene.

Disney isn’t remaining idle: Recent announcements include plans that will double the capacity of its cruise line by 2012, adding two new ships. Back on land, an unprecedented partnership with the Four Seasons hotel and resort chain has also been announced, adding an entirely new dimension to Disney’s resort collection by 2010. In addition, an all-new tourist district that will include value-priced resorts, dining, and shopping venues is currently on the books and scheduled for development along the western edge of Disney property.

Things may have quieted down a bit in the expansion department, but the theme parks are hardly sitting still, constantly revising and building new attractions. Orlando currently offers more than 100 attractions, 114,000 hotel rooms (and counting), and 5,300-plus restaurants, as well as the second-largest convention center in the nation. The city continues to show signs of an improved economy, and the travel landscape is also brightening as visitor-turnout numbers are once again reaching sky-high levels. Tourism, of course, is the leading industry for Central Florida with more than 50 million visitors annually and an economic impact of \$29.6 billion. And it all started because of a mouse named Mickey.

Taste of Orlando: Local Cuisine

DropBooks

Offerings have greatly improved in recent years as the city has opened a fair number of good restaurants, but the Orlando dining scene can't compete with the likes of foodie cities such as San Francisco or New York.

And if there's a predominant cuisine, it's fast food, with the many casual eateries, a few steps higher on the food chain, coming in a very close second. The biggest decision that most theme-park-goers have to make is whether to opt for a burger, a taco, or a hot dog along with the ubiquitous french fries. And don't worry about finding a branch of your favorite chain, should the urge strike you; the odds are that you can find not just one but several outlets of it within reach of your hotel.

Though the city caters to a rich and diverse clientele, don't expect to find an equitable number of ethnic eateries. The most famous spots in town for ethnic cuisine are **Epcot's World Showcase** restaurants. Although theme-park food is not exactly first class, some of it can be surprisingly good. On the healthy front, you'll find plenty of fresh fruit — Orlando is still a major citrus town — and even the theme parks now offer a few healthier and vegetarian options beyond the usual fast food.

The biggest news on the city's dining front over the last five years has been the increasing number of gourmet spots for finicky foodies. Famous culinary magicians, such as Wolfgang Puck, Emeril Lagasse, and Todd English, have opened restaurants here. A few first-class steakhouses will please carnivores. And Universal has stepped up theme-park dining a few notches with the addition of its Islands of Adventure eateries. Something you can't find, however, is a bevy of high-class seafood restaurants; landlocked Orlando isn't nearly as stuck on seafood as most other cities, especially the way those along the coastlines are. If you must have that lobster, however, you can find a list of a few noteworthy spots, along with all my other best picks for dining, in Chapter 10.

Given the importance that the city places on entertainment value, it probably shouldn't surprise you that Orlando's most famous dining experience — the **character meal** — doesn't really revolve around the cuisine. The name says it all: You and the kids get to chow down on buffet food with Mickey or Goofy, SpongeBob Squarepants, or even Shamu. The fare at these ubiquitous events, staged at most of the theme parks in some form or another, and even at select hotels, won't often tickle your taste buds, but the food's not really the point. Who cares what pancakes taste like when Cinderella is smiling beatifically at your enthralled 3-year-old or Mickey is posing with you for that all-important Kodak moment? Disney has turned its character meals into something of an art form, and Universal and SeaWorld have recently followed suit. For a rundown of the best character meals in town, see Chapter 10.

Words to the Wise: The Local Lingo

DropBooks

Though good old-fashioned English is all you need to know in order to have a blast in Orlando, the theme parks do have a language all their own. Knowing the right word or phrase may help ease your way as you navigate the maze of the city's rides and attractions. Here's a rundown of common terms you'll likely come across while in Orlando:

- ✔ **FASTPASS:** FASTPASS is Disney's legal line-jumping pass, and it's available at most of WDW's primo park rides. You insert your park ticket into a machine, which spits out a pass with a time window (usually of about an hour) stamped on it. You come back within the window indicated, and you can access the ride via a special line that offers little or no wait. For more about FASTPASS, see Chapter 11.
- ✔ **Universal Express Plus Pass:** Universal's answer to Disney's FASTPASS, you have to pay extra for the privilege of skipping the lines here. For more information, see Chapter 18.
- ✔ **Ride-share:** Most of Orlando's theme parks operate a ride-share program (also known as a *parent-swap* or *child-swap*) at their major attractions for parents with small children. With this option, one parent can ride an attraction with the kids who are able to ride, while the other parent stays with the kids too young to partake; then the adults can switch places without the second one having to stand in line again. Notify one of the ride staff when you get in line if you want to participate.
- ✔ **Cast member:** In its ever-present attempt to keep up the illusion that WDW is some kind of giant ongoing production, Disney refers to its staff as *cast members*. Whatever you call them, they are almost always knowledgeable and well trained.
- ✔ **Advanced Dining Reservations:** This concept is the Disney version of a restaurant reservation (and it's being used increasingly at other Orlando restaurants as well). Instead of reserving an exact time at a restaurant, you reserve the right to arrive at a specific time and get the next available table (which can sometimes — though not often — take up to 30 minutes). For more about this system, see Chapter 10.



Many locals commonly shorten or abbreviate the major theme-park names, as do a number of the region's highway signs. Universal Orlando is often just referred to as *Universal* and Universal Studios Florida is shortened to *Universal Studios* or abbreviated *USF*, while Islands of Adventure is either *Islands* or *IOA*. Walt Disney World is usually known merely as *Disney World*, *Disney*, or *WDW*.

Background Check: Recommended

Books and Movies

The best Walt Disney World and Orlando guidebook on the planet (yes, this one) covers almost everything most travelers need and want to know. But, to be fair, here are a few others that can get you into Mickey mode before you arrive:

- ✓ ***The Walt Disney World Trivia Book, Volume 2***, by Louis A. Mongello (The Intrepid Traveler), is loaded with fun facts and minutiae about Disney World. Hundreds of multiple-choice questions keep you and your kids entertained even as they enlighten.
- ✓ ***Hidden Mickeys: A Field Guide to Walt Disney World's Best Kept Secrets***, 3rd Edition, by Steven M. Barrett (The Intrepid Traveler), will have you looking here, there, and everywhere to find these famous hidden icons. The guide is filled with pages of the best places to find them, but you're likely to find even more after you've gotten the hang of how to look.
- ✓ ***Married to the Mouse: Walt Disney World and Orlando***, by Richard E. Foglesong (Yale University Press), is a serious and not always flattering look at the relationship between the Disney corporation and the city of Orlando. It's a trifle didactic in tone, but its in-depth details make it fascinating reading nonetheless.
- ✓ ***Since the World Began***, by Jeff Kurtti (Disney Editions), was published to coincide with Disney World's 25th anniversary and is a history of WDW's first 25 years. It offers a lot of interesting information and insight into the creation of all Disney's parks and resorts.
- ✓ ***Spinning Disney's World: Memories of a Magic Kingdom Press Agent***, by Charles Ridgway (The Intrepid Traveler), allows readers a peek into the inner workings behind Walt Disney's World. Filled with insider and, at times, amusing accounts, Charles Ridgway, a Disney legend, fondly recalls over four decades of service to the Mouse. From the years he spent working directly with Walt to his retirement, *Spinning Disney's World* chronicles the events and recalls the people (some famous, others not so) that helped to create the empire — a memoir of sorts from Mickey's most famous publicist.
- ✓ ***Orlando: City of Dreams***, by Joy Wallace Dickinson (Arcadia), is a meticulously researched history of Orlando before it became the city of the Mouse.
- ✓ ***How It Feels to Be Colored Me, Mules and Men, Their Eyes Were Watching God, The Florida Negro***, and other books and essays by Zora Neale Hurston chronicle life and racism in Florida, including Eatonville, the town just north of Orlando where she grew up. If you're a Hurston fan, don't miss the listing in Chapter 3 for the January festival in her honor.

If your tastes run more toward the visual medium, there's no shortage of films that can get you in the mood for your Orlando vacation. Here are a few viewing suggestions before you set out on your trip:

DropBooks

- ✔ Disney's plethora of animated films will introduce kids to the characters and ride themes they'll be running into inside WDW. A few recent goodies include *Finding Nemo*; *The Lion King*; *Toy Story* (and *Toy Story 2*); *Cars*; *Monsters, Inc.*; *Aladdin*; *Lilo & Stitch*; *101 Dalmatians*; *The Little Mermaid*; and *Beauty and the Beast*. For an introduction to Disney's classic characters (who are alive and well in the theme parks), I suggest *Cinderella*, *Alice in Wonderland*, *Peter Pan*, *Sleeping Beauty*, *Dumbo*, *Pinocchio*, and *Fantasia* (though this last film may be a tad too sophisticated for very young kids).
 - ✔ If you prefer live action to animation, break out the popcorn and put on any of these pictures, all of which are represented in some form or another inside the Disney parks: *Mary Poppins*; *Honey, I Shrunk the Kids*; and *Swiss Family Robinson*. More recent entries to this category include *Disney's High School Musical 2: School's Out*; *The Haunted Mansion*; and the *Pirates of the Caribbean* trilogy (*The Curse of the Black Pearl*, *Dead Man's Chest*, and *At World's End*).
 - ✔ It is known as the place to "Ride the Movies" so it should come as no surprise that Universal Studios Florida is filled with rides and attractions that seemingly put you smack in the middle of some of Universal's most famous films. Some of the best previews include *The Mummy*, *Twister*, *Jaws*, *Men in Black*, *Shrek* (and *Shrek 2*), *E.T.*, and *Terminator 2: Judgment Day*. If you're heading to Islands of Adventure, then *Jurassic Park*, *X-Men*, and *Spider-Man* should be on your movie list. Pick up a copy of *The Cat in the Hat* (or any one of Dr. Seuss's classic books, for that matter) for the younger kids.
- Universal caters more to teens and adults than Disney does, and these films (like the rides they inspired) are definitely aimed more at that audience, so take your child's age into consideration before popping that movie in.
- ✔ Before heading off to **SeaWorld**, you may want to watch a few marine-related *National Geographic* specials to get some background on some of the animals you can see in that park.



Chapter 3

Drop Booking When to Go

In This Chapter

- ▶ Considering the pros and cons of traveling in each season
 - ▶ Checking out Orlando's weather patterns
 - ▶ Consulting a calendar of special occasions
-

Although Orlando is bustling with activity throughout the year, some seasons are definitely busier than others. When you go may very well affect what you see, how much you pay, and how long you stand in line. In this chapter, I explain the advantages and disadvantages of visiting during the spring, summer, fall, and winter months so that you can decide the best time for your big vacation.

The Secrets of the Seasons

Although Orlando has something for all ages, the city is primarily a destination for families. So any time children are out of school, whether for spring break or a three-day holiday, the theme parks are a tangle of pushy, sweaty, little bodies.



By far the busiest times to visit are during spring break (Feb to mid-Apr), the summer (Memorial Day weekend to Labor Day weekend), and the winter holidays (Thanksgiving week and mid-Dec to early Jan). Keep in mind that any holidays that fall during those peak-season weeks bring with them exponential increases in crowd levels and a vacation experience that may very well border on the insane.

Obviously, your vacation experience would be the best when crowds are thin and the weather is mild. In most destinations, such times would normally describe the off season; however, Orlando really has no off season. As the tourists begin their homeward journey, business clients and the convention trade start pouring in, and they come in droves. International visitors also keep things busy year-round. This year-round popularity means that many hotels don't offer a traditional high- and low-season rate scale — and it also means that you need to book your trip as early as possible.



TIP My favorite time of year to head to Orlando is between September and mid-November. The crowds tend to be thinnest following the Labor Day weekend and through the first weeks of November because school is once again back in session. Florida residents often scoot to the parks during this time for a day trip or a long weekend. But most out-of-state guests don't have that luxury. If you have younger children, consider pulling them out of school for a few days during the slower months to avoid the horrendous lines. Ask their teachers for schoolwork to take with you. You can also suggest that your kids write a report on an educational element of the vacation. (And yes, they'll actually learn something while they're traipsing around places like **Innoventions: The Road to Tomorrow** and the **World Showcase**, both at Epcot, and the various marine life exhibits at SeaWorld.)

Even if you come during the slower season, the parks run close to full tilt, although operating hours are generally markedly shorter. No matter what time of year you find yourself heading to Orlando, you'll want to be aware of that season's perks and pitfalls.

Spring: Excitement blooms in Orlando

Spring is sensational in Orlando because

- ✓ The weather is mild. Sunny days are followed by cool breezy nights. By early spring, the flowers are beginning to bloom; they're bursting with color later in the season. If your hometown is still blanketed by snow, you'll be in heaven.
- ✓ Accommodations often offer spring discounts (with the exception of the weeks surrounding the Easter holiday, when rates can be at their highest).
- ✓ The lines inside the theme parks are relatively short. Visit on a weekday and your wait for a ride is likely to be less than 30 minutes (again the exception being the two, sometimes three, weeks on either side of the Easter holiday, which can bring with it some of the longest lines of the year).

But keep in mind that

- ✓ In a region that has no winter to speak of, spring is fleeting. The daytime hours can already be hot and humid by late April, although the really sticky weather doesn't usually arrive until mid- to late May.
- ✓ The high pollen count can drive allergy sufferers crazy.
- ✓ April is, by far, one of the busiest months to visit, especially around Easter. College students are headed down for their share of fun in the sun, while families take advantage of the time off for travel. Hotels are booked well in advance; the lines are, at times, unbearable; and the crowds border on intolerable. Everything — including the roadways, restaurants, hotels, and parks — is jam-packed with people.

Summer: Have fun in the Orlando sun

Summer is superb in Orlando because

- Daylight is plentiful, and most parks take full advantage by remaining open until 9 p.m. or often later (10 p.m., 11 p.m., or even midnight closings are not out of the question), and long days are usually capped off by spectacular nighttime fireworks displays.
- ✓ Crowds are manageable. Even though summer is one of the most popular seasons, it pales in comparison to spring break and the winter holidays. The weekends are busier than at almost any other time of the year, but the weekdays bring a bit of relief.
 - ✓ August offers back-to-school sales at Orlando's malls and outlets.
 - ✓ All hotels, major restaurants, and indoor tourist attractions in Central Florida have air-conditioning.
 - ✓ Orlando has some cool pools and unique water parks. Splashing around in any one of them makes for a fun way to beat the heat.

However, keep in mind that

- ✓ Outside, the heat and humidity can be downright oppressive. The phrase "I'm mellooooooing!" takes on new meaning. Those with respiratory problems would do best to avoid Orlando in summer, when it may feel as if you're trying to breathe in a steam room.
- ✓ Crowds and sweat create a sometimes-unpleasant perfume in the air. And with the UV index at its extreme, you'll burn in less than 20 minutes without a good sunscreen.
- ✓ There's not much of a chance of getting discounts. Why should anyone cut prices when everything is running at capacity?

Fall: Harvest good times in Orlando

Fall is fabulous in Orlando because

- ✓ With schools back in session, crowds are at their thinnest.
- ✓ Accommodations may offer discounts in the fall.
- ✓ With smaller crowds, wait times for lines can be 30 minutes or less. In fact, I've sometimes gotten off a ride, only to turn around and walk right back on.

But keep in mind that

- ✓ Although the weather is cooler, the temperature doesn't get as mild as it is in the spring until Thanksgiving or later.
- ✓ Smaller crowds mean shorter park hours. Closing times of 6 or 7 p.m. (sometimes even earlier) are not uncommon.
- ✓ When mid-December arrives, so do the higher prices.

Winter: You'll be warm and welcome in Orlando

Winter is wonderful in Orlando because

- ✔ Orlando doesn't have a true winter. Some nights approach freezing temperatures, but the days are still relatively mild and sunny. January and February have the biggest temperature swings. One day it can reach 80°F, the next it may only get into the 40s.
- ✔ With the exception of the holiday period from mid-December to just after New Year's — the busiest season of all — lines at the parks don't get much shorter than they do during this time of year.

However, remember that

- ✔ The many conventions held in Orlando throughout the year keep room rates from plunging completely, and conventioners can take over entire hotels, sometimes making rooms hard to find.
- ✔ During the Thanksgiving and mid-December to early January holidays, the parks are just as crowded as summer weekends (if not more so).

Weather warnings

You don't need to worry too much, but knowing a little about Florida's weather-related temper tantrums is a good idea. Here's a list of weather events that you may experience during your stay:

- ✔ **Hurricanes:** The Gulf and Atlantic hurricane seasons run from June 1 to November 30. In an average year, the Atlantic churns out ten of these storms, and on average one or two touch Florida. The Gulf adds three to five. The good news: Orlando's inland location generally means the worst a hurricane can do is ruin a couple days of vacation with heavy rains and the occasional tornado. (That said, in Aug and Sept of 2004, hurricanes Charley, Frances, and Jeanne swept through Orlando, causing massive shutdowns and evacuations. Although this was an extremely rare occurrence, it's something to keep in mind.)
- ✔ **Lightning:** This scary but beautiful show, courtesy of Mother Nature, makes regular appearances during Orlando's frequent summer thunderstorms. Don't let lightning ruin your trip, however. Unless you go out of your way to attract it, lightning's wrath likely won't bother you. Use common sense and you should be fine.
- ✔ **Sun:** Florida isn't called the Sunshine State without good reason. Make sure that you use plenty of sunscreen (SPF 30 or higher) during your trip. Florida tourism thrives on the sun, but you won't enjoy your vacation much if you're laid up with a painful sunburn or, even worse, sun poisoning.

Go to www.weather.com just before your trip and enter the zip code 32830 to get an extended forecast for the area.

DropBooks

Table 3-1 lists, by month, average high and low temperatures recorded in Central Florida.

	Jan	Feb	Mar	Apr	May	June	July	Aug	Sep	Oct	Nov	Dec
High (°F/°C)	72/ 22	73/ 23	78/ 26	84/ 29	88/ 31	91/ 33	92/ 33	92/ 33	90/ 32	84/ 29	78/ 26	73/ 23
Low (°F/°C)	49/ 10	50/ 10	55/ 13	60/ 16	66/ 19	71/ 22	73/ 23	73/ 23	73/ 23	65/ 19	57/ 14	51/ 11

Keeping cool, hydrated, and burn-free

Take frequent breaks in the shade or in the comfort of air-conditioning, especially if you have kids in tow. Wearing lightweight, light-colored clothing will help alleviate the effects of the searing sunshine.



Sunburns can really ruin a fun day at the parks. Preventing your skin from turning a magnificent, and painful, shade of red is simple: Slather yourself and your kids (even the ones in covered strollers) with a sunblock that has an SPF of at least 30 (SPF 50 is even better for the kids) and that, preferably, contains zinc or titanium oxide. Pick a formula that's both waterproof and sweatproof. And don't forget a Florida native's favorite fashion statement — sunglasses.

To avoid dehydration, another vacation killer, drink more fluids than you think you need. By the time you're thirsty and cranky from walking around in the heat, you're already dehydrated. Ignoring these signs could lead to heat exhaustion or worse. Avoid caffeinated or carbonated beverages, as well as alcoholic drinks and those high in sugar — these actually cause you to lose more body fluids. Sports drinks can supplement fluids in your body, but water should be your first choice.



Freeze a couple of water bottles to bring along — they stay cold far longer and save you a few dollars in the end (especially because you can refill them throughout the day at a drinking fountain for free).

Orlando's Calendar: Attractions in Review

In this section, I list (by month) a few of Orlando's many exciting festivals and special events. Double-check with the festivals' respective governing organizations before planning your vacation around any of them. Event dates, as with everything else, are subject to change.



The Orlando/Orange County Convention & Visitors Bureau Web site at www.orlandoinfo.com has information about other upcoming events.

DropBooks

The second-ranked teams from the Southeastern and Big Ten college football conferences square off against each other at the annual **Capital One Florida Citrus Bowl**. Tickets are \$65 before November 1 and \$75 up until the day of the game. Call ☎ **407-423-2476** or 407-849-2020 for information, or **Ticketmaster** at ☎ **866-448-7849** or 407-839-3900 (or go to www.fcsports.com). January 1.

Why walk through the WDW parks when you can run the **Walt Disney World Marathon** (☎ **407-939-7810**; www.disneysports.com)? The 26.2-mile course starts and ends at Epcot, winding through each of the other Disney parks, as well as along the BoardWalk. Spots fill up fast, especially Goofy's Race and a Half Challenge, so sign up as early as possible. The entrance fee will run you \$105. A half-marathon (\$95), beginning at Epcot, making its way through the Magic Kingdom, and ending back at Epcot, is an option for those not quite ready for all 26.2 miles. If you're up for the challenge of running both races, sign up for Goofy's Race and a Half Challenge (\$195). Those with children won't be left behind as the **5K Family Fun Run** (\$30–\$35) winds around Disney's Hollywood Studios. Shorter kiddie races (each costs \$5) take place at the Wide World of Sports Complex. January 11, 12, and 13.

Pint-size pirates and pretty princesses reign at the **Magic Kingdom** during **Disney's Pirate & Princess Party** (☎ **407-934-7639**; www.disneyworld.com). Whether pirate or princess, everyone is invited to join in the fun at the Magic Kingdom's newest after-hours event. Set out on a quest for treasure, filling your booty bag with beads and chocolate doubloons. Party the night away at pirate coves and princess courts where live interactive entertainment includes Captain Jack's Pirate Tutorial, Jasmine's Royal Guard Recruitment, and Sebastian's Undersea Dance Party (among others). Be sure to catch the spectacular Enchanted Adventures Parade and the fireworks spectacular, Magic, Music and Mayhem. A separate admission ticket is required, advance-purchase tickets run \$39 for adults and \$33 for kids ages 3 to 9; add \$7 a ticket if purchased the day of the event. Select nights from mid-January through mid-March.

The multiday **Zora Neale Hurston Festival** (☎ **407-647-3307**; www.zora-festival.com) is celebrated in Eatonville, the first incorporated African-American town in America. The festival highlights the life and works of author Zora Neale Hurston. Eatonville is 25 miles north of the parks. Admission ranges from \$5 to \$15 adults, \$3 kids ages 4 to 17. Lectures, seminars, and special events are extra. Late January.

February

Authentic parade floats from New Orleans, stilt walkers, and traditional doubloons and beads add to the fun at **Mardi Gras at Universal Studios**

Florida (☎ 800-837-2273 or 407-363-8000; www.universalorlando.com). Not unlike the original celebration, this party is flowing with plenty of alcohol, making it more of an adult-oriented event — though, thankfully, you don't have to show any skin to get beads thrown at you. Not only throw bands and artists ranging from KC and the Sunshine Band to Kid Rock play the stage inside the park. Mardi Gras events are included in the regular price of admission to the park. Select Saturday nights from February to mid-April.

The **Atlanta Braves** head south for spring training to **Disney's Wide World of Sports Complex**. The Braves play a 16-game spring season that begins in early March. Tickets range from \$14 to \$23. For general information, call ☎ 407-939-4263 or check online at www.disneysports.com. To purchase tickets, call Ticketmaster at ☎ 866-448-7849 or 407-839-3900. You can also get information online at www.atlantabraves.com or www.mlb.com. Late February to March.

March

SeaWorld offers four weekends of sensational music, concerts, dance, food sampling, and crafts to celebrate Hispanic culture in Florida at its **Viva La Musica** (☎ 800-327-2424; www.seaworldorlando.com). Admission is included with regular park admission. Four weekends in March.

Spanning two weekends in March, **SeaWorld's BBQ Fest** (☎ 800-327-2424 or 407-351-3600; www.seaworldorlando.com) features a great barbecue and performances by popular country artists. The concerts are included with regular park admission, but if you're hankering a mouth-watering meal, you'll have to pay extra to eat. Mid-March.

Also in mid-March, you can enjoy the wonderful **Winter Park Sidewalk Art Festival** (☎ 407-672-6390; www.wpsaf.org), which is rated as one of the nation's most prestigious fine-arts festivals and draws artists from all over North America. Each year, more than 350,000 people enjoy this free three-day event filled with art, food, children's activities, and performances by nationally recognized jazz artists. March 14, 15, and 16.

The ten-day **Florida Film Festival** (☎ 407-644-6579 or 407-629-1088; www.floridafilmfestival.com or www.enzian.org), showcasing the year's best independent and foreign films, has become one of the most respected regional film events in the country. Single-film tickets are \$9, with special ticket packages also available. Late March.

April

From garden beds color-coordinated to form those famous Mickey ears to whimsical topiaries specially grown and groomed to take the shape of Disney's classic characters, the six-week **Epcot International Flower & Garden Festival** (☎ 407-934-7639; www.disneyworld.com) is geared toward those with an appreciation of what Disney can do to Mother

Nature's finest foliage. Themed weekends, gardening seminars and workshops, and nightly "Flower Power" concerts at the America Gardens Theatre are all part of the fun. Included with regular Epcot admission.

Late April to early June.

DropBooks

May

More than 100 acts from around the world participate in the eclectic ten-day **Orlando International Fringe Festival** (☎ 407-648-0077; www.orlandofringe.org), which takes place at various locations in downtown Orlando. Entertainers perform everything from drama to political satire, experimental theater to *Hamlet*. Outdoor concerts and the Kids Fringe Tour round out the offerings. Fringe buttons cost \$6 — you'll need one to enter the shows. Ticket prices vary by performance, running between \$5 and \$10. Usually starts third week of May.

June

Gay Days (www.gayday.com or www.gaydays.com) draws tens of thousands of gay and lesbian travelers to Central Florida. This event began in 1991 as an unofficial event at **Disney World** that ended up attracting 50,000 people. It has expanded to a weeklong celebration during which **Universal Orlando** and **SeaWorld** also host events. Keep in mind that red is the color of choice for event-goers during this week, and Saturday is when they descend en masse on the **Magic Kingdom**. First weekend in June.

Whether you're a Jedi-in-training or a Darth Vader wannabe, the Force will be with you during the four **Star Wars Weekends at Disney's Hollywood Studios** (☎ 407-934-7639; www.disneyworld.com). In addition to various *Star Wars*-themed shows and parades, each weekend features meet-and-greets with actual actors from the movies, including Anthony Daniels (C-3PO), Peter Mayhew (Chewbacca), and Jake Lloyd (young Anakin Skywalker). Included with regular Disney's Hollywood Studios admission. Four weekends in June.

July

Orlando heats up as **Independence Day** is celebrated with bands, singers, dancers, and unbelievable fireworks displays at **Disney** (☎ 407-824-4321; www.disneyworld.com). The parks stay open late for the occasion. **SeaWorld** (☎ 407-351-3600; www.seaworld.com) exhibits a dazzling laser/fireworks spectacular, as does **Universal Orlando** (☎ 407-363-8000; www.universalorlando.com). Orlando's **Lake Eola Park** (☎ 407-246-2827; www.cityoforlando.net) features activities and entertainment throughout the late afternoon, as well as a free nighttime fireworks display. Local radio station WXXL hosts an annual **Fourth of July concert** (☎ 407-916-7800; www.wxxl.com) in Altamonte Springs that brings in Top-40 radio acts, such as Jessica Simpson, to play for thousands of people outdoors. July 4.

September

One weekend each September, the **Magic Kingdom** plays host to a contemporary Christian and gospel music festival, **Night of Joy**, featuring top artists (☎ 407-824-4321; www.disneyworld.com/nightofjoy). This event is very popular, so get tickets early. Admission to the concert is separately ticketed from regular admission; Magic Kingdom attractions are included. Ticket prices are \$42 (one night) and \$72 (two nights). Second weekend in September.

Universal goes head-to-head with Disney, scheduling its **Rock the Universe** Christian music concert the very same weekend (☎ 800-837-2273; www.rocktheuniverse.com). Tickets purchased in advance run \$40 for one night or \$67 for both nights, tickets purchased the day of the event run \$6 more per ticket; admission includes entrance to **Universal Studios** after 4 p.m., the concerts, and full use of the park's rides and attractions until 1 a.m. Combination tickets that include all-day park admission are also available. Second weekend in September.

October

At Epcot's six-week **International Food and Wine Festival** (☎ 407-824-4321; www.disneyworld.com), you have the chance to sip and savor the food and beverages of 25 countries for the paltry sum of \$1.50 to \$4.50 per sample. Events include wine tastings, seminars, concerts, and cooking demonstrations by celebrity chefs. Some specially ticketed dinners or wine tastings are available at prices ranging from \$35 to \$200. You must be 21 or over to enjoy the libations, but all ages can enjoy the culinary treats. The end of September through mid-November.

Orlando is frightfully fun in October as **Islands of Adventure** transforms its grounds with haunted attractions for 20 or so nights in honor of Universal Orlando's **Halloween Horror Nights** (☎ 800-837-2273 or 407-363-8000; www.halloweenhorrornights.com). Complete with live bands, special shows, a psychopath's maze, and hundreds of ghouls and goblins roaming the streets, the studio closes at dusk and then reopens in a new, chilling form at 7 p.m. The park charges full adult admission (\$71) for this event (children under 10 aren't permitted), which lasts until about midnight. Guests aren't allowed to wear costumes so that Universal employees can spot their peers. This event tends to sell out, especially nearer to Halloween, so get your tickets early. Select nights in October.

If your young ones are more into treats than tricks for Halloween, Mickey hosts the annual **Mickey's Not-So-Scary Halloween Party** (☎ 407-824-4321; www.disneyworld.com) at the **Magic Kingdom**, complete with Mickey's "Boo-to-You" Halloween Parade and the Happy HalloWishes fireworks display. Each guest receives a Halloween bag, and, throughout the park, cast members hand out treats. This is a separately ticketed event held after regular park closing, but most attractions are open. Tickets are \$39 for adults and \$33 for children 9 or younger (add \$7 per

ticket the day of the event). This event tends to sell out, especially nearer to Halloween, so get your tickets early. (They go on sale in May!) Select nights in September and October.

Family-friendly activities at **SeaWorld's Halloween Spooktacular** (☎ 800-327-2424 or 407-351-3600; www.seaworld.com) include themed parades, costumed characters, and not-so-spooky shows appropriate for kids of all ages. Kids can even trick-or-treat at specified stations throughout the park. The bonus here is that everything is included with your regular park admission. Select weekends in October.

November

Soap-opera fanatics from all over the world descend upon **Disney's Hollywood Studios** during the **ABC Super Soap Weekend** (☎ 407-824-4321; www.disneyworld.com) to get up-close-and-personal with their favorite stars from ABC's long-running soaps — *All My Children*, *One Life to Live*, and *General Hospital*. The event is included with regular park admission. First weekend of November.

Downtown Disney Marketplace is home to the **Festival of the Masters** (☎ 407-824-4321; www.disneyworld.com), one of the largest art shows in the South. The exhibition features top artists, photographers, and craftspeople — all winners of juried shows throughout the United States. Admission to the festival is free to all. Second weekend in November.

December

During the **Disney Christmas festivities**, Main Street in the **Magic Kingdom** is lavishly decked out with lights and holly, and carolers welcome visitors. Thousands of colored lights illuminate an 80-foot tree. **Epcot** and **Animal Kingdom** also offer special embellishments and entertainment throughout the holiday season, as do all Disney resorts. **Disney's Hollywood Studios** offers the world-famous **Osborne Family Spectacle of Lights**. One holiday highlight includes **Mickey's Very Merry Christmas Party**, an after-hours specially ticketed event, which takes place on select evenings at the **Magic Kingdom** and offers a traditional Christmas parade and fireworks display. Admission (\$41 adults, \$34 kids 3–9; day of event tickets cost \$7 more per ticket) includes cookies, cocoa, and a souvenir photo. The best part? Shorter lines for rides. Another holiday highlight is the **Candlelight Procession** at **Epcot**, which features hundreds of candle-holding carolers, a celebrity narrator telling the Christmas story, and a 450-voice choir that's very moving. Regular park admission is required, but special dinner packages include special seating for the event (\$31–\$46 for adults, depending on the Epcot restaurant chosen; \$13 for kids 3–9, regardless of restaurant). Call ☎ 407-824-4321 for details on these events or visit www.disneyworld.com. Dates vary by event, but most take place from late November to late December.

DropBooks



Part II

DropBooks Planning Your Trip to Walt Disney World and Orlando

The 5th Wave

By Rich Tennant



"Good news! I got us a great theme park-inspired flight to Orlando. The 'Bumpity Flubbity Flight to Adventure.'"

DropBooks

In this part . . .

Okay, it's nitty-gritty time. In this part, I suggest some ways you can save money on your vacation, and I lay out the different ways you can get to Disney World and Orlando. I also sort out the various travel packages available to the city and offer suggestions on buying travel insurance, staying healthy, and staying in contact with those who didn't get to make the trip. And so everyone has a good time, I offer dedicated advice to those people who have special travel needs or interests — families, seniors, or gays and lesbians.

Chapter 4

DropBooks Managing Your Money

In This Chapter

- ▶ Managing your dollars and cents
 - ▶ Cutting your vacation costs
 - ▶ Paying for it all
-

Developing a realistic budget is an important key to enjoying your vacation. The last thing you want to experience when you get to Orlando is sticker shock — Central Florida is famous for its ability to exact a pound of flesh from even the most cost-conscious traveler. From hotel rooms to meal tabs to admission fees, you can easily break the bank if you don't do some homework and set some limits in advance. The good news is that there are ways to avoid blowing your bankroll, and I show them to you in this chapter.

Planning Your Budget

When it comes to your Orlando vacation, working out a budget may be the single most important thing you do. The hard part is sticking to it after you've been swept up in all the excitement. Mickey and his pals are masters when it comes to separating you from your money. But by using the tips I give you, you can come up with a pretty accurate estimate of what a trip to Mickey's place may cost you.



When making your budget, be sure to include every possible expense, especially hidden charges that, unless you specifically ask, are almost never quoted when you inquire about hotel or rental car rates, attraction admissions, and restaurant prices. Florida sales taxes, which run from 6.5 percent on merchandise to almost 25 percent on rental cars, are chief on the list of these hidden charges. For more information, see "Taxes" in the Quick Concierge appendix.

Another hidden expense many travelers fail to budget for is tips. Orlando is a tip-happy place. A 15 percent tip is the general rule for restaurant service and cab rides. The hotel housekeeper deserves \$1 to \$2 a day for cleaning up your mess, making your beds, and keeping you stocked with towels and toilet paper. Baggage handlers usually receive at least \$1 per bag. And don't forget about a \$1 to \$2 tip for valet parking.

Most of your Orlando vacation expenses fall into six categories:

- DropBooks**
- ✓ **Lodging:** The average rack rate for a 3-star hotel in Orlando is about \$100 per night (see Chapter 9). In most cases, those rates include an additional charge for children younger than 12, and usually younger than 18, staying in your room. The lowest standard room rates at WDW are those at the All-Star and Pop Century resorts, which, depending on the season, run from \$82 to \$141. They're pricier than comparable rooms in the outside world; they're tiny, basic, and heavily themed, but they're on Disney soil.
 - ✓ **Transportation:** Some hotels offer free shuttles to the parks; others take you for a fee (see Chapter 8 for more information). If you stay at Disney, you can access its free Disney Transportation system (though it's plodding). Rental car rates start at about \$35 a day after you've tossed in Florida's various taxes and surcharges (which can total 20 percent to 25 percent above the quoted rate). And don't forget to add the \$10 (\$11 for some) daily charge to park your car at the theme parks — though you won't have to pay this at the Disney parks if you're a guest at one of Mickey's resorts. If you're a fan of valet parking, add at least \$7 to \$18 per day (and possibly a whole lot more) for fees and tips. And an increasing number of hotels charge to park your car yourself — at times as much as \$12 per day. If you're flying into Orlando, don't forget to add the cost of getting to the airport, airport parking (if you're driving yourself), airline tickets (you can find tips for getting the best airfare in Chapter 5), and transportation from the Orlando airport to your room (unless you're staying with Mickey and take Disney's Magical Express — see Chapter 9 for details). If you're driving to Orlando, be sure to include your fuel costs and tolls.
 - ✓ **Dining:** Satisfying your stomach in Orlando is the biggest variable in your budget, and outside of admissions, tickets, and accommodations it can easily end up being your biggest expense. If you're happy with a diet of nothing but fast food, expect an average of \$30 to \$40 per person, per day, including tax and tip. Adding one or two restaurant meals jumps the average up to \$40 to \$60 per person, per day; expect to spend \$60 or more per person if you dine mostly in the theme parks or at Disney's and Universal's resorts, where prices are almost 25 percent higher than those in the outside world. (See Chapter 10 for more information on dining.) Keep in mind that food in the parks and resorts is overpriced and is average at best (though there are exceptions). Outside the parks, you can find delis and pizzerias for takeout as well as assorted budget-minded eateries.
 - ✓ **Attractions:** Your expenses for attractions depend on which parks you plan to visit and how many days you spend at each. Before you throw in sales tax, Disney and Universal charge \$71 per adult and \$60 per child ages 3 to 9, per day. SeaWorld tickets come in slightly lower. (See Chapters 12–16 and Chapters 18–20 for information about the individual parks.) If you're planning to visit any of these

DropBooks

parcs more than once, buying a multiday and, in some cases, multi-park pass is by far the best — and most cost-effective — way to go. Chapter 21 includes some less expensive and even free attractions that you can visit if you want to cut your costs and broaden your experience.

- ✓ **Shopping:** Orlando is a shopper's paradise, with several large malls and outlets (see Chapter 22) and an array of souvenir shops to choose from. The amusement park gift shops are notorious for inflating prices on souvenirs; although I don't recommend picking up more than a couple of souvenirs at the parks, be prepared for their ability to lure you in. Budget accordingly.
- ✓ **Nightlife:** If you stick to the theme-park options, plan on dropping anywhere from \$5 to \$22 for admission to the various nightspots, but after including a few \$5 beers, your total can easily reach \$30 to \$40 or more for a night on the town. (See Chapter 25 for information about the various park nightlife options.) If you have a car (rental or your own), you can take advantage of downtown options, which can be slightly less expensive, at around \$20 to \$30 for cover charges and a few beers (but because I don't recommend you drink and drive, the theme parks may be a better option).



After estimating your expenses, be sure to tack on another 15 percent to 20 percent to your budget as a safety net — a pair of fuzzy light-up Mickey ears are bound to be calling the name of someone in your group.

Table 4-1 outlines various vacationing costs in Orlando.

Table 4-1	What Things Cost in Orlando	
	<i>U.S. \$</i>	<i>U.K. £ *</i>
Taxi from airport to WDW (4–5 people)	50	26
Shuttle (round-trip) from airport to WDW (two adults, two kids)	65–92	33–47
Double room at Masters Inn Maingate, Kissimmee	31–150	16–77
Double room at Disney's All-Star Resorts	82–141	42–72
Double room at Disney's Coronado Springs Resort	145–225	74–115
Double room at Hard Rock Hotel Universal Orlando	239–479	122–244
Double room at Disney's Grand Floridian	375–910	191–464
Coca-Cola (restaurant)	1.75	0.90
Bottle of beer (restaurant)	3.25	1.65

(continued)

Table 4-1 (continued)

	U.S. \$	U.K. £ *
All-you-can-eat buffet dinner at Akershus Royal Banquet Hall in Epcot, not including tip or wine	29	15
Six-course fixed-price dinner for one at Victoria & Albert's, not including tip or wine	100–165	51–84
Child 1-day, 1-park admission to Walt Disney World	60	30
Adult 1-day, 1-park admission to Walt Disney World	71	36
Child 2-day, 2-park Universal Orlando ticket (purchased at gate)	113	58
Adult 2-day, 2-park Universal Orlando ticket (purchased at gate)	123	63
Child 4-day Magic Your Way ticket with Park Hopper Option to Walt Disney World	223	112
Adult 4-day Magic Your Way ticket with Park Hopper Option to Walt Disney World	257	129

* As of this writing, 1£ = \$2.

Cutting Costs — but Not the Fun

You can conserve your cash in a variety of ways when you vacation in Orlando. Using these tips can keep your costs manageable:

- ✓ **Visit during non-peak times.** Hotel prices from September to November or from late April to early June can be substantially lower, depending on the property.
- ✓ **Travel midweek.** If you can travel on a Tuesday, Wednesday, or Thursday, you may find cheaper flights to your destination. When you ask about airfares, find out whether you can get a cheaper rate by flying on a different day. For more tips on getting a good fare, see Chapter 5.
- ✓ **Try a package tour.** For many Orlando destinations, you can book airfare, hotel, ground transportation, and even some additional perks just by making one call to a travel agent or packager, often for a price much less than if you put the trip together yourself. (See Chapter 5 for more about package tours.)
- ✓ **Ask whether your kids can stay in the room with you.** A room with two double beds usually doesn't cost any more than one with

DropBooks

a queen-size bed. And many hotels don't charge you the additional person rate if the additional person is pint-size and related to you. Many Orlando hotels offer "suites" with bunk beds or separate sleeping areas for kids. They may cost more than a regular room, but even if you have to pay extra for the extra space or a rollaway bed, you can save hundreds by not having to book two rooms.

- ✔ **Reserve a room with a refrigerator and coffeemaker.** You don't have to slave over a hot stove to cut costs; several hotels have minifridges, coffeemakers, and even a microwave. Buying supplies for breakfast saves you money — and probably calories.
- ✔ **Don't bunk with Mickey.** This one may be hard to swallow for those who want to immerse themselves in all things Disney. And if your vacation can't be complete without a stay on Walt Disney World property, then by all means splurge. But if you're on a tight budget, you can stay in some wonderful, at times themed (albeit, non-Mickey) properties for considerably less than you would pay for the cheapest Disney hotels.
- ✔ **Take advantage of your in-and-out privileges if you have a multi-day pass to a theme park.** Go back to your hotel for a picnic lunch and a swim or a nap. You can eat economically, avoid the midday sun, and refuel for an afternoon or, in some cases, an evening at the park without having to pay admission fees again.
- ✔ **Avoid splurging — pace yourself.** Your money goes fastest when you overexert yourself exploring the parks, and you end up too hungry, thirsty, or tired to care about how much you spend. Be sure to schedule rest breaks throughout the day and begin each day with a big breakfast (several hotels offer spreads that are included in their room rates). You can find several breakfast buffets outside the parks for around \$5 to \$7 — and kids can often dine for free (see Chapter 10).
- ✔ **Brown-bag it.** Bringing your own food is extremely cost-effective. The parks are wise to this scheme and many don't allow coolers, but they generally ignore it when you aren't obvious about it, so make your operation covert — hide food in a fanny pack or backpack. If you don't want to schlep food, do bring drinks or stop often at drinking fountains — the bottled water and soda prices in the parks can have you wondering if the theme parks are selling liquid gold instead of Coke.
- ✔ **Try expensive restaurants at lunch instead of dinner.** Lunch tabs are usually a fraction of what dinner costs at a top restaurant, and the menu often boasts many of the same specialties.
- ✔ **Don't rent a gas guzzler.** Renting a smaller car is cheaper, and you save on gas to boot. For more about car rentals, see Chapter 7.
- ✔ **Don't spend every day at a theme park.** Discover your hotel's pool, playground, workout room, and other freebies, or head out of town to a state park, beach, or one of the lower-priced attractions

away from theme-park central. Check out Chapters 21 and 26 for some suggestions.

- ✓ **Skip (or at least skim on) the souvenirs.** Your photographs and your memories could be the best mementos of your trip. If you're worried that you'll blow your budget, you can do without the T-shirts and other trinkets.
- ✓ **Surf the Web.** The Web site MouseSavers.com keeps track of almost all available discounts for Disney-related vacations (from room discount codes to special packages and promotions). If you want to stay at a Disney resort, MouseSavers.com will likely help you save money doing it.
- ✓ **Receive instant discounts with an Orlando Preferred Visitor Magicard.** The Orlando Magicard is good for up to \$500 in discounts on accommodations, car rentals, attractions, and more. Better yet, the card is free. You can get a Magicard from the Orlando/Orange County Convention & Visitors Bureau, 8723 International Dr., Suite 101, Orlando, FL 32819 (☎ 800-643-9492 or 407-363-5872; www.orlandoinfo.com/magicard/index.cfm). You may also be eligible for other discounts if you're a member of AARP, AAA, the military, or service clubs, so don't be bashful — just ask.

Handling Money

You're the best judge of how much cash you feel comfortable carrying or what alternative form of currency is your favorite. That's not going to change much on your vacation. True, you'll probably be moving around more and incurring more expenses than you generally do (unless you happen to eat out every meal when you're at home), and you may let your mind slip into vacation gear and not be as vigilant about your safety as when you're in work mode. But, those factors aside, the only type of payment that won't be quite as available to you away from home is your personal checkbook.

Using ATMs and carrying cash

The easiest and best way to get cash away from home is from an automated teller machine (ATM). The **Cirrus** (☎ 800-424-7787; www.mastercard.com) and **PLUS** (☎ 800-843-7587; www.visa.com) ATM networks span the globe; look at the back of your bank card to find out which network you're on, and then call or check online for ATM locations at your destination. You can find ATMs at all of Orlando's major theme parks; check the guide map you get upon entering each park for locations.

Keep in mind that many banks impose a fee every time you use your card at a different bank's ATM. In Florida, you're assessed an average

charge of \$2.75 when you use an ATM that isn't affiliated with your bank. (That's on top of any fees your bank may charge.)



Be extremely careful when using ATMs, especially at night and in areas that are heavily traveled but not well lighted. Don't let the land of Mickey lull you into a false sense of security. Minnie and Goofy won't mug you — but thieves working the theme-park zones may.

Charging ahead with credit cards

Credit cards are a safe way to carry money: They also provide a convenient record of all your expenses and generally offer relatively good exchange rates. You can also withdraw cash advances from your credit cards at banks or ATMs, provided you know your PIN. If you forgot yours, or didn't even know you had one, call the number on the back of your credit card, and ask the bank to send it to you. It usually takes five to seven business days, though some banks provide the number over the phone if you tell them your mother's maiden name or some other personal information.



Keep in mind that you start paying interest on credit card cash advances the minute you get them and it's generally much higher than the rate for charging your purchases. And if you use a debit card that carries a Visa or MasterCard logo to make a purchase, choosing to use it as a credit card rather than a debit card will usually save you from paying additional fees (while still simply debiting your account).

Toting traveler's checks

These days, traveler's checks are less necessary because most cities have 24-hour ATMs that allow you to withdraw small amounts of cash as needed. However, keep in mind that you will likely be charged an ATM withdrawal fee if the bank is not your own. So if you're withdrawing money every day, you may be better off with traveler's checks — provided that you don't mind showing identification every time you want to cash one. All the major theme parks and resorts accept traveler's checks from major banks.



If you choose to carry traveler's checks, be sure to keep a record of their serial numbers separate from your checks in case they're stolen or lost. You'll get a refund faster if you know the numbers.

Dealing with a lost or stolen wallet

Be sure to contact all your credit card companies the minute you discover your wallet has been lost or stolen and file a report at the nearest police precinct. Your credit card company or insurer may require a police report number or record of the loss. Most credit card companies have an emergency toll-free number to call if your card is lost or stolen; they may be able to wire you a cash advance immediately or deliver an emergency credit card in a day or two. Call the following emergency numbers in the United States:

DropBooks

Dollars — Disney-style

Walt Disney World theme parks and some resorts offer their own way of paying. You can use your electronic room key as a debit card in Disney's shops and restaurants — items are charged directly to your room.

Although I don't recommend doing so, you can buy Disney Dollars (currency with cute little pictures of Mickey, Goofy, Minnie, or even a familiar pirate or two printed on it) at the resorts or the Guest Services desk in each of the parks. The bills come in \$1, \$5, and \$10 denominations, and they're good at shops, restaurants, and resorts throughout Walt Disney World and in Disney Stores elsewhere on the planet. This currency provides no real benefit other than its negligible souvenir value. If you want to trade Disney Dollars for real currency upon leaving, you end up facing — you guessed it! — one more line in the theme parks.

Be advised that refunds for deposits on wheelchairs, strollers, and such in the theme parks are often paid in Disney Dollars. But if you're persistent, you can get your refunds in Uncle Sam's currency, instead of Mickey's.

- ✓ **American Express:** ☎ 800-992-3404 (for cardholders and traveler's check holders)
- ✓ **MasterCard:** ☎ 800-627-8372 or 636-722-7111
- ✓ **Visa:** ☎ 800-847-2911 or 410-581-9994

For other credit cards, call the toll-free number directory at ☎ 800-555-1212.

If you need emergency cash during a weekend when all banks and American Express offices are closed, you can have money wired to you via **Western Union** (☎ 800-325-6000; www.westernunion.com).

Identity theft or fraud is a potential complication of losing your wallet, especially if you've lost your driver's license along with your credit cards. Notify the major credit-reporting bureaus immediately; placing a fraud alert on your records may protect you against liability for criminal activity. The three major U.S. credit-reporting agencies are **Equifax** (☎ 800-766-0008; www.equifax.com), **Experian** (☎ 888-397-3742; www.experian.com), and **TransUnion** (☎ 800-680-7289; www.transunion.com). Finally, if you lose all forms of photo ID, call your airline and explain the situation; they may allow you to board your plane if you have a copy of your passport or birth certificate and a copy of the police report you've filed.

Chapter 5

DropBooks Getting to Orlando

In This Chapter

- ▶ Getting a good airline fare
- ▶ Arriving in Orlando by car
- ▶ Taking the train to Orlando
- ▶ Checking out package tours

Getting to your destination isn't always half the fun of your trip, but you can choose ways to get from point A to point B without too much hassle or expense. In this chapter, I eliminate the travel double talk, shed the useless options, and make sure that you have a fun and easy time planning your getaway.

Flying to Orlando

Getting to Orlando by plane is a breeze. Almost every major domestic airline offers direct service to Mickeyville from most major cities in the United States and Canada. A number of international carriers also fly direct from several major European and South American cities.

Finding out which airlines fly there



If you're flying to Orlando, the best place to land is **Orlando International Airport** (☎ 407-825-2001; www.orlandoairports.net). The airport, which locals refer to as OIA (confusingly, the official airport code is MCO), offers direct or nonstop service from approximately 60 U.S. and 25 international cities. About 50 scheduled airlines and several charters feed nearly 35 million people through its gates annually. For a list of all the major airlines that fly into the city, see "Toll-Free Numbers and Web Sites" in the Quick Concierge appendix.

The sheer number of flights in and out of its gates makes OIA the top dog as far as local airports go, and its location reinforces that even more. The airport connects to highways, Interstate 4, and toll roads that get you (whether you're driving or being driven) into the heart of it all within 30 or 40 minutes (fewer if you're headed into downtown Orlando). If a proposed train running from the airport to the theme park zones ever gets built, OIA will become that much more convenient.

Orlando Sanford International Airport (SFB; ☎ 407-585-4500; www.orlandosanfordairport.com) is much smaller than OIA, but it has grown a bit in recent years, thanks mainly to a small fleet of international carriers, including **Thomsonfly** and **Thomas Cook Airlines**, as well as regional airlines such as **Allegiant Air**. Although you may save money flying into Sanford International, it has some drawbacks: The flight schedules aren't always convenient; the airlines using the airport don't serve all that many cities; and you definitely need a rental car — the airport is on the northern side of Orlando, well over 45 minutes from Walt Disney World.

Getting the best deal on your airfare

Competition among the major U.S. airlines is unlike that of any other industry. Every airline offers virtually the same product (basically, a coach seat is a coach seat is a . . .), yet prices can vary by hundreds of dollars.



Business travelers who need the flexibility to buy their tickets at the last minute and change their itineraries at a moment's notice — and who want to get home before the weekend — pay (or at least their companies pay) the premium rate, otherwise known as the *full fare*. But if you can book your ticket far in advance, can stay over Saturday night, and are willing to travel midweek (Tues, Wed, or Thurs), you can take advantage of far-less-expensive ticket prices — usually only a fraction of the full fare. Most flights, even the shortest hops within the United States, can cost upwards of \$1,000 or more, but a 7- or 14-day advance-purchase ticket may cost half that amount, possibly even less. Obviously, planning ahead pays.

The airlines also periodically hold sales, in which they lower the prices on their most popular routes. These fares have advance-purchase requirements and date-of-travel restrictions, but you can't beat the prices. As you plan your vacation, keep your eyes open for these sales, which tend to take place in seasons of low travel volume — September to November and April to early June. You almost never see a sale around the peak summer vacation months of July and August, or around Thanksgiving or Christmas, when many people fly, regardless of the fare they have to pay.

Another option is to fly on one of several no-frills airlines — low fares but no amenities — that service Orlando. The biggest is **Southwest Airlines** (☎ 800-435-9792; www.southwest.com), which has flights from many U.S. cities to Orlando. **Spirit Airlines** (☎ 800-772-7117; www.spiritair.com) offers a good selection of flights (several of them cross-country) to Orlando out of several U.S. cities. **JetBlue Airways** (☎ 800-538-2583; www.jetblue.com) is a low-cost carrier that operates mostly on the East Coast but offers a number of routes from the West Coast. **Ted Airlines** (☎ 800-225-5833; www.flyted.com), an offshoot of United Airlines, frequents Orlando from several U.S. cities, many offering non-stop flights. **AirTran Airways** (☎ 800-247-8726; www.airtran.com)

regularly has sales on routes to Orlando from around the country and offers the option to upgrade to business class on most flights at the gate for between \$35 and \$120 per segment depending on the length of your flight or whether you have a connection. Most of these no-frills airlines actually offer more in the way of extras than many of the larger carriers do, given all the cutbacks and reductions in service of late, making them an all-around good buy.

Booking your flight online

The “big three” online travel agencies — **Expedia** (www.expedia.com), **Travelocity** (www.travelocity.com), and **Orbitz** (www.orbitz.com) — sell most of the air tickets bought on the Internet. (Canadian travelers should try www.expedia.ca and www.travelocity.ca; U.K. residents can go for www.expedia.co.uk and www.opodo.co.uk.) Each has different business deals with the airlines and may offer different fares on the same flights, so shopping around is wise. Expedia and Travelocity will also send you an e-mail notification when a cheap fare becomes available to your favorite destination. Of the smaller travel agency Web sites, **SideStep** (www.sidestep.com) receives good reviews from users. It’s a browser add-on that purports to “search 140 sites at once,” but in reality it only beats competitors’ fares as often as other sites do.

Great last-minute deals are available through free weekly e-mail services provided directly by the airlines. Most of these deals are announced on Tuesday or Wednesday and must be purchased online. Most are only valid for travel that weekend, but some (such as Southwest’s) can be booked weeks or months in advance. Sign up for weekly e-mail alerts at airline Web sites or check mega-sites that compile comprehensive lists of last-minute specials, such as **Smarter Travel** (www.smartertravel.com). For last-minute trips, **Site59** (www.site59.com) in the United States and **LastMinute.com** (www.lastminute.com) in Europe and the United States often have better deals than the major-label sites.

If you’re willing to give up some control over your flight details, use an opaque fare service like **Priceline** (www.priceline.com) or **Hotwire** (www.hotwire.com). Both offer rock-bottom prices in exchange for travel on a “mystery airline” at a mysterious time of day, often with a mysterious change of planes en route. The mystery airlines are all major, well-known carriers — and the possibility of being sent from Philadelphia to Orlando via Omaha is remote. But your chances of getting a 6 a.m. or 11 p.m. flight are pretty high. Hotwire tells you flight prices before you buy; Priceline usually has better deals than Hotwire, but you have to play its “Name Your Own Price” game. **Note:** In 2004, Priceline added non-opaque service to its roster. You now have the option to pick exact flights, times, and airlines from a list of offers — or opt to bid on opaque fares as before.

Great last-minute deals are also available directly from the airlines themselves through a free e-mail service called *E-savers*. Each week, the airline sends you a list of discounted flights, usually leaving the upcoming



Friday or Saturday and returning the following Monday or Tuesday. You can sign up for all the major airlines at one time by logging on to **Smarter Travel** (www.smartertravel.com), or you can go to each individual airline's Web site and sign up. Airline sites also offer schedules, flight booking, and information on late-breaking bargains.

DropBooks

Driving to Orlando

Driving to Orlando is sometimes a less expensive and potentially more scenic option, unless the distance is so great that making the road trip eats up too much of your vacation (and, thanks to rising gas prices, your budget as well).

Table 5-1 lists how far several cities are from Orlando.

Table 5-1 Driving to Orlando	
<i>City</i>	<i>Distance to Orlando</i>
Atlanta	436 miles
Boston	1,312 miles
Chicago	1,120 miles
Cleveland	1,009 miles
Dallas	1,170 miles
Detroit	1,114 miles
New York	1,088 miles
Toronto	1,282 miles

Need directions? No problem.

- ✓ **From Atlanta**, take I-75 South to the Florida Turnpike to I-4 West.
- ✓ **From Boston and New York**, take I-95 South to I-4 West.
- ✓ **From Chicago**, take I-65 South to Nashville, and then I-24 South to I-75 South to the Florida Turnpike to I-4 West.
- ✓ **From Cleveland**, take I-77 South to Columbia, South Carolina, and then I-26 East to I-95 South to I-4 West.
- ✓ **From Dallas**, take I-20 East to I-49 South to I-10 East to I-75 South to the Florida Turnpike to I-4 West.
- ✓ **From Detroit**, take I-75 South to the Florida Turnpike to I-4 West.

DropBooks



✓ **From Toronto**, take Canadian Route 401 South to Queen Elizabeth Way South to I-90 (New York State Thruway) East to I-87 (New York State Thruway) South to I-95 over the George Washington Bridge, and continue south on I-95 to I-4 West.

AAA (☎ 800-222-1134; www.aaa.com) and some other automobile clubs offer free maps and optimum driving directions to their members (among several other worthwhile travel perks). In addition, several comprehensive Web sites offer door-to-door driving directions with personalized map routing, including **Google Maps** (<http://maps.google.com>), **MapQuest** (www.mapquest.com), and **Yahoo! Maps** (<http://maps.yahoo.com>).

Arriving by Train

Amtrak (☎ 800-872-7245; www.amtrak.com) trains pull into two central stations: 1400 Sligh Blvd. in downtown Orlando (about 23 miles from WDW) and 111 E. Dakin Ave. in Kissimmee (about 15 miles from WDW).

Amtrak's **Auto Train** allows you to bring your car to Florida without having to drive it all the way. The service begins in Lorton, Virginia — about a four-hour drive from New York, two hours from Philadelphia — and ends at Sanford, Florida, about 23 miles northeast of Orlando. Reserve early for the lowest prices. Fares begin at \$760 (\$1,200 with a berth) for two passengers and one auto. Call Amtrak for more details.



As with airfares, you can sometimes get discounts if you book train rides far in advance. But you may find some restrictions on travel dates for discounted train fares, mostly around the very busy holiday periods. If you're willing to travel off season, however, and spend four or more of your vacation days in transit, you can score a rare deal. Amtrak also offers money-saving packages, including accommodations (some at WDW resorts), car rentals, tours, and so on. For vacation package information, call ☎ 800-268-7252 or go online to www.amtrakvacations.com.

Choosing a Package Tour

For popular destinations, such as Walt Disney World, package tours can be a smart way to go. In many cases, a package tour that includes airfare, hotel, and transportation to and from the airport costs less than the hotel alone on a tour you book yourself. That's because packages are sold in bulk to tour operators, who then resell them to the public. It's kind of like buying your vacation at a buy-in-bulk store — except the tour operator is the one who buys the 1,000-count box of candy bars and resells them 10 at a time at a cost that undercuts the local supermarket.

Package tours can vary as much as those candy bars, too. Some offer a better class of hotel than others; others provide the same hotels for

lower prices. Some book flights on scheduled airlines; others sell charters. Some packages limit your choice of accommodations and travel days.

DropBooks



If you choose to buy a package, think strongly about purchasing travel insurance, especially when the tour operator asks you to pay upfront. But don't buy insurance from the tour operator! If it doesn't fulfill its obligation to provide you with the vacation you've paid for, you have no reason to think it'll fulfill its insurance obligations either. Obtain travel insurance through an independent agency. See Chapter 7 for more information about buying travel insurance.

Where can I find travel packages?

To find package tours, check out the travel section of your local Sunday newspaper or the ads in the back of national travel magazines such as *Travel + Leisure*, *National Geographic Traveler*, and *Condé Nast Traveler*. **Liberty Travel** (☎ 888-271-1584; www.libertytravel.com) is one of the biggest packagers in the Northeast and usually boasts a full-page ad in Sunday papers.

Another good source of package deals is the airlines themselves. Most major airlines offer air/land packages, including **American Airlines Vacations** (☎ 800-321-2121; www.aavacations.com), **Continental Airlines Vacations** (☎ 800-301-3800; www.covacations.com), **Delta Vacations** (☎ 800-221-6666; www.deltavacations.com), **NWA World Vacations** (☎ 800-800-1504; www.nwaworldvacations.com), and **United Vacations** (☎ 888-854-3899; www.unitedvacations.com). Several big online travel agencies — Expedia, Travelocity, Orbitz, Site59, and LastMinute.com — also do a brisk business in packages. If you're unsure about the pedigree of a smaller packager, check with the Better Business Bureau in the city where the company is based, or go to www.bbb.org. If a packager won't tell you where it's based, don't fly with that company.

Theme-park offerings

Disney offers a dizzying array of packages that can include airfare, accommodations on or off Disney property, theme-park passes, a rental car, meals, and a Disney cruise. Disney offers seasonal packages, as well as special themed vacations, including, but not limited to, golf, honeymoons, spa makeovers, little ones' travel time, and so on.



Here are some of the plusses of booking a Disney package tour:

- ✓ Using Disney as your source for an all-Disney vacation is hard to beat. The company's Web site (www.disneyworld.com) offers special planning tools that help visitors design and price their own Disney vacation packages. There's even a Magical Gatherings option for families and large groups traveling together that offers special planning tips and features.

- ✔ Nobody knows the Diz better than its own staffers.
- ✔ Disney reps can offer rooms in all price ranges (\$82 and up).
- ✔ New ticketing options allow far more flexibility than ever before, so you don't end up with all that extra stuff you really don't want.

However, be aware of the following drawbacks to Disney package deals:

- ✔ Resort guests receive the same perks, whether you buy your Disney package from Disney or someone else (and sometimes other places, such as AAA, offer additional perks to people who book with them instead of directly with Disney).
- ✔ You have to prod Disney reservation agents for details. If you don't ask about deals to begin with, the agents frequently don't volunteer suggestions, such as the possibility that you can save money if you start your Disney vacation a day earlier or later.
- ✔ Some WDW package perks aren't always worth the extra money you pay in the package price. For example, if they say you get your picture taken with Mickey as part of the deal, expect that you can find a better deal elsewhere and pay for your own photo. What you're really paying for is the convenience of having Disney plan the details.
- ✔ If you want to see more of Orlando than WDW (and most people do), you need to compare the offerings of a Disney agent with those of a regular travel agent. A motivated travel agent can put together a package of Disney and non-Disney accommodations and attractions for less than the amount WDW charges.

For detailed information on Disney packages, contact Walt Disney World, Box 10000, Lake Buena Vista, FL 32830-1000 (☎ 407-939-7675; www.disneyworld.com), to order a Walt Disney World Vacations brochure or DVD. You'll find a dizzying menu of options from which to choose.

Although not on the same scale as Disney, the packages at **Universal Orlando** have improved greatly since the addition of the **Islands of Adventure** theme park (see Chapter 19), the **CityWalk** entertainment district (see Chapters 10 and 25), and the **Portofino Bay, Hard Rock, and Royal Pacific hotels** (see Chapter 9). Your package choices include resort stays; VIP access to the parks, rides, and often restaurants; and discounts to other non-Disney attractions. Universal also offers packages that include travel and transportation. Contact Universal Vacations at ☎ 877-801-9720, or surf online to www.universalorlando.com.

SeaWorld also offers packages that include rooms at a handful of Orlando hotels including the **Renaissance Orlando Resort at SeaWorld** (see Chapter 9) and the **Orlando World Center Marriott** (see Chapter 9), car rental, tickets to SeaWorld (see Chapter 20), and, in some cases, tickets to other area theme parks. You can get information at ☎ 800-557-4268 or online at www.seaworldvacations.com.

Area hotels often join forces with the parks by offering special ticket deals or stay-and-play packages, so be sure to ask when making your hotel reservations. The **World Center Marriott** often offers SeaWorld packages, and **W Marriott Orlando, Grande Lakes**, and **Ritz-Carlton Orlando, Grande Lakes** (see Chapter 9), often offer holiday packages and themed getaways featuring special meals, park tickets, and discounted rates.

Other places to find packages

You can also find packages elsewhere than the airlines and theme parks. The **United States Tour Operators Association's** Web site (www.ustoa.com) has a search engine that enables you to look for operators that offer packages to specific destinations.

Other package specialists include the following:

- ✓ **Touraine Travel** (☎ 800-967-5583; www.tourainetravel.com) offers a wide variety of tour packages to Disney and Disney properties, Universal Orlando, and SeaWorld.
- ✓ **Golfpac Vacations** (☎ 800-486-0948; www.golfpacorlando.com) offers a slate of play-and-stay packages — from basic to comprehensive. Another option providing similar services is **Golf Getaways** (☎ 800-800-4028; www.golfgetaways.com).

Chapter 6

Dropbooks Catering to Special Travel Needs or Interests

In This Chapter

- ▶ Finding family travel tips
 - ▶ Uncovering travel advice for seniors
 - ▶ Discovering travel tips for people with disabilities
 - ▶ Getting advice for gay and lesbian interests
-

Worried that your kids are too young or that you're too old to enjoy Disney and beyond? Afraid you may experience barriers blocking your access or lifestyle? In this chapter, I dispense a little advice for travelers with specific needs.

Traveling with the Brood: Advice for Families

If you have enough trouble getting your kids out of the house in the morning, dragging them thousands of miles away may seem like an insurmountable challenge. But family travel can be immensely rewarding, letting you see the world through smaller pairs of wondrous and curious eyes. Orlando loves kids and welcomes them like no other city in the world. In addition to its theme parks, Orlando has plenty of smaller kid-friendly attractions. All but a few restaurants offer lower-priced children's menus (see Chapter 10 for more info on kids and dining), and most hotels love their younger guests, providing pint-size pools and, in some cases, special gifts and programs. (Look to Chapter 9 to find kid-friendly hotels.)



Despite Orlando's reputation as one of the kid-friendliest places around, you may find some of its attractions a bit too edgy, sophisticated, or intense for younger kids, including a handful of Epcot's exhibits (see Chapter 13) and many of the primo thrill rides at Islands of Adventure (see Chapter 19). Likewise, you may find other attractions, such as Discovery Cove (see Chapter 20), somewhat cost-prohibitive, even for adults.

Traveling with tots

Traveling with young children can often bring you more stress than relaxation on your vacation. Consider that younger children have special needs. They require frequent bathroom breaks and have very short attention spans. (Does the question, “Are we there yet?” ring a bell?) Here are a few general suggestions for making travel plans for you and your youngsters:

- ✓ **Consider age — are your kids old enough?** Do you really want to bring an infant or a toddler to an overcrowded, usually overheated world that he or she may not be old enough to appreciate? The large number of stroller-pushing, toddler-toting parents in the parks suggests that many people think the experience isn’t too terrible, but I’m warning you anyway. If your child or grandchild is 4 years old or younger, he may be able to appreciate only *some* of the parks’ offerings, though a good deal of Disney’s Magic Kingdom is geared toward youngsters (see Chapter 12). However, some of the costume-wearing characters may intimidate very young kids. And no matter how organized you are, little ones are going to slow you down. Ask yourself whether your kids are the right ages to make the most out of a trip that costs the equivalent of a developing nation’s gross national product.
- ✓ **Find the right accommodations for the little ones.** Kids younger than 12 (and at times up to 17) can usually stay for free in their parent’s room at most hotels. Look for places that have pools and other recreational facilities so that you have the option to spend a day or two away from the parks without incurring too many additional expenses. If you want to skip a rental car and you aren’t staying at Disney, **International Drive** is the next-best place for centralized rooms, restaurants, and attractions. The I-Drive trolley makes frequent runs up and down the thoroughfare, hotels often offer family discounts (see Chapter 9), and many hotels provide free or moderate-cost shuttles to Walt Disney World, SeaWorld, and Universal Orlando.
- ✓ **Take advantage of sitter services.** Most Orlando hotels, including all of Disney’s, offer some form of baby-sitting services (usually from an outside service), and several hotels feature counselor-supervised activity programs for children who’ve been toilet-trained. Baby-sitting rates usually run \$10 to \$15 per hour for the first child; a discounted rate for additional children is often available.
- ✓ **Plan ahead for character dining.** If you’d like to eat a meal with a cast of Disney characters while at Walt Disney World, make **Advanced Dining Reservations** when you reserve your hotel room (or even earlier — these meal events fill up quickly; see Chapter 10 for more details about character dining).
- ✓ **Prepare your kids to meet Mickey.** Once inside WDW, check the daily schedule for character meet-and-greets (all the major parks

DropBooks

post the information on their guide maps or on boards near the park's entrance) and make sure that the kids know when they're going to meet their heroes because doing so is often the highlight of their day. A little planning can help you avoid running after every character you see, which only tires your little ones and gives you sore feet. And remember — the “in” thing is getting character autographs, so take my advice: If price is no object, buy an autograph book at the parks (it doubles as a good souvenir) — or buy one at home and bring it along.

- ✔ **Keep tabs on the little ones in the land of Mickey.** Getting lost inside a theme park is easy no matter what your age. For adults and older kids, make sure that you arrange a lost-and-found meeting place as soon as you arrive in the park. Attach a name tag to younger kids (on the inside of their clothes) and find a park employee as soon as you've been separated from your party. I list lost-and-found locations in my descriptions of the major theme parks in Chapters 12 to 16 and Chapters 18 to 20.



Consider carrying along a pair of two-way walkie-talkies or cell-phones to help keep in touch with everyone.

- ✔ **Pack to toddler-proof your hotel room.** Although your home may be toddler-proof, hotel rooms aren't. Bring outlet covers and other necessary safety items to prevent an accident from occurring in your room.
- ✔ **Stay safe in the sun.** Don't forget to bring sunscreen for the entire family. If you forget, buy sunscreen with a rating of SPF 30 or higher before you go out in the sun. Slather your young children — even if they're in a stroller — and make sure that you pack a hat for infants and toddlers. Likewise, make sure that everyone traveling with you drinks plenty of water to avoid dehydration.
- ✔ **Remember ride restrictions.** Most parks explain their height restrictions for certain attractions or identify those that may unsettle young children. (I also list these restrictions in my discussions of the major theme parks in Chapters 12–16 and Chapters 18–20.) Save yourself and your kids some grief before getting in line and experiencing disappointment. Remember that a bad trip down a darkened tunnel or a scary loop-de-loop can upset your youngster for the rest of the day (sometimes longer).
- ✔ **Take time out for a show.** Catching an inside, air-conditioned show two or three times a day provides a nice break for everyone, especially on hot and steamy summer afternoons. You may even get your littlest tykes to nap in the darkened theater. Be sure to arrive at least 20 minutes early if you want good seats, but not so early that the kids go berserk waiting. (Most of the waiting areas are outside, even if the show is inside.)
- ✔ **Pack a snack.** When dreaming of your vacation, you probably don't envision hours spent waiting in lines. Unfortunately, doing so is

DropBooks

inevitable. Store some lightweight snacks in an easy-to-carry backpack, especially when traveling with small kids. You'll save yourself headaches and money.

Bring your own stroller. Although you have to haul it to and from the car and on and off trams, trains, and monorails at Disney, having your own stroller can be a tremendous help. It's with you when you need it — say, in your hotel room or in a restaurant as a high chair. And it's an absolute lifesaver at Universal Studios Florida and Islands of Adventure, where you face long walks from the parking lot to the ticket booths. Your stroller should be lightweight, be easy to fold and unfold with one hand, have a canopy, be able to recline for naps, and have plenty of storage space. The parks offer rental strollers for between \$10 and \$18, but they're often hard and uncomfortable. They don't recline and have little or no storage space for kid gear. And they are absolutely inappropriate for infants and toddlers (some parks rent infant-appropriate strollers but availability is extremely limited). Park strollers will do, however, if you have older kids who just need an occasional break from all the walking.

For infants and small toddlers, you may want to bring a Snuggly-type sling or backpack-type carrier for use in traveling to and from parking lots and while you're standing in line for attractions.



- ✓ **Take a break.** The Disney, Universal, and SeaWorld parks all feature some rather unique play areas that offer parents a rest and the kids a place to continue to have fun. Depending on your stamina, you may want to schedule two or three visits to these spots a day.
- ✓ **Bring a change of clothes.** During summer months, the Florida humidity can keep you feeling soggy all day, so bring fresh clothing to change into, especially if you're headed out for dinner afterward. And you'll really feel soggy if you take a spin on any of the parks' water-related rides, so packing changes of clothes or even swimsuits for the whole family is a good idea. Rent a locker (\$5–\$10) and store your spare duds until you need them.
- ✓ **Plan playtime for parents.** Walt Disney World and Universal Orlando offer a ride-share program for parents traveling with small children. On many “big-kid” rides, one parent can ride the attraction while the other stays with the kids, and then the adults can switch places and the second parent can ride without having to stand in line again. Notify a staff member that you want to take advantage of this program when you get in line.

Finding kid-friendly tours

Many theme parks design tours for the younger set that include great sources of age-appropriate entertainment.

SeaWorld has justifiably earned its reputation as a park that makes education fun with a variety of tours. One of the most interesting is the **Polar Expedition guided tour**. This hour-long journey gives kids a

chance to come face to face with a penguin and get a behind-the-scenes look at polar bears and beluga whales. **Saving a Species**, another hour-long tour, allows you to see some of the park's rescue and rehabilitation work with several species, including manatees and rare sea turtles. And shark fans will enjoy the **Predators tour**. All tours are kid-friendly, although the latter two may appeal more to older children. SeaWorld tours are offered on a first-come, first-served basis, so reserve a place at the guided tour information desk when you enter the park. They cost \$18 per adult, \$12 ages 3 to 9, in addition to park admission (\$65 adults, \$54 kids). Call ☎ **800-406-2244** or go to www.seaworld.com for more information.

More fun options for kids

Many of Disney's resorts offer special options for the young set. Here's just a sampling of the best programs for kids:

- ✔ **Disney's Grand Floridian Resort** offers a **Pirate Cruise Adventure**, where children ages 4 to 10 depart from the Grand Floridian marina to visit exotic "ports of call" to follow clues and collect "buried treasure." Most kids will have a jolly good time. It's offered Monday, Wednesday, Thursday, and Saturday from 9:30 to 11:30 a.m. and the \$28 price tag includes lunch. **Grand Adventures in Cooking** invites up to 12 youngsters, 4 to 10 years old, to make dessert, paint an apron, and decorate a chef hat (\$28 per child, Tues and Fri 10–11:45 a.m.). The **Wonderland Tea Party** gives kids a one-hour primer in cupcake decorating — with their fingers! They also feast on heart-shaped PB&Js and sip apple juice "tea" while they listen to stories and play with Alice and the Mad Hatter (\$28 per child, weekdays at 1:30 p.m.).
- ✔ **Disney's Animal Kingdom Lodge** features daily **Junior Researcher** (animal familiarization) and **Junior Chef** (cookie decorating) enrichment programs that are free for children staying at the lodge, as is the nightly African storytelling (among various other unique activities). Both programs are geared to potty-trained children ages 4 to 10; if you're interested, ask about them at check-in. A three-hour Bush Camp, available to guests ages 6 to 14 (no matter which resort they reside at) exposes kids to the African culture by engaging them in a variety of activities. It's offered Saturdays at 1 p.m., and the cost is \$70 per child.
- ✔ At **Disney's Wilderness Lodge**, you can take advantage of a special family option that both kids and adults enjoy: the **Flag Family program**. If you're selected, the entire family can traipse up to the Wilderness Lodge's roof in the morning (times seem to vary, so ask) and raise the American flag that flies over the resort. You get a picture, a certificate, and a fabulous view. If you're interested, ask at the front desk upon check-in.

For information on all these programs, call ☎ **407-827-4321** or go to www.disneyworld.com for more information on all of Disney's family offerings.

At Walt Disney World, the **Disney's Family Magic Tour** features an interactive scavenger hunt and costs \$27 per person, plus park admission (\$71 adults, \$60 kids 3–9). Call ☎ 407-939-8687 or go to www.disneyworld.com for info.

DropBooks

Making Age Work for You: Tips for Seniors

Although Orlando is kid and family oriented, many of its hotels, restaurants, and attractions also roll out the red carpet for older travelers, especially those coming with grandkids. The theme parks don't offer discounted admission to seniors, but several attractions do, as does the city's public-transport system. You can find other discounts from several sources listed in this section.

Members of **AARP** (formerly known as the American Association of Retired Persons), 601 E St. NW, Washington, DC 20049 (☎ 888-687-2277 or 202-434-2277; www.aarp.org), get discounts on hotels, airfares, and car rentals. AARP offers members a wide range of benefits, including *AARP: The Magazine* and a monthly newsletter. Anyone over 50 can join.

Many reliable agencies and organizations target the 50-plus market. **Elderhostel** (☎ 877-426-8056; www.elderhostel.org) arranges study programs for those aged 55 and over (as well as for a spouse or companion of any age) in the United States and in more than 80 countries around the world. Most courses last five to seven days in the United States (two to four weeks abroad), and many include airfare, accommodations in university dormitories or modest inns, meals, and tuition. Several study programs — some specific to Walt Disney World, others highlighting Orlando's cultural offerings — are available throughout the Orlando area.

Recommended publications offering travel resources and discounts for seniors include: the quarterly magazine *Travel 50 & Beyond* (www.travel50andbeyond.com); *Travel Unlimited: Uncommon Adventures for the Mature Traveler*, by Alison Gardner (Avalon); *101 Tips for Mature Travelers*, available from Grand Circle Travel (☎ 800-221-2610 or 617-350-7500; www.gct.com); and *Unbelievably Good Deals and Great Adventures That You Absolutely Can't Get Unless You're Over 50*, by Joan Rattner Heilman (McGraw-Hill).

Accessing Orlando: Advice for Travelers with Disabilities

A disability doesn't have to prevent you from savoring the magic of Orlando and Walt Disney World. Many of the city's attractions and hotels are designed to accommodate the needs of individuals with disabilities, from specially equipped guest rooms to audio aids for the sight impaired. A little advance research and planning, however, is a smart idea.

Finding accommodating lodgings

Every hotel and motel in Florida is required by law to maintain a special room (or rooms) equipped for wheelchairs, but keep in mind that the laws being passed over time, so some hotels may not yet have rooms for those with disabilities. A few have wheel-in showers. **Disney's Coronado Springs Resort** (☎ 407-934-1000), which opened in 1997, maintains 99 rooms that are designed to accommodate guests with disabilities, so make your special needs known when making reservations. For other information about special Disney rooms, call ☎ 407-939-7807.

If you don't mind staying 15 minutes from Disney, check out **Yvonne's Properties** (☎ 877-714-1144 or 863-424-0795; www.villasinorlando.com), a rental agency for, among other things, some handicapped-accessible homes that have multiple bedrooms, multiple baths (including accessible showers), full kitchens, and pools outfitted with lifts. Most cost less than \$300 a night and are located in Davenport.

Getting around

Public buses in Orlando have hydraulic lifts and restraining belts for wheelchairs, and they serve Universal Orlando, SeaWorld, shopping areas, and downtown Orlando. When staying on Disney property, you can use shuttle buses that accommodate wheelchairs.

If you need to rent a wheelchair or an electric scooter for your visit, **Walker Medical & Mobility Products** (☎ 888-726-6837 or 407-518-6000; www.walkermobility.com) will deliver one to your room; it offers a model that accommodates guests weighing up to 375 pounds; and the model fits into Disney's transports and monorails and into rental cars. You can also rent conventional and electric chairs daily at the theme parks (see Chapters 12–16 and Chapters 18–20).

Many of the major car-rental companies now offer hand-controlled cars for drivers with disabilities. See the Quick Concierge appendix in the back of this book for the major rental companies' toll-free numbers and Web sites. **Avis Rent A Car** has an **Avis Access** program that offers such services as a dedicated 24-hour toll-free number (☎ 888-879-4273) for customers with special travel needs; special car features such as swivel seats, spinner knobs, and hand controls; and accessible bus service.

Amtrak (☎ 800-872-7245; www.amtrak.com) can provide you with redcap service, wheelchair assistance, and special seats if you give 72-hour notice. Travelers with disabilities also are entitled to a 15 percent discount off the lowest available adult coach fare. You're required to show documentation from a doctor or an ID card proving your disability, however. Amtrak also provides wheelchair-accessible sleeping accommodations on its long-distance trains. Amtrak permits service dogs aboard, and they travel free. TTY service also is available at ☎ 800-523-6590 or by writing to P.O. Box 7717, Itasca, IL 60143.





Greyhound (☎ 800-752-4841; www.greyhound.com) allows a physically challenged passenger to travel with a companion for a single fare. When you call 48 hours in advance, the bus line also arranges assistance along the route of your trip. It also permits service dogs aboard.

DropBooks

Maneuvering through theme parks

All the parks offer parking as close as possible to the entrance for people with disabilities. Tell the parking attendant about your special needs, and he can direct you to the appropriate spot.

Each park's guide map tells you what to expect when you arrive. Most theme-park rides and shows, especially the newer ones, are designed to be accessible to a wide variety of guests. Likewise, theme parks often give people in wheelchairs (and their parties) preferential treatment so that they can avoid long lines. If you use crutches or suffer from some other medical problem that may restrict your mobility in any way, you're probably better off renting a wheelchair; the amount of walking you need to do in the parks may wear you down quickly. You can rent wheelchairs at most major Orlando attractions, but you'll probably be more comfortable in your chair from home (and it will save some money, too).



Keep in mind that wheelchairs wider than 24½ inches may make navigating through some attractions difficult. And crowds can make getting around tough for any guest.

Walt Disney World

The Magic Mickster offers a *Guidebook for Guests with Disabilities* that details many services. Disney no longer mails them prior to visits, but you can pick one up at Guest Relations near the entrances of the four parks; they're also available at some resorts. You can also call ☎ 407-824-4321 or 407-824-2222 for answers to questions about special needs. For accessibility issues relating to the WDW resorts, call ☎ 407-939-7807. A special link at the bottom of Disney's Web site at www.disneyworld.com leads to a host of information for those with disabilities. Examples of Disney services include the following:

- ✓ Almost all Disney resort hotels have rooms for people with disabilities.
- ✓ You can find Braille directories inside the Magic Kingdom in front of City Hall, and at Guest Relations in the other parks (a \$25 refundable deposit is required). You can pick up complimentary guided-tour audiocassette tapes and recorders (a \$25 refundable deposit is required) at Guest Relations to assist visually impaired guests.
- ✓ Assisted-listening devices are available to amplify the audio at selected attractions at WDW parks. At some attractions, guests also can get handheld wireless receivers that display captions about those attractions. (Both services are free but require a \$25 refundable deposit.) Inquire at Guest Relations inside each park.

DropBooks

- ✓ Sign translation is available for most of Disney's live shows on a rotating schedule: Mondays and Thursdays at the Magic Kingdom, Tuesdays and Fridays at Epcot, Sundays and Wednesdays at Disney's Hollywood Studios, and Saturdays at Disney's Animal Kingdom. Guests who want sign translation should call Disney at ☎ **407-824-4321** (voice) or 407-827-5141 (TTY) at least two weeks in advance.
- ✓ Several attractions inside the major parks offer special closed-captioned LED screens for the hearing-impaired. Inquire at Guest Relations inside each park for the list of attractions currently offering this option.
- ✓ Service animals are allowed in all parks and on some rides.

Universal Orlando

If you're physically challenged, go to Guest Services, located just inside the main entrances of Universal Studios Florida and Islands of Adventure, to get a *Rider's Guide*, a TTY, or other special assistance. You can rent wheelchairs from the concourse area of the parking garage and just inside each park. Wheelchairs can navigate the entry lines at all attractions with the exception of the new Simpsons ride (at press time the name had yet to be released), which has a special access entrance. Universal also provides audio descriptions on cassette for visually impaired guests and has sign-language guides and scripts for its shows. (Advance notice is required; call ☎ **800-837-2273** or 407-363-8000, or check each park's Web site at www.universalorlando.com for details.) Sign-language-interpreting services are available at no charge at Universal Studios Florida or Islands of Adventure. Arrangements for an appointment with an interpreter should be made one to two weeks in advance by contacting the **Sign Language Services Department** at ☎ **888-519-4899** (toll-free TTY), 407-224-4414 (local TTY), or 407-224-5929 (voice).

SeaWorld

SeaWorld provides a guide booklet for guests with disabilities, although most of its attractions are accessible to people in wheelchairs. You can pick one up at Guest Services inside the park or download it at www.seaworldorlando.com. SeaWorld also provides a Braille guide for the visually impaired and a very brief synopsis of its shows for the hearing impaired. Sign-language-interpreting services are available at no charge, but must be reserved by calling ☎ **407-363-2414** at least a week in advance of your visit. Assisted-listening devices are available at select attractions for a \$20 refundable deposit. For a complete rundown on all your options, head to Guest Services when you enter the park; you can also call ☎ **407-351-3600** for more information.

Advice for Gay and Lesbian Travelers

DropBook

The popularity of Orlando as a destination for gay and lesbian travelers is a testament to the development of the Gay Day Celebration at Disney World into Gay Days weekend festivities. Gay- and lesbian-related events also take place at Universal and SeaWorld. These festivals are scheduled the first weekend in June and draw tens of thousands of gay and lesbian travelers to Central Florida. Find information at www.gayday.com or www.gaydays.com.

You also can get information about events for Gay Days and for events that occur throughout the year from **Gay, Lesbian & Bisexual Community Center of Central Florida**, 946 N. Mills Ave., Orlando, FL 32803 (☎ 407-228-8272; www.glbcc.org). Welcome packets usually include the latest issue of *Triangle*, dedicated to gay and lesbian issues; a calendar of events pertaining to Florida's gay and lesbian community; and information and ads for the area's clubs. **Gay Orlando Network** (www.gayorlando.com) is another good resource.

The entertainment industry and theme parks have helped build a strong gay and lesbian community in Orlando. Same-sex dancing is acceptable at most clubs at **WDW's Pleasure Island**, especially the large and very popular **Mannequins Dance Palace**. Many of **Universal's CityWalk** establishments are similarly gender blind. The tenor of crowds can change, however, depending on what tour is in town, so respect your own intuition.



If you're interested in sampling some of the other local gay and lesbian hot spots, check out the following places:

- ✓ **Full Moon Saloon**, 500 N. Orange Blossom Trail, just west of downtown (☎ 407-648-8725; www.fullmoonsaloon.com): DJs keep things hopping most nights, but the Moon sometimes offers live entertainment. This club stakes a rightful claim to being Orlando's oldest gay bar. Expect a lot of leather and cowboy duds. The interior is big, but much of the fun happens on the patio and in the expanding backyard. The club is open daily from noon to 2 a.m.; show times vary. There is no cover charge. Parking is free.
- ✓ **Parliament House**, 410 N. Orange Blossom Trail, just west of downtown (☎ 407-425-7571; www.parliamenthouse.com): Now under new management, this is still one of Orlando's wilder, and most popular, gay spots. Not a fancy place, the Parliament House has had years of hard partying and shows it. This is a place to drink, dance, and watch shows that include female impersonators and male revues. There are six bars and clubs. Its disco opens daily at 9 p.m., except on Sunday when things start up at 3 p.m.; showtimes vary. Cover charges vary but usually don't rise above \$10. Parking is free.

✓ **Southern Nights**, 375 S. Bumby Ave., between Anderson Street and Colonial Drive (☎ **407-898-0424**; www.southern-nights.com): This perennial award-winner for Orlando's "Best Gay Bar" (according to the readers of a local alternative weekly paper) reopened in spring 2003 after undergoing a top-to-bottom makeover that added a new sound system, lighting, special effects, and a second lounge. It offers theme nights throughout the week, from Latin Night to College Night to Drag Night. Southern Nights opens at 10 p.m. Monday through Saturday; Rendezvous opens at 5 p.m. Closing hours vary according to event. Cover charges vary but usually don't rise above \$10. Self-parking in the club lot is free, and valet parking costs \$5.

The International Gay and Lesbian Travel Association (IGLTA) (☎ **800-448-8550** or 954-776-2626; www.iglta.org) is the trade association for the gay and lesbian travel industry and offers an online directory of gay- and lesbian-friendly travel businesses; go to its Web site and click on "Members."

Many agencies offer tours and travel itineraries specific to gay and lesbian travelers. **Above and Beyond Tours** (☎ **800-397-2681**; www.abovebeyondtours.com) is the exclusive gay and lesbian tour operator for United Airlines. **Now, Voyager** (☎ **800-255-6951**; www.nowvoyager.com) is a well-known San Francisco-based gay-owned and -operated travel service. **Olivia Cruises and Resorts** (☎ **800-631-6277** or 510-655-0364; www.olivia.com) charters entire resorts and ships for exclusive lesbian vacations and offers smaller group experiences for both gay and lesbian travelers.

The following travel guides are available at most travel bookstores and gay and lesbian bookstores, or you can order them from **Giovanni's Room**, 1145 Pine St., Philadelphia, PA 19107 (☎ **215-923-2960**; www.gioannisroom.com): **Spartacus International Gay Guide** (Bruno Gmünder Verlag; www.spartacusworld.com/gayguide) and **Odysseus** (www.odysusa.com), both good, annual English-language guidebooks focused on gay men; the **Damron** guides (www.damron.com), with separate, annual books for gay men and lesbians; and **Gay Travel A to Z: The World of Gay & Lesbian Travel Options at Your Fingertips**, by Marianne Ferrari (Ferrari International), a very good gay and lesbian guidebook series.

Chapter 7

DropBooks Taking Care of the Remaining Details

In This Chapter

- ▶ Sorting out your rental car options
- ▶ Buying travel and medical insurance
- ▶ Dealing with illness away from home
- ▶ Staying in touch using the Web and cellphones
- ▶ Getting through airport security

You're almost ready to leave for Orlando. All you need to do is take care of a few last-minute details, plan an itinerary, put the dog in the kennel, stuff your bags with everything that's clean, water the geraniums, pay the mortgage, have your mail held, and finish 50 other eleventh-hour musts.

The information in this chapter gives you planning tips and saves you from wasting precious vacation hours after you're in Magic Mickeyville. You can discover whether it's worth your while to rent a car, get advice about buying travel insurance, check out your options if you get sick on your trip, find out how to keep in touch with your relatives back home, and figure out how to navigate your way through today's airline security procedures.

Renting a Car — Or Not

First off, you have to decide whether you need a rental car for your Orlando vacation. If you're going to spend most of your time at a resort, especially Walt Disney World, you may not need a car. Disney has its own free transportation system; buses, ferries, trams, and monorails run throughout the property, connecting all its resorts, parks, and entertainment venues. (See Chapter 8 for more information about the Disney Transportation system.)

The Disney system does have some drawbacks: You're a prisoner of WDW's often slow and indirect schedule. Depending on your starting

point and your destination, it can take up to an hour to get where you're going. During peak hours in the busiest seasons, you may have trouble getting a seat on the bus, so keep that in mind if you're traveling with kids, seniors, or companions with disabilities. Also, if you're bringing along children and strollers, consider the frustration factor of loading strollers and all their paraphernalia on and off buses, ferries, and trams.

If you plan to spend most of your time at Universal Orlando and stay at one of its resorts, a rental car may also be unnecessary. Universal's resorts all offer boat transportation to its theme parks and CityWalk (see Chapters 18 and 19 for more about Universal's theme parks).



If you aren't spending all your time solely at either WDW or Universal, and you want to visit SeaWorld and other attractions or areas of Central Florida, you need to either rent a car or choose an alternate form of transportation, such as a hotel shuttle (some are free; others charge an average of \$12–\$16 per person each way). **Mears Transportation** (☎ 407-423-5566; www.mearstransportation.com), a popular local shuttle service, and taxis (though horridly expensive) are other options. (See Chapter 8 for more information on transportation options in Orlando, including the I-Ride Trolley.) Getting several people to the parks on a daily basis can be expensive if you choose these routes, but you can save on car rental fees, gas, and the \$10- or \$11-per-day parking fees at the major attractions if you take advantage of Orlando's transit system. You need to decide whether the added convenience and mobility of a rental car is worth the extra expense; if you plan to be in Orlando only for a short while or are traveling with kids, I definitely recommend you rent a car in order to maximize your vacation mobility.

WDW has an **Alamo** car rental desk (☎ 800-327-2996) on property, so if you need to rent only for a day or two instead of for your entire vacation, this may be a good option (though be aware that rental prices are generally higher if you rent anywhere other than the airport).

Getting a good rate

Car rental rates vary even more than airline fares. The price depends on the size of the car, the length of time you keep it, where and when you pick it up and drop it off, where you take it, and a host of other factors. Doing a little research may save you hundreds of dollars. Here are some tips to get you started:

- ✓ **Ask whether the rate is the same for pickup Friday morning as it is for Thursday night.** Weekend rates may be lower than weekday rates. If you're keeping the car five or more days, a weekly rate may be cheaper than the daily rate.
- ✓ **Find out whether the company you're renting from assesses a drop-off charge if you don't return the car to the same rental location.** Some do, some don't. National is one of the companies that *doesn't* charge in this situation.

DropBooks

- ✓ **Check whether the rate is cheaper if you pick up the car at a location in town rather than at the airport.**
- ✓ **Find out whether age is an issue.** For drivers under 25, many car-rental companies add on a fee, and some don't rent to them at all. Under-age rental fees are common in Orlando and can add as much as \$15 or more a day to your total rate.
- ✓ **If you see an advertised price in your local newspaper, be sure to ask for that specific rate; otherwise you may be charged the standard (higher) rate.** Don't forget to mention membership in AAA, AARP, and trade unions. These memberships usually entitle you to discounts ranging from 5 percent to 30 percent.
- ✓ **Check your frequent-flier accounts.** Not only are your favorite (or at least most-used) airlines likely to have sent or at least offer discounts on car rentals, but most car rental companies add at least 500 miles to your airline account.
- ✓ **Comparison-shop on the Internet.** As with other aspects of planning your trip, the Web can make comparison shopping for a car rental much easier. You can check rates at most of the major agencies' Web sites. Plus, all the major travel sites — **Travelocity** (www.travelocity.com), **Expedia** (www.expedia.com), **Orbitz** (www.orbitz.com), and **Smarter Travel** (www.smartertravel.com), for example — can dig up discounted car rental rates.



Most car rental companies charge on a 24-hour basis. That means if you pick up the car at 3 p.m., you need to return it by 3 p.m. on the specified end date of your rental. Often, if your flight arrival and departure times in Orlando are far apart (say you arrive at 10 a.m. and don't fly out until 8 p.m.), you need to rent the car for a day longer than your stay. However, if the inbound and outbound flight times are within an hour or two of each other, inquire about hourly rates — they may be less than the cost of another full day. If you want information about specific rental car companies serving Orlando, see the Quick Concierge appendix in the back of this book.

Adding up extra rental costs

In addition to the standard rental prices, other optional charges apply to most car rentals (and some not-so-optional charges, such as taxes). The **Collision Damage Waiver (CDW)**, which requires you to pay for damage to the car in a collision, is covered by many credit card companies. Check with your credit card company before you go so you can avoid paying this hefty fee (as much as \$20 a day or more).

The car rental companies also offer additional **liability insurance** (if you harm others in an accident), **personal accident insurance** (if you harm yourself or your passengers), and **personal effects insurance** (if your luggage is stolen from your car). Your insurance policy on your car at home probably covers most of these unlikely occurrences. However, if your own insurance doesn't cover you for rentals or if you don't have

DropBooks

auto insurance, definitely consider the additional coverage (ask your car rental agent for more information). Unless you're toting around the Hope diamond, and you don't want to leave that in your car trunk anyway, you can probably skip the personal effects insurance, but driving around without liability or personal accident coverage is never a good idea. Even if you're a good driver, other people may not be, and liability claims can be complicated.

Some companies also offer **refueling packages**, in which you pay for your initial full tank of gas upfront and can return the car with an empty gas tank. The prices can be competitive with local gas prices, but you don't get credit for any gas remaining in the tank. If you reject this option, you pay only for the gas you use, but you have to return the car with a full tank or face hefty per-gallon refueling charges for any shortfall. If you usually run late and a fueling stop may make you miss your plane, you're a perfect candidate for the fuel-purchase option.

Playing It Safe with Travel and Medical Insurance

Three kinds of travel insurance are available: trip cancellation insurance, medical insurance, and lost luggage insurance. The cost of travel insurance varies widely, depending on the cost and length of your trip, your age and health, and the type of trip you're taking, but expect to pay between 5 percent and 8 percent of the vacation itself. Here is my advice on all three:

- ✓ **Trip cancellation insurance** helps you get your money back if you have to back out of a trip, if you have to go home early, or if your travel supplier goes bankrupt. Allowed reasons for cancellation can range from sickness to natural disasters to the State Department declaring your destination unsafe for travel. (Insurers usually won't cover vague fears, though, as many travelers discovered who tried to cancel trips in Oct 2001 because they were wary of flying.)

A good resource is **Travel Guard Alerts**, a posted list of companies considered high-risk by AIG Travel Guard (www.travelguard.com). Protect yourself further by paying for the insurance with a credit card — by law, consumers can get their money back on goods and services not received if they report the loss within 60 days after the charge is listed on their credit card statement.

Note: Many tour operators, particularly those offering trips to remote or high-risk areas, include insurance in the cost of the trip or can arrange insurance policies through a partnering provider, a convenient and often cost-effective way for the traveler to obtain insurance. Make sure the tour company is reputable, however, and avoid buying insurance from the tour or cruise company you're traveling with so that you don't put all your money in one place.

✓ For domestic travel, buying **medical insurance** for your trip doesn't make sense for most travelers. Most existing health policies cover you if you get sick away from home — but check before you go, particularly if you're insured by an HMO.

✓ **Lost luggage insurance** isn't necessary for most travelers. On domestic flights, checked baggage is covered up to \$3,000 per ticketed passenger. On international flights (including U.S. portions of international trips), baggage coverage is limited to approximately \$9.07 per pound, up to \$400 per checked bag. If you plan to check items more valuable than the standard liability, see whether your valuables are covered by your homeowner's policy, get baggage insurance as part of your comprehensive travel insurance package, or buy **Travel Guard's BagTrak** product. Don't buy the overpriced insurance at the airport. Be sure to take any valuables or irreplaceable items with you in your carry-on luggage because many valuables (including books, money, and electronics) aren't covered by airline policies.

If your luggage is lost, immediately file a lost luggage claim at the airport, detailing the luggage contents. For most airlines, you must report delayed, damaged, or lost baggage within four hours of arrival. The airlines are required to deliver luggage, once found, directly to your house or destination free of charge.

For more information, contact one of the following recommended insurers: **Access America** (☎ 866-807-3982; www.accessamerica.com), **AIG Travel Guard** (☎ 800-826-4919; www.travelguard.com), **Travel Insured International** (☎ 800-243-3174; www.travelinsured.com), or **Travelex Insurance Services** (☎ 888-457-4602; www.travelex-insurance.com).

Staying Healthy When You Travel

Getting sick can ruin your vacation, so I *strongly* advise against it. (Of course, last time I checked, the bugs weren't listening to me any more than they probably listen to you.)

If you have a serious or chronic illness, talk to your doctor before leaving on a trip. For conditions such as epilepsy, diabetes, or heart problems, wear a **MedicAlert identification tag** (☎ 888-633-4298; www.medicalert.org), which immediately alerts doctors to your condition and gives them access to your records through MedicAlert's 24-hour hot line.

Preventing the easily preventable

The biggest health obstacle you'll encounter in Orlando will be the strong Florida sun. Limit your exposure, especially during the first few days of your trip and, thereafter, during the hours of 10 a.m. to 2 p.m., when the sun is at its strongest. Use a sunscreen with at least a sun

DropBooks

protection factor (SPF) of 30 (especially for children) and apply it liberally and often. If you have children under a year old, check with your pediatrician before applying a sunscreen — some ingredients may not be appropriate for infants. A hat and sunglasses are de rigueur fashion in Florida for a reason and keep you from suffering sun glare or a painful sunburn.

Dehydration is another potential issue when touring Orlando. Be sure to drink plenty of fluids and see that any children traveling with you do so as well. Note that soft drinks loaded with caffeine, a diuretic, can cause or make dehydration worse, so stick to water or decaffeinated drinks.

Finally, the bane of many a theme-park walker who hasn't hoofed it anywhere lately are blisters. If you have problematic feet (and even if you don't), bring comfortable walking shoes and lots of socks, buy some protective moleskin, and, just in case, a package of adhesive bandages. A change of socks midday may keep you from hobbling by nightfall.

Knowing what to do if you get sick

All the major theme parks have first aid stations; ask a park employee or consult your park map for its location. Disney offers in-room medical service at its resorts 24 hours a day — call ☎ **407-238-2000**. If you're staying off Disney property, **Doctors on Call Service** (☎ **407-399-3627**) is a group that makes house and room calls in most of the Orlando area.

To find a dentist, call **Dental Referral Service** (☎ **800-235-4111**; www.dentalreferral.com), which can refer you to the nearest dentist who meets your needs. Phones are staffed weekdays from 10 a.m. to 7 p.m.



If your ailment isn't a life-threatening emergency, visit a walk-in clinic in Orlando. You may not get immediate attention, but you'll probably pay around \$75 rather than the \$300 minimum for just signing in at an emergency-room counter. **Centra Care** (www.centracare.org) has several walk-in clinics listed in the Yellow Pages, including ones on Vineland Road near Universal (☎ **407-351-6682**) and at Lake Buena Vista near Disney (☎ **407-934-2273**), among others. **After Hours Pediatrics**, two facilities near the tourist districts, are located at the Crossroads Shopping Center in Lake Buena Vista (☎ **407-827-7113**) and on Dr. Phillips Boulevard near Universal Orlando (☎ **407-363-5753**). They specialize in urgent care for kids (through age 21) and are open until 11 p.m. every night.

You can fill your prescriptions at dozens of pharmacies listed in the Yellow Pages. **Walgreens** operates a 24-hour pharmacy at 12100 S. Apopka Vineland Rd. (☎ **407-238-0400**; www.walgreens.com), in addition to several other 24-hour locations throughout the area; check the company's Web site for details.

Staying Connected by Cellphone or E-Mail

DropBooks

Want to tell the folks back home that you arrived safe and sound? Or e-mail them that digital snapshot of your meeting with Mickey? Staying in touch with your friends, family, or even the office (unlucky for you), while you're on the road, is easier than ever.

Using a cellphone across the United States

Just because your cellphone works at home doesn't mean it'll work elsewhere in the country (thanks to the nation's fragmented cellphone system). It's a good bet that your phone will work in Orlando, however. But take a look at your wireless company's coverage map on its Web site before heading out — T-Mobile, Sprint, and Nextel are particularly weak in rural areas. If your wireless company doesn't have good coverage in the Orlando area, rent a phone that does from **InTouch USA** (☎ 800-872-7626; www.intouchglobal.com) or a rental car location, but beware that you'll pay \$1 a minute or more for airtime.

If you're not from the United States, you'll be appalled at the poor reach of our GSM (Global System for Mobiles) wireless network, which is used by much of the rest of the world. Your phone will probably work in most major U.S. cities; it definitely won't work in many rural areas. (To see where GSM phones work in the United States, check out www.t-mobile.com/coverage/national_popup.asp.) And you may or may not be able to send SMS (text messaging) home. Assume nothing — call your wireless provider and get the full scoop. In a worst-case scenario, you can always rent a phone; InTouch USA delivers to hotels.

Accessing the Internet away from home

Travelers have any number of ways to check their e-mail and access the Internet on the road. Of course, using your own laptop — or even a personal digital assistant (PDA) or electronic organizer with a modem — gives you the most flexibility.

But even if you don't have a computer, you can still access your e-mail and even your office computer from **cybercafes**. It's hard nowadays to find a city that *doesn't* have a few cybercafes. Although there's no definitive directory for cybercafes — these are independent businesses, after all — two places to start looking are at www.cybercaptive.com and www.cybercafe.com.

Inside Walt Disney World, you can find an Internet cafe inside **Disney-Quest**, and you can also send e-mail at **Innoventions: The Road to Tomorrow** in Epcot, though you have to pay the park admission fees to use the Web terminals. Pay phones with touch-screen displays offering Internet access have been installed at locations throughout Walt Disney World; you can access your e-mail for 25¢ a minute with a four-minute minimum.

Aside from formal cybercafes, most **public libraries** offer Internet access free or for a small charge. Avoid **hotel business centers** unless you're willing to pay exorbitant rates.

Most major airports have **Internet kiosks**. These kiosks, which you'll also see in shopping malls, hotel lobbies, and tourist information offices, give you basic Web access for a per-minute fee that's usually higher than cybercafe prices. Because of their clunkiness and high price, you should avoid using the kiosks whenever possible.

If you're bringing your own computer, the buzzword in computer access is **Wi-Fi** (short for *wireless fidelity*), where you can get high-speed connection without cable wires, networking hardware, or a phone line. More and more hotels, cafes, and retailers are signing on as wireless "hotspots." You sign up for wireless-access service much as you do cellphone service, through a plan offered by one of several commercial companies that have made wireless service available in airports, hotel lobbies, and coffee shops. **T-Mobile Hotspot** (www.t-mobile.com/hotspot) serves up wireless connections at more than 1,000 Starbucks coffee shops nationwide. **Boingo** (www.boingo.com) and **Wayport** (www.wayport.com) have set up networks in airports and high-class hotel lobbies. Best of all, you don't need to be staying at the Four Seasons to use the hotel's network; just set yourself up on a nice couch in the lobby. The companies' pricing policies can be Byzantine, with a variety of monthly, per-connection, and per-minute plans, but, in general, you pay around \$30 a month for limited access — and as more and more companies jump on the wireless bandwagon, prices are likely to get even more competitive.

You can also find a few **free wireless networks**. To locate these free hotspots, go to www.personaltelco.net/index.cgi/WirelessCommunities.

WDW offers high-speed Internet connections to guests at all its resorts with limited Wi-Fi access at select resorts. All Universal Orlando resorts offer high-speed Internet access. Most business and higher-end hotels in Orlando offer at least an in-room dataport, and several offer Internet connections. You can bring your own cables, but most hotels rent them for around \$10 (others at no charge). Connection fees vary, though most hotels charge in 24-hour increments. Be sure you inquire when you check in.

In addition, major ISPs have **local access numbers** in Orlando, allowing you to go online by simply placing a local call. Check your ISP's Web site or call its toll-free number and ask how you can use your current account away from home and how much it will cost.

Keeping Up with Airline Security

With the federalization of airport security, security procedures at U.S. airports are more consistent than ever. Generally, you'll be fine if you

arrive at the airport one hour before a domestic flight and two hours before an international flight; if you show up late, tell an airline employee and she'll probably whisk you to the front of the line.

Bring a **current, government-issued photo ID** such as a driver's license or passport. Keep your ID at the ready to show at check-in, the security checkpoint, and sometimes even the gate. (Children under 18 don't need government-issued photo IDs for domestic flights, but they do for international flights to most countries.)

In 2003, the Transportation Security Administration (TSA) phased out gate check-in at all U.S. airports. And **E-tickets** have made paper tickets nearly obsolete. If you have an E-ticket, you can beat the ticket-counter lines by using airport **electronic kiosks** or even **online check-in** from your home computer. To check in online, log on to your airline's Web site, access your reservation, and print out your boarding pass — the airline may even offer you bonus miles to do so! If you're using a kiosk at the airport, bring the credit card you used to book the ticket, your frequent-flier card, or your confirmation number. Print out your boarding pass from the kiosk and simply proceed to the security checkpoint with your pass and a photo ID. If you're checking bags or looking to snag an exit-row seat, you can do so using most airline kiosks. Even the smaller airlines are employing the kiosk system, but always call your airline to make sure these alternatives are available. **Curbside check-in** is also a good way to avoid lines, although a few airlines still ban curbside check-in; call before you go.

Security checkpoint lines can be long, particularly if there has been a recent terrorist scare. If you have trouble standing for long periods of time, tell an airline employee; the airline will provide a wheelchair. Speed up security by not wearing metal objects such as big belt buckles. If you have metallic body parts, a note from your doctor can prevent a long chat with the security screeners. Keep in mind that only ticketed passengers are allowed past security, except for folks escorting passengers with disabilities or unaccompanied children.

Travelers in the United States are allowed one carry-on bag, plus a personal item such as a purse, briefcase, or laptop bag. You can stuff all sorts of things into a laptop bag; as long as it has a laptop in it, it's still considered a personal item. The TSA has issued a list of restricted items; check its Web site (www.tsa.gov/public/index.jsp) for details.

Airport screeners may decide that your checked luggage needs to be searched by hand. You can now purchase luggage locks that allow screeners to open and relock a checked bag if hand-searching is necessary. Look for **Travel Sentry certified locks** at luggage or travel shops and Brookstone stores (you can buy them online at www.brookstone.com). These locks, approved by the TSA, can be opened by luggage inspectors with a special code or key. For more information on the locks, visit www.travelsentry.org. If you use something other than TSA-approved locks, your lock will be cut off your suitcase if a TSA agent needs to hand-search your luggage.

Part III

DropBooks Settling into Orlando

The 5th Wave

By Rich Tennant



"Oh, that? That's part of our character dining experience. Haven't you ever seen 'A Bug's Life?'"

DropBooks

In this part . . .

Orlando isn't New York or London, but getting around the tourist areas and downtown Orlando can be a little overwhelming, and even intimidating, at first. Don't worry, though — it isn't as complicated as it looks. In this part, I walk you through the city's neighborhoods, tell you where to catch local transportation, and erase any confusion you may have.

After you've gotten your bearings, I review the city's best hotels so that you can zero in on a room that's right for you. Then I detail Orlando's A-list eateries and give you lists of the city's best restaurants by location, cuisine, and price. And for dessert, you get a thorough rundown of that most quintessential of Orlando experiences — character meals.

Chapter 8

DropBooks Arriving and Getting Oriented

In This Chapter

- ▶ Landing at the airport
 - ▶ Exploring Orlando's neighborhoods
 - ▶ Getting information when you arrive
 - ▶ Exploring Orlando's transportation options
-

All roads in Orlando *don't* lead to Disney, although the reverse may seem true to first-time visitors. Yes, you'd be hard-pressed to drive along a street or highway without coming across a sign directing you to Walt Disney World, but this abundance of directions doesn't mean that you won't find other signs pointing you to the rest of the city's highlights. In this chapter, you take the first step, getting from the airport to the parks, and you gain some insight about Orlando's "other" major neighborhoods.

Arriving in Orlando


Unlike many tourist-oriented cities, Orlando's airports do not lie in the heart of the city's action. But fear not — both of the city's airports are relatively user-friendly, and getting to any one of the theme parks is a generally hassle-free experience.

Navigating the airport

While some of your fellow travelers (in particular, those unfortunate souls who didn't read this book) are aimlessly meandering through the hallways of the **Orlando International Airport** (☎ 407-825-2001; www.orlandoairports.net), you'll zippity-do-dah to baggage claim and into your chariot of choice. Though the airport itself is generally easy to navigate, it's usually quite busy, there are plenty of distractions, and it can take you a while to get from point A to point B.

Follow the signs carefully to get from the terminal you land in to baggage claim. (You may need to take the tram to the main terminal and then go

to Level 2 for your bags.) **Note:** If you're arriving from a foreign country, you have to go through Immigration before baggage claim and then through Customs after picking up your luggage.

DropBooks  If you need cash, ATMs are located in the arrival and departure terminals near the four pods of gates (1–29, 30–59, 60–99, and 100–129). ATMs also are located where the shuttles deposit you in the main terminal as well as along the North and South walkways and the West Hall. If you need to convert your pounds, euros, and so on to U.S. dollars, you can find currency exchanges (open 9:30 a.m.–7 p.m.) in the 100–129 pod of gates and along the South walkway in the main terminal (near the food court).

Most major car rental companies are located at the airport (on Level 1), with others located a mile or so down the road. Keep in mind that if the company you choose is at a nearby location instead of right on-site, you'll need to take the shuttle to pick up your car. (See the Quick Concierge appendix for the toll-free numbers of the major rental companies.) You can catch hotel shuttles or taxis on the ground level of the main terminal.

If you're arriving on one of the newer regional or international budget airlines that serves **Orlando Sanford Airport** (☎ 407-585-4000; www.orlandosanfordairport.com), you'll appreciate the smaller airport layout. Baggage claim is downstairs, ATMs are in the gate areas, and most of the car rental companies have locations right at the airport.

Finding your way to your hotel

The **Orlando International Airport** is a 25- to 40-minute hop, skip, and long jump from Walt Disney World, depending on traffic, and 15 to 25 minutes from Universal Orlando and downtown. **Mears Transportation Group** (☎ 407-423-5566; www.mearstransportation.com) is the major shuttle player. It runs vans between the airport (you board at ground level) and all Disney resorts and official hotels, and most other area properties, every 15 to 25 minutes. Round-trip to downtown Orlando or International Drive is \$26 and \$27, respectively, for adults (\$12 and \$13, respectively, for kids 4–11); it's \$31 for adults (\$23 for kids) to Walt Disney World/Lake Buena Vista or Kissimmee/U.S. 192.

Quicksilver Tours and Transportation (☎ 407-299-1434; www.quicksilver-tours.com) is more personal than Mears. You're greeted at baggage claim with a sign bearing your name. The cost is more than Mears, but Quicksilver is coming for you — not other travelers, too — and it's going only to your resort. Included is an array of services, including a quick stop for groceries. Rates run \$100 to \$105 (up to four, round-trip) to I-Drive/Universal Orlando and \$105 to \$110 to Disney. If you have a larger group (five or more, round-trip) and require a van, the rates run \$115 to \$120 to Universal and I-Drive and \$125 to Disney.

Selective Limousine (☎ 888-784-2522 or 407-354-2456; www.selective.limo.com) also offers a high level of service. For \$210, you get round-trip

stretch-limo service from the airport to your hotel for up to eight people; the price includes a free stop at a supermarket for food supplies, and safety seats for any children in your party. Cheaper shuttle rates are also available; check its Web site for specials.

Taxis are another option when your party has enough people. The standard rates for **Ace Metro** (☎ 407-855-0564) and **Yellow Cab** (☎ 407-699-9999) run as high as \$3.25 for the first mile and \$1.75 per mile thereafter, although you can sometimes get a flat rate. A one-way trip to the I-Drive area could cost upwards of \$30, to Disney closer to \$60, and to the U.S. 192 area expect to pay around \$50. Vans and taxis load on the ground level of the airport.



If you're bunking at the Mouse's house, **Disney's Magical Express** will transport you and your luggage (which the Mouse will magically retrieve from baggage claim, allowing you to bypass the backaches and head straight to the shuttle) from the airport (Orlando International only) to your WDW resort — and it's free (saving a family of four about \$110 or more). See Chapter 9 for details.



A few hotels offer free shuttle service to and from the airport, so be sure to ask when booking your room. Hotel shuttles load on the ground level.

If you're driving from the airport with a rental car, you have two options. You can take the north exit out of the airport to 528 West (a toll road, also known as the Beeline Expressway). Follow the signs to I-4, then go west to exits marked for Disney (you'll find three), and follow the signs to the appropriate area. Your drive should take about 30 to 40 minutes if traffic isn't too heavy. Disney exits are clearly marked on big green signs. This route is also best if you're heading to Universal Orlando, SeaWorld, or the International Drive area. If your destination is solely Disney, you can also take the south exit from the airport, which leads you down Boggy Creek Road to S.R. 417 West (another toll road known as the Greenway). Exit onto 536 and follow the signs straight to Disney. This route has less traffic but costs an extra dollar or so in tolls.

When you're traveling from **Orlando Sanford Airport**, a rental car is really your best bet — even if you only rent it for the days you arrive and depart Orlando (if this is the case, choose a company with locations in or near your hotel for pickups and drop-offs). Taxi or shuttle service from the airport is expensive; expect a minimum one-way fare of \$60 to the Universal Orlando and International Drive areas and a minimum one-way fare of \$100 to the Disney and Kissimmee areas.

Upon leaving Sanford airport, exit onto Lake Mary Boulevard. From here, you can take the 417/Greenway exit and follow that to Disney. Or you can go past that exit and take the one for I-4 West, which leads you past downtown to all the major theme-park attractions. Again, the Greenway is the less-traveled, faster route, but it's a toll road. For either route, expect about 45 minutes to the Universal Orlando and International

Drive areas and about 60 minutes to Disney (even longer if you're driving I-4 between 3 p.m. and 6 p.m.).

DropBooks

Figuring Out the Neighborhoods

Though the area encompassing the various theme parks and their accompanying paraphernalia (hotels, restaurants, and so on) is almost always referred to as *Orlando*, the region has some very distinct sections, several of which are not actually in Orlando proper at all.

Walt Disney World

The empire — parks, resorts, restaurants, shops, and assorted trimmings — is scattered across 30,500 acres, or about 47 square miles. What you may find most surprising is that WDW isn't really located in Orlando at all — it's just southwest of the city, off I-4 between West U.S. 192 and S.R. 535. If you choose to stay with Mickey, you'll find that convenience has its price. Accommodations at the Mouse's house can run as much as double the price of nearby Kissimmee hotels and resorts. On the plus side, you get access to the free Disney Transportation system (though at times that may not be that big of a plus) and a handful of perks and privileges (such as early park entry and extra evening hours) that are offered only to Disney resort guests.

Also on Disney property is **Downtown Disney**, an area off to itself encompassing three very distinctive zones: **Downtown Disney West Side** and **Pleasure Island**, Disney's two nighttime entertainment districts, and **Downtown Disney Marketplace**, the nearby shopping district. Combined, they're filled with restaurants, shops, entertainment venues, and clubs; each zone is quite unique in its offerings, atmosphere, and price. Downtown Disney is closest to the Lake Buena Vista zone described in the next section.

Lake Buena Vista

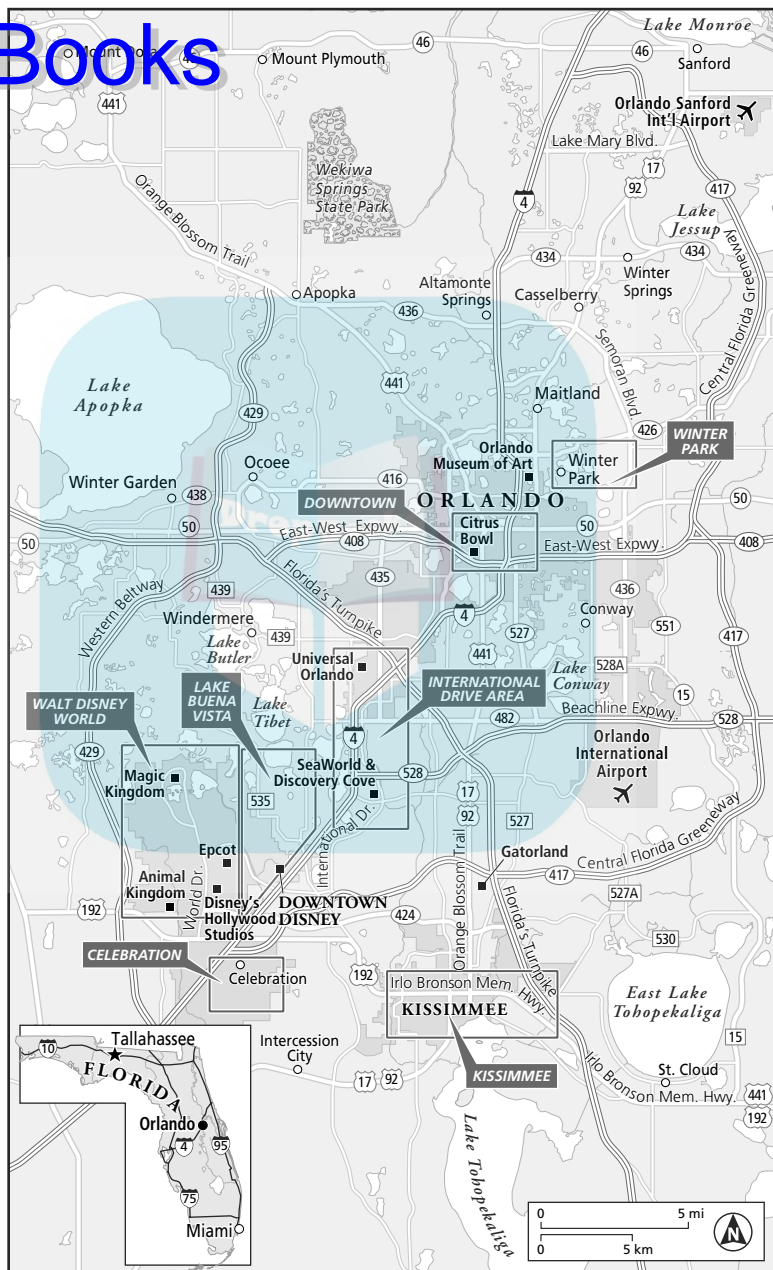
Lake Buena Vista is Disney's next-door neighborhood. It's where you find "official" (yet not Disney-owned) hotels, and it's close to Downtown Disney and all its offerings. This charming area has manicured lawns, tree-lined thoroughfares, and free transportation throughout the realm, but it may take a while to get from point A to point B because of a combination of slow shuttle service and heavy traffic. A plethora of shops, services, and restaurants are practically at your doorstep, and all within minutes from the Mouse. Although this area is not nearly as costly as Walt Disney World itself, it's generally more expensive than International Drive and Kissimmee.

Celebration

Imagine an entire town designed by Disney, with perfect white picket fences, tree-lined walkways, and gingerbread-trimmed houses. In

Orlando Neighborhoods

DropBooks



Dropbooks

Celebration, Disney redesigned reality to reflect an idealized version of Small Town, U.S.A. Residents of the 4,900-acre town live in beautiful Colonial- and Victorian-inspired homes. Celebration's downtown area is designed, however, for tourists, though it does have charming appeal, with upscale shops, boutiques, restaurants, coffee shops, and even its own small, yet elegant, hotel.

Kissimmee



Way back before Mickey moved to town, Kissimmee was the hot spot. Overlooked, in recent years, with the expansion of the International Drive and Lake Buena Vista tourist districts, Kissimmee is being revived and made more tourist-friendly with the addition of wide walkways, landscaping, and improved roadways. Although still filled with some of the tackier T-shirt shops and tourist traps in the area, some moderately priced hotels and even a few luxury resorts have begun to spring up just to the south. Kissimmee is only a short drive (roughly 10–15 miles) southeast from the House of Mouse. With plenty of modest motels and resorts, it's a great choice for travelers on a budget. The town centers on U.S. 192/Irlo Bronson Memorial Highway, which, alas, is perennially under construction.

International Drive

Known locally as I-Drive, the tourist mecca of International Drive extends 7 to 10 miles north of the Disney kingdom between Highway 535 and the Florida Turnpike. With bungee jumping, skateboarding, surfing, shopping, themed restaurants, more than a hundred hotels, and a slew of shops, this stretch of road is *the* tourist strip in Central Florida. It's home to **Orlando's Official Visitor Center** and offers easy access to SeaWorld and Universal Orlando. The northern half of I-Drive beyond Sand Lake Road is already packed, and developers continue to eat up space in the southern half, especially near the Orange County Convention Center; south of the Beeline Expressway (528) the resorts become far more spread out than in the north. Traffic along this route is perennially problematic, so be sure to allot plenty of extra time if you're traveling on it during the morning and evening rush hours.

Dr. Phillips

Once a nondescript residential area dotted with a few odd shops and doctors offices, the Sand Lake strip of Dr. Phillips, just west of I-4, has been developed into an upscale shopping and dining mecca. The new mall complexes at the intersection of West Sand Lake Road and Dr. Phillips Boulevard now host no fewer than a dozen fine dining restaurants. For a quiet and sophisticated dining experience, outside the commotion of the theme parks, this is by far your best bet.

Downtown Orlando

Right off I-4 East, Downtown Orlando lies north of the theme-park areas and is home to clubs, shops, cultural attractions, and restaurants — a

great place for a night on the town. Dozens of antiques shops line **Antique Row** on Orange Avenue near Lake Ivanhoe. Hotels in this area are aimed mostly at business travelers — it's also the commercial center of the city and not at all a convenient place to stay if visiting the theme parks is the major point of your trip to Orlando — though a few B&Bs draw couples seeking more sophisticated surroundings.

Winter Park

Just north of downtown Orlando, the quiet town of Winter Park is where many of Central Florida's old-money families call home (and where the newly moneyed come to shop and dine). It's noteworthy for **Park Avenue**, a collection of upscale shops and restaurants along a tree-lined, cobblestone street. Winter Park's appeal comes from its sophisticated, yet charming, upscale offerings; it has little, if any, kid appeal. It's definitely too far north to use as a home base if you plan on spending much of your time at the Disney parks. If you want some quiet time away from the theme-park madness, though, it's a nice place to spend an afternoon (but leave the kids behind).

Finding Information after You Arrive



After you've landed, your best and most immediate source for up-to-date information is the concierge or the front desk at your hotel (especially if you're staying at Disney or Universal, where they're more knowledgeable than most).

If you're in the International Drive area, stop for information at **Orlando's Official Visitor Center**, 8723 International Dr. (☎ 407-363-5872; www.orlandoinfo.com), 4 blocks south of Sand Lake Road.

Both the **Orlando Weekly** (distributed every Thurs) and Friday's calendar section in the **Orlando Sentinel** include plenty of tourist-friendly information about dining and entertainment.

At Orlando International Airport, arriving passengers can find assistance at the **Magic of Disney** (third level, behind the Northwest Airlines ticket counter) and **Disney Earport** (across from the Hyatt Regency), two shops located in the main terminal. They sell Disney multiday park tickets; make dinner, show, and hotel reservations; and provide brochures and information. The stores open daily at 7 a.m. with Disney Earport closing at 9 p.m. and the Magic of Disney at 10 p.m.

Also in the main terminal at the airport, you'll find two locations each of the **Universal Studios Store** and the **SeaWorld Store**, as well as a **Kennedy Space Center Store**. All provide similar services with ticketing and are open daily from 6 or 7 a.m. to either 9 or 10 p.m.

Getting Around Orlando

DropBooks

Your major decision regarding Orlando transportation will be whether to use Walt Disney World's Disney Transportation system (which is truly useful only to those staying at a WDW resort), use a car (yours or a rental), or stick to other means. The system that works best for you depends on what you want to see, where you're staying, and how much time (and money) you want to spend getting around the city.

By the Disney Transportation system

If you plan to stay at a Disney resort or an official hotel (see Chapter 9 for more information about Disney hotels) and spend the majority of your time visiting Disney parks, you can probably skip a rental car — at least for most of your stay. A free transportation network runs through Disney World. Buses, ferries, water taxis, and monorails operate from two hours prior to the parks' opening until two hours after closing. Likewise, Disney offers service to Downtown Disney, Typhoon Lagoon, Blizzard Beach, Pleasure Island, Fort Wilderness Resort & Campground, and all the Disney resorts.

Here are the advantages of using the Disney Transportation system:

- ✔ It's free.
- ✔ You save on car rental and gasoline charges.
- ✔ You don't have to pay \$10 a day to park in the theme-park lots. (*Note:* Disney resort guests are exempt from parking fees at the theme parks.)
- ✔ If your party wants to split up, you can easily head elsewhere while others remain behind without being stranded.
- ✔ During busy periods when Disney's parking lots may close (and this does happen), those riding Disney Transportation will still get to the parks.

Disadvantages include the following:

- ✔ You're at the mercy of Disney's schedule.
- ✔ The shortest distance between two points is not always a straight line. You may very well have to take a ferry to catch a bus to get on the monorail to reach your hotel. The system makes a complete circuit but doesn't necessarily travel the most direct route for *you*. It can take an hour or more to get somewhere that's right across a lagoon from you.
- ✔ You must endure multiple stops, particularly on buses and at peak periods, with crowds that may well force you to wait for the next bus.
- ✔ Parents may find herding young children and their accompanying paraphernalia off and on buses exhausting.

If you plan to travel on Disney Transportation, first verify with the driver, the bell staff, or someone at your hotel's Guest Relations desk that you're taking the most direct route. Keep asking questions along the way. Unlike missing a highway exit, missing a stop on the bus route means you have to take another ride on the Mickey-go-round.

DropBooks

By car

Most visitors to Orlando — especially those staying a week or more — choose to rent a car for at least a day or two in order to venture beyond the parks. (Yes, there *is* far more to Florida than its thrills and theme parks.) See Chapter 7 for more information on renting a car in Orlando; check out the Quick Concierge appendix for toll-free numbers of various car rental agencies.



Orlando's major artery is Interstate 4. Locals call it I-4 or that #@*\$%^&#! road, because it's often horridly congested, especially during weekday rush hours (7–9 a.m. and 4–6 p.m.), when it more likely resembles a parking lot. I-4 runs diagonally across the state from Tampa to Daytona Beach. Exits from I-4 lead to all WDW properties, Universal Orlando, SeaWorld, International Drive, U.S. 192, Kissimmee, Lake Buena Vista, downtown Orlando, and Winter Park. Most of the exits are well marked, but construction is common and exit numbers occasionally change. If you get directions by exit number, always ask for the name of the road as well, to avoid getting lost. (Cellphone users can call ☎ 511 to get a report of I-4 delays.)



Despite the fact that, when you look at any map of the area, it will seem that I-4 runs north to south, on road signs it's always listed as east and west. To avoid getting lost, remember that I-4 west takes you toward Disney World (and Tampa) from Universal Orlando, I-Drive, and downtown Orlando; I-4 east heads from Disney and Kissimmee toward Universal Orlando (and Daytona).

The Florida Turnpike crosses I-4 near Universal Orlando and links with I-75 to the north. U.S. 192, a major east–west artery that's also called the Irlo Bronson Memorial Highway, reaches from Kissimmee to U.S. 27, crossing I-4 near the WDW entrance road. Farther north, the Beeline Expressway toll road (or Hwy. 528) goes east from I-4 past Orlando International Airport to Cape Canaveral and the Kennedy Space Center. The East-West Expressway (also known as Hwy. 408) is another toll road that runs from I-4 near downtown east to S.R. 50 by the University of Central Florida. The final major toll road, S.R. 417 (also known as the Greenway), partially encircles the eastern edge of Orlando starting at I-4 just south of Disney and winds past the southern edge of Orlando International Airport before ending up near the northern edge of Orlando by the Orlando Sanford Airport.

One of the area's lesser known roads, Turkey Lake Road runs parallel to I-4 and is often used by locals to avoid the heavy traffic of I-4 from WDW to Universal Orlando. It starts as the Palm Parkway near Disney and turns into Turkey Lake Road just past the hotel area, eventually running

right up to Universal. It intersects with both Central Florida Parkway, which takes you right to SeaWorld, and Sand Lake Road, which takes you to both Dr. Phillips and the I-Drive areas.



Here are a few (in some cases, redundant) tips for driving in Orlando:

- ✓ Remember to allow for rush-hour traffic from 7 to 9 a.m. and 4 to 6 p.m. daily.
- ✓ In Florida, you can turn right on red after coming to a full stop and making sure that the coast is clear (unless signs say otherwise). Consider yourself warned: If you're sitting at a red light with your blinker on and not turning right, you'll probably hear horns blaring. Make sure that your path is clear and then *move it*.
- ✓ Posted speed limits are enforced vigorously. Fines for speeding begin at more than \$150. Pay particular attention to road construction and school zones, where speed limits are reduced and speeding fines are doubled — they're not kidding.
- ✓ You must have a handicap permit to park in handicap parking places. Handicap permits from other states are honored, but a disabled license plate alone won't do.
- ✓ Buckle up: Florida law says front- and rear-seat passengers alike must wear a seat belt. This includes children, who, if younger than age 5, must be restrained in an approved safety seat (seat belt or booster seat) and, if younger than age 3, in an approved car seat. If you don't want to bring your own from home, most car rental agencies can provide one for about \$10 a day.
- ✓ In an emergency, dial ☎ **911**, or you can reach the Florida Highway Patrol on a cellphone by dialing ☎ ***FHP**.

By taxi

Yellow Cab (☎ **407-699-9999**) and **Ace Metro** (☎ **407-855-0564**) are among the taxicab companies serving the Orlando area. But for day-to-day travel to and from the attractions or restaurants, cabs are expensive unless your group has five or more people. Rates can run as high as \$3.25 for the first mile and \$1.75 per mile thereafter, though sometimes you can get a flat rate.

By shuttle

Mears Transportation Group (☎ **407-423-5566**; www.mears-transportation.com) operates shuttle buses to all major attractions, including Universal Orlando, SeaWorld, and Disney. Shuttles also run to Kennedy Space Center at Cape Canaveral and Busch Gardens in Tampa, and it is also one of the most cost effective of all the shuttle services available. (For more about great attractions just outside Orlando, see Chapter 23.) Rates vary by destination.

By trolley

The **I-Ride Trolley** on International Drive (☎ 407-248-9590; www.iridetrolley.com) runs every 20 to 30 minutes, from 8 a.m. to 10:30 p.m. (\$1 for adults, 25¢ for seniors, kids younger than 12 ride free; exact change is required). An unlimited one-day pass is available for \$3 per person.

The main route runs from the Prime Factory Outlet Malls to SeaWorld with an additional route that runs along Universal Boulevard from Sea World Road to Kirkman Road. Because of I-Drive's heavy traffic, the trolley is usually the best way to get around whenever you're staying or spending the day in this area.

By motorcycle

If you have a valid motorcycle license, you can rent bikes at **Orlando Harley Davidson**, 3770 37th St. (☎ 877-740-3770 or 407-423-0346; www.orlandoharley.com), and **American V Twin**, 5135 International Dr. (☎ 800-268-8946 or 407-903-0058; www.amvtwin.com). Their inventories can be in short supply, so call in advance. You must be at least 21 (and sometimes 25) years of age, have a motorcycle license, and have a major credit card.



Reserve months in advance if you're visiting during **Bike Week** — in late February and early March — or **Biketober Fest** in mid-October. (Both events are held in Daytona Beach, but many bikers still stay in Orlando.)

By bus

Lynx (☎ 407-841-5969; www.golynx.com) public bus stops are marked with a paw print. Some bus routes serve Disney, Universal Orlando, International Drive, and the downtown area (\$1.50 for adults, 75¢ for kids grades K–12), but they're slow-going and not very visitor-friendly.

On foot



I don't recommend traveling on foot anywhere in Orlando, but it is occasionally necessary to walk across a parking lot or street. Be extremely careful. With rare exceptions, this city isn't conducive to strolling. Within the safe confines of the theme parks, you'll have no problems hoofing it (in fact, you'll be on your feet quite a bit), but walking anywhere outside the theme parks is a thrills-and-chills experience most people would prefer to avoid. Orlando is among the most dangerous cities in the country for pedestrians, according to a Washington, D.C.–based research group. Wide roads designed to move traffic quickly and a shortage of sidewalks, streetlights, and crosswalks are to blame.

Chapter 9

DropBooks In at Orlando's Best Hotels

In This Chapter

- ▶ Finding a hotel room that meets your needs
 - ▶ Getting a good room rate
 - ▶ Clicking your way to a reservation
 - ▶ Knowing what to do if you don't have a reservation
 - ▶ Checking out the best hotels
-

Where you plant yourself during your Orlando vacation determines many things about your trip, including your itineraries, the amount of money you spend, and your need, if any, for a car rental. Deciding where to stay in the city isn't easy because its 114,000 rooms come in many different flavors: hotels, motels, bed-and-breakfasts (B&Bs), and so on. Lucky for you, in this chapter I help you narrow your choices.

Getting to Know Your Options

Something you can take to the bank: Unlike the less competitive areas of Florida, almost all hotels in Orlando — at least the ones listed in this guide — have been either built or renovated in the past 10 or 12 years (though it's likely renovations have been closer to within the last 1–4 years), so you can expect reasonably modern trimmings. The city sometimes seems like Chain Central, and you'll find branches of pretty much every major hotel and motel chain in the major tourist zones, especially on International Drive and in Kissimmee. Note that even the high-end properties tend to have a more relaxed feel than counterparts in other cities thanks to the theme parks; you're more likely to see Goofy hats than Gucci ones here. (See the Quick Concierge appendix for a list of the major hotel chains' toll-free numbers.)

Every hotel that I list in this chapter has air-conditioning and at least one pool (or I tell you otherwise). Most have cable TV, and some offer in-room movies, Internet connections, and Nintendo for a fee. Likewise, many have hair dryers, coffeemakers, and in-room safes. Almost all

hotels in the city (with a few exceptions that I alert you to) offer free parking, but few hotels these days throw in breakfast with your room rate (most that do tend to fall on the lower end of the price scale). Most places in Orlando try to make kids feel as if they're Mickey's favorite relatives and offer lots of little extras and amenities for families. Although that's great for parents, Orlando (believe it or not) is the top honeymoon destination in the United States, so there are plenty of places that cater to adults, too.



Avoiding children for almost any length of time during your visit is next to impossible, but if you're childfree and don't relish the thought of screaming kids in the room next door, there are ways to improve your odds. The bad news is that the quiet definitely costs you. As a general rule — Disney and Universal Orlando properties not included — the more expensive a hotel is, the less likely you are to run into children (but keep in mind that even the business hotels here still cater to the family market in some form or another). Some of Orlando's B&Bs don't allow children younger than 16 to stay as guests, and these often feature luxurious rooms that rival those of the big resorts. If you don't want to spend the extra money, remember that few people spend much time in their rooms anyway.

Price and location, when all is said and done, are the factors that really decide where you rest your head for the night. Although you pay more for the best locations, you may find these hotels well worth the conveniences they offer. The closer your hotel is to the things you want to do and see, the less time and money you waste getting to your destination. And that's why the two major players in town are deserving of a closer look.

Walt Disney World

Disney has the corner on the Orlando hotel market, with high occupancy rates even during slow times. Located on WDW property are 22 (soon to be 23) Disney-owned and -operated resorts and nine *official* hotels (privately owned hotels that have earned Disney's seal of approval).

Disney's accommodations run the gamut from motel-style rooms to grand villas with full kitchens. The decision to bunk (or not to bunk) with the Mouse is probably the most important one you make regarding your accommodations. To decide whether an on-property stay is right for you, consider its pros and cons.

The benefits of lodging in Mickey's backyard include the following:

- ✔ You get unlimited free transportation via the **Disney Transportation system's** buses, monorails, ferries, and water taxis to and from the four theme parks, resorts, and smaller attractions. This also means you're guaranteed admission to all the parks, even during peak times when parking lots fill to capacity and many folks not staying with Mickey are left in the cold.



DropBooks

- ✔ You can take advantage of free parking inside theme-park lots if you choose to chauffeur yourself. Other visitors pay \$10 a day.
- ✔ Kids younger than 17 stay free in their parent's room, and reduced-price children's menus are available in most restaurants.
- ✔ You have access to some of the best hotel pools in all of Orlando.
- ✔ Resort guests can charge most purchases (including meals) made anywhere inside WDW to their rooms. You can also usually have your purchases delivered to your resort at no extra charge, so you don't have to lug them around the park with you all day.
- ✔ You can purchase WDW park and attraction tickets right at your hotel's Guest Relations or concierge desk, avoiding the often long lines at the parks themselves. (See Chapter 11 for more details on WDW admission options.) You can also make reservations for dining and preferred tee times at Disney's golf courses through Guest Relations or the concierge.
- ✔ No resorts are more convenient to the Disney parks and attractions.
- ✔ The **Extra Magic Hours** allows resort guests before- and after-hours admission to one of the four theme parks or two water parks. Disney distributes a schedule that lists which parks are open extra hours on what days and at what times. (For information, see Chapter 11.)
- ✔ **Disney's Magical Express Service** transports you and your luggage from the airport to your resort if you fly via participating airlines (currently AirTran Airways, Alaska Airlines, American, Continental, Delta, JetBlue, Northwest, Ted, and United) to Orlando International Airport (and have arranged to use the service prior to departure). Thanks to special luggage tags (sent to you via mail) and some of Mickey's magic, your luggage appears in your resort room without you ever having to retrieve it from baggage claim in Orlando (though it may take up to three hours, so bring along a carry-on with any items you may need immediately). You're transported (round-trip) to your resort at no additional charge in a special Disney shuttle. Other great perks include the ability to check in and print your boarding pass (domestic flights on participating airlines only) prior to departing from your resort, therefore avoiding at least one line at the airport. (Note that certain restrictions, such as when this service is available, apply.) Be sure to keep your Magical Express documents handy — you need your vouchers to ride the shuttle (each way). Also note that your shuttle back to the airport is determined by your flight departure time and will be at least three hours prior to your flight. If you revise your plans or have questions, call **Magical Express Guest Services** (☎ 866-599-0951). This free service is currently scheduled to be available through 2011.





The drawbacks of staying with the Mouse include the following:

- ✓ **Disney Transportation** can be excruciatingly time-consuming (even with improvements currently in the works) and at times difficult to maneuver with young children and all their paraphernalia.
- ✓ Resort rates are about 20 percent to 30 percent higher than prices at comparable hotels and motels beyond the parks' boundaries.
- ✓ You may wind up a prisoner of Disney, unable to avoid the stiff pricing for meals, trinkets, and so on.
- ✓ Without your own vehicle, it's difficult and expensive to leave Disney property to experience the rest of what Orlando has to offer (which is quite a bit).

DropBooks



Don't plan on lighting up in the comfort of your resort room if you're staying at the Mouse's House. Disney announced that, as of June 1, 2007, all of its owned and operated resorts are officially nonsmoking resorts. Smoking is now prohibited in all guest rooms, indoor public areas, and on balconies. Only in designated outdoor areas will smoking be allowed (similar to the theme parks).

Universal Orlando

Universal Orlando is actually a relatively new player on the Orlando hotel scene and boasts only three properties (though plans to tack on at least two more in the future have been drawn up). The Universal resorts are all operated by the luxury Loews Hotel group, and the standard of accommodations is actually a bit better than the majority of those at Disney. If your itinerary favors Universal Orlando, staying at one of its three properties affords you some rather meaningful perks at the Universal parks.

The benefits of staying at one of Universal's three resorts include the following:

- ✓ Unlimited free transportation via water taxi or bus from the resorts to CityWalk and both Universal parks.
- ✓ Unlike Disney, Universal Orlando's smaller number of resorts means everything really is within walking distance of the parks.
- ✓ Resort guests enjoy special privileges at the Universal Orlando theme parks, including **Universal Express** (unlimited express-line access to rides) and preferred seating at shows and at many of the restaurants from the day of check-in to the day of check-out. This is a huge benefit, especially during the more crowded months when lines can be excruciatingly long. Just show your room key and you'll get to the fun that much faster. Additionally, guests are allowed early entry to the parks on scheduled days.
- ✓ Universal's resorts all accept pets, so Fido or Fluffy can live the luxurious lifestyle right along with you instead of having to be relegated to a kennel. They even offer a special pet program that includes food, supplies, and walking services.





The drawbacks of staying at the Universal resorts are as follows:

- ✓ Although there is shuttle service to SeaWorld and Wet 'n Wild from the resorts, you'll have to arrange your own transportation if you want to set foot on Disney property.
- ✓ Resort rates are at least 30 percent higher than at comparable hotels and motels located even a block from the parks (though, honestly, few are really comparable). You won't find anything for under \$100 a night.
- ✓ As when staying at a Disney resort, you're subjected to higher prices for dining and other vacation necessities.
- ✓ Universal resorts don't offer free self-parking (it costs \$12 a day), which is a perk of staying at Disney hotels.

Finding the Best Room at the Best Rate

The *rack rate* is the published (and usually the maximum) rate a hotel charges for a room. It's the rate you get if you walk in off the street and ask for a room for the night. You sometimes see these rates printed on the fire/emergency exit diagrams posted on the back of your door. Hotels are happy to charge you the rack rate, but you can almost always do better. Perhaps the best way to avoid paying the rack rate is surprisingly simple: Just ask for a cheaper or discounted rate and it's likely you'll get one.



Reserving a room through the hotel's toll-free number may also result in a lower rate than calling the hotel directly. On the other hand, the central reservations number may not know about discount rates at specific locations. Your best bet is to call both the local number *and* the toll-free number and see which one gives you a better deal. Whatever you do, don't ever come to town without a reservation. Orlando is a year-round destination; it has a heavy convention and business trade, and school lets out during varying times of the year in other nations. If you come without a reservation, you may find yourself extremely disappointed — or even completely out of luck.



If you're a student, a senior, a military or government employee (or retiree), or a member of AAA or AARP, ask about discounts. The Orlando/Orange County Convention & Visitors Bureau's free **Magicard** (☎ 800-643-9492; www.orlandoinfo.com) is good for a family of six and offers hundreds of dollars in discounts on area accommodations, car rentals, attractions, and restaurants. The **Entertainment Book** (www.entertainmentbook.com) is another good source for discounts on hotels, car rentals, restaurants, and attractions. It costs \$32 for the Orlando version, but you'll recoup your investment after using just a few coupons.

DropBooks

As a rule, Disney resorts, villas, and official hotels don't offer regular discounts other than for slight seasonal variations. WDW's 2007 value seasons or lowest rates were available from January 1 to February 14, July 8 to October 2 (value resorts, moderate resorts), August 5 to October 3 (deluxe resorts, Vacation Club Resorts, cabins), and November 25 to December 19 (all resorts). Regular season rates were available from April 15 to July 7 (value resorts, moderate resorts), April 15 to May 23 (deluxe resorts, Vacation Club Resorts, cabins), and October 4 to November 24 (all resorts). Summer season rates applied from May 24 to August 4 (value resorts, moderate resorts). Peak rates applied from February 15 to April 14 (all resorts), and holiday rates took effect from December 20 to December 31 (all resorts). Although the actual dates will shift a little (and those listed are for the value, moderate, and deluxe resorts and vary slightly for the campgrounds and Vacation Club Resorts), the same periods should apply in 2008. The following list outlines what you can expect to find at each of the four designations of resorts (value, moderate, deluxe, and Vacation Club):

- ✔ **Value:** The least expensive and most basic of all the Disney resorts with very few, if any, of the bells and whistles found elsewhere.
- ✔ **Moderate:** Mid-priced resorts that feature larger rooms, upgraded amenities (including a mini-fridge and microwave in room), additional guest services, and recreational facilities.
- ✔ **Deluxe:** Disney's best of the best — these full-service resorts feature spacious rooms along with extensive guest services and recreational facilities.
- ✔ **Vacation Club:** Disney's Vacation Club Resorts, in addition to the extensive guest services and recreational facilities, feature all the comforts of home. Rooms range from studios to grand villas with room to sleep 12 (villas sport full kitchens and laundry facilities).

Similarly, discounts (again, other than slight seasonal variations) are just as rare at the Universal resorts. Universal's 2007 value or lowest rates were available from January 4 to February 15, August 19 to October 4, and November 25 to December 20. Regular season rates were available from April 29 to June 6 and October 5 to November 20. Summer rates applied from June 7 to August 18. Peak rates applied from February 16 to March 29, April 12 to April 28, and November 21 to November 24, while holiday rates took effect from March 30 to April 11 and December 21 to January 1. Again, the actual dates will shift slightly, but the same periods should apply in 2008.



One of the best ways to catch a break from Mickey's prices is through a travel package (see Chapter 5). Disney offers vacation plans that can include meals, tickets, recreation, airfare, rentals, dinner shows, and other features. Call the **Walt Disney Travel Company** (☎ 407-939-7675) to book a package, the **Central Reservations Office** (☎ 407-939-7429) to book a room, or book online at www.disneyworld.com, where you can get the lowdown on WDW and order vacation brochures and DVDs.



Before calling Disney to make reservations, take a moment to visit **MouseSavers.com** (www.mousesavers.com). This unofficial Disney discount site is extremely diligent about keeping up-to-date listings on all discounts offered by Disney, whether it be room discount codes or details on special package deals. A few minutes looking over the listings can save you hundreds of dollars when booking direct with Disney.

DropBooks



When booking your room, don't forget to allow for the area's combined sales and resort taxes. In Orange County (Orlando, Lake Buena Vista, Winter Park, and Maitland), the tax is 11 percent. In Osceola County (Kissimmee/St. Cloud), the taxes add 12 percent to your bill.



When making your reservation, ask some pointed questions to make sure that you have the best room in the house. For example, always ask for a corner room. They're usually larger and quieter, include more windows and light than standard rooms, and don't always cost more. Likewise, ask which floor and side has the best view, if there is one, as well as whether the hotel is renovating (if so, request a room away from the renovation work). You can also ask about the location of the restaurants, bars, and clubs in the hotel — these may be a source of irritating noise. If you aren't happy with your room when you arrive, talk to the front-desk staff. If they have another room, they'll likely accommodate you — within reason, of course.

Surfing the Web for Hotel Deals

Shopping online for hotels is generally done one of two ways: by booking through the hotel's own Web site or through an independent booking agency (or a fare-service agency like Priceline). These Internet hotel agencies have multiplied in mind-boggling numbers of late, competing for the business of millions of consumers surfing for accommodations around the world. This competitiveness can be a boon to consumers who have the patience and time to shop and compare the online sites for good deals — but shop they must, because prices can vary considerably from site to site. And keep in mind that hotels at the top of a site's listing may be there for no other reason than that they paid money to get the placement.



You almost never find a WDW resort on any discounter's Web site (however, Disney's All-Star Resorts were recently spotted on Priceline). If you want to book a Disney hotel online, you have to go through a packager or Disney's own Web site (www.disneyworld.com). Each individual resort is listed on the site and information is available on rooms, rates, floor plans, restaurants, recreation, and so on. Generally, the only hotels on Disney property that you can book through a discounter are the "official" hotels.

Of the "big three" sites, **Expedia** offers a long list of special deals and virtual tours or photos of available rooms, so you can see what you're paying for (a feature that helps counter the claims that the best rooms

are often held back from bargain-booking Web sites). **Travelocity** posts unvarnished customer reviews and ranks its properties according to the AAA rating system. Also reliable are **Hotels.com** and **Quikbook.com**. An excellent free program, **TravelAxe** (www.travelaxe.net), can help you search multiple hotel sites at once, even ones you may never have heard of — and conveniently lists the total price of the room, including the taxes and service charges. It covers a large number of Orlando's best hotels, and I heartily recommend giving it a try.

Another booking site, **Travelweb** (www.travelweb.com), is partly owned by the hotels it represents (including the Hilton, Hyatt, and Starwood chains), so it's plugged directly into the hotels' reservations systems — unlike independent online agencies, which have to fax or e-mail reservation requests to the hotel, a good portion of which get misplaced in the shuffle. More than once, travelers have arrived at the hotel, only to be told that they have no reservation (to help avoid this, verify your reservations with the hotel directly). To be fair, many of the major sites are undergoing improvements in service and ease of use, and Expedia will soon be able to plug directly into the reservations systems of many hotel chains — none of which can be bad news for consumers. In the meantime, it's a good idea to get a confirmation number and make a printout of any online booking transaction.

In the opaque Web site category, **Priceline** and **Hotwire** are even better for hotels than for airfares; with both, you're allowed to pick the neighborhood and quality level of your hotel before offering up your money. Priceline's hotel product even covers Europe and Asia, though it's much better at getting 5-star lodging for 3-star prices than at finding anything at the bottom of the scale. On the downside, many hotels stick Priceline guests in their least desirable rooms. Be sure to go to **BiddingForTravel.com** before bidding on a hotel room on Priceline; it features a fairly up-to-date list of hotels that Priceline uses in major cities. For both Priceline and Hotwire, you pay upfront, and the fee is nonrefundable. **Note:** Some hotels do not provide loyalty-program credits or points or other frequent-stay amenities when you book a room through opaque online services.

Arriving without a Reservation

My first bit of advice: Don't come to Orlando without a reservation. If you do, you're more likely to end up feeling like Grumpy than Happy. This advice is especially true during the high travel season, when rooms are both pricey and scarce. If you do decide, however, to head for Orlando on the spur of the moment, you'll want to pursue a few options before setting up camp in your car.



Orlando's Official Visitors Center is related to the Orlando/Orange County Convention & Visitors Bureau. These folks find last-minute rooms for non-planners. Room rates, depending on the season, can be a bargain. However, you can get a room only for the night you visit the

center, and you have to come in person to find out what's available. The Visitors Center is located in Orlando at 8723 International Drive, a mile west of Sand Lake Road (☎ 407-363-5872 for information only).

Your only other option is to try the reservation service listed in the “Surfing the Web for Hotel Deals” section, earlier in this chapter.

DropBooks

Orlando's Best Hotels

All the rates in this section are per-night double occupancy, but many accommodations, including all Disney resorts, allow kids younger than 17 to stay free with their parents or grandparents (as long as the number of guests doesn't exceed the maximum occupancy). However, always ask about rates for kids when booking your room. Also, unless otherwise noted, all the hotels in this section offer free self-parking.



To make it easy for you to recognize expensive versus moderately priced hotels, each of the following entries includes one or more \$ symbols (see Table 9-1 for the meaning behind the symbols). In general, expect higher hotel prices on the more upscale digs as well as those in or near the attractions. Almost every hotel in Orlando caters to families with children, but I list hotels, resorts, and inns that are especially good fits for adults on the “Good for Grown-ups” list on the tear-out Cheat Sheet at the front of this book.



Several properties in this chapter add resort fees that can range from \$5 to upwards of \$15 to their daily room rates. That's part of an unfortunate but growing hotel trend of charging for services that used to be included in the rates, such as use of the pool, admission to the health club, or use of the in-room coffeemaker, safe, or phone (each hotel varies greatly). If it's a concern, ask whether your hotel charges such a fee (and just what it's for) when booking so that you don't get blindsided at checkout. At some hotels, the fee is optional and you don't pay it if you don't use the amenities or recreational facilities it covers.

Table 9-1

Key to Hotel Dollar Signs

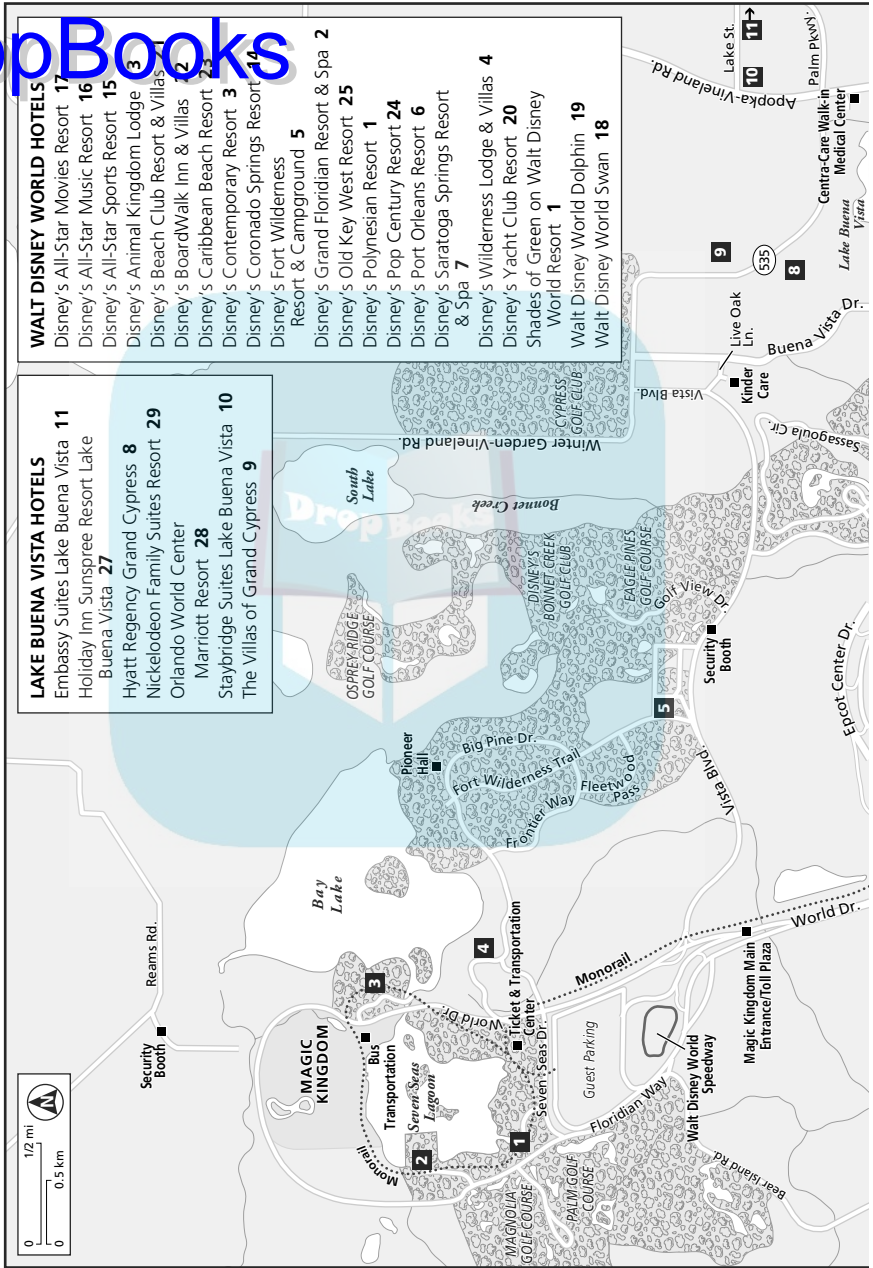
<i>Dollar Sign</i>	<i>Price Range</i>	<i>What to Expect</i>
\$	Less than \$100	Accommodations at this level generally include basic trimmings and limited space. They also lean toward the no-frills side. Those at the higher end may offer amenities such as hair dryers, coffeemakers, cable TV, a midsize pool, a kids' play area, and continental breakfast. If they're multistory, they also usually have an elevator.

DropBooks

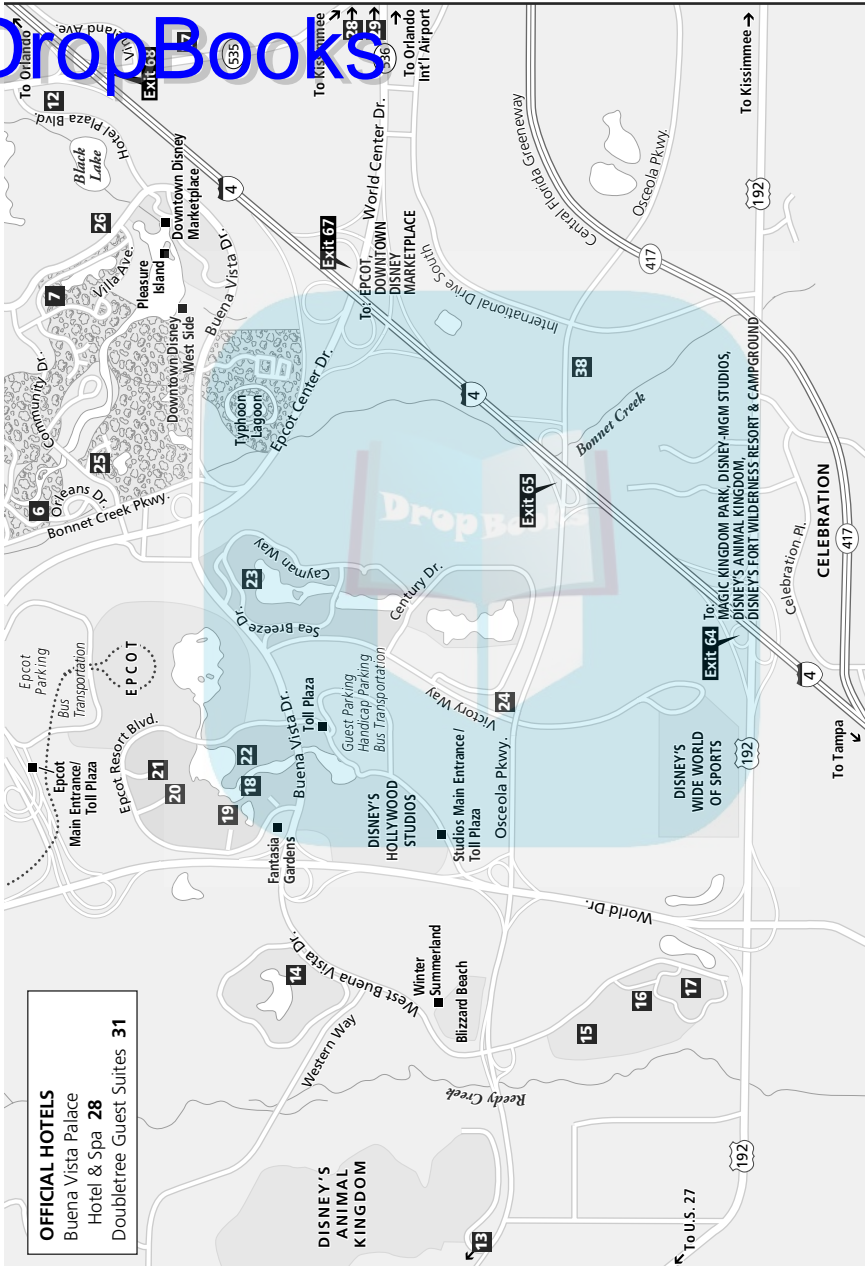
<i>Dollar Sign</i>	<i>Price Range</i>	<i>What to Expect</i>
\$	\$101–\$200	Lodgings in this price range probably offer a choice of king-size or double beds, possibly suites if they fall in the higher end, a full range of amenities (hair dryer; coffeemaker; two TVs in the two-room models; multiline phones and, possibly, a dataport; VCR; free daily newspaper; and designer shampoos), and room service. Rooms are slightly larger, and a Jacuzzi and fitness center may accompany the pool. The continental breakfast probably includes fresh fruit, granola, and muffins rather than day-old doughnuts and little boxes of cereal. The hotel may also have at least one palatable on-site restaurant. Some may have a Guest Services desk for purchasing attraction tickets and making dinner arrangements.
\$\$\$	\$201–\$300	Hotels at this level are sure to have a Guest Services desk, possibly a concierge. They also usually include a large, resort-style pool, possibly a second smaller or toddler pool, and multiple Jacuzzi tubs (some of the higher-end rooms have their own), a fitness center, and occasionally a small spa. Rooms generally have multiple phones, minibars, and a bath <i>and</i> separate shower. Many rooms are larger, some with small sitting areas, a pullout sofa, and large work desks. Some hotels in this category offer supervised children's programs and activities.
\$\$\$\$	\$301 and up	Nothing in this price range is impossible. In addition to the amenities in the previous categories, many of these hotels offer concierge levels, extra-large rooms, spacious suites, 24-hour room service, gorgeous pool bars, and live entertainment in their lounges. Some also include full-service spas, gourmet restaurants, shopping arcades, and tight security. Recreational facilities are usually extensive and lavish. Many offer supervised children's programs and activities.

Walt Disney World and Lake Buena Vista Accommodations

DropBooks



DropBooks



DropBooks

A home away from home

If you want all the comforts of home or you are traveling in a group of five or more, you might consider bypassing hotels or motels in favor of a rental condo or home. Rates vary widely depending on quality and location, and some may require a two- or three-night minimum stay. Many of these properties are 5 to 15 miles from the theme parks and offer no transportation, so having a car is a necessity.

On the upside, most have two to six bedrooms and a convertible couch, two or more bathrooms, a full kitchen, multiple TVs and phones, and an iron. Some have a washer and dryer. Homes often have their own private, screen-enclosed pool, while condos have a common recreation area.

On the downside, rentals can be lacking in services. Most don't have daily maid service, and restaurants can be as far away as the parks (another reason you'll need a car). Be sure to ask whether the rentals include useful items such as dinnerware, utensils, or salt and pepper shakers — it generally depends on the level of the home chosen.

Rates range from about \$100 to \$550 per night (\$700–\$3,800 per week).

All Star Vacation Homes (☎ 800-592-5586 or 407-997-0733; www.allstarvacationhomes.com) offers an array of homes and condos, many of which are within 4 miles of Disney (their newest town-home community, Vista Cay, is located near SeaWorld) and close to all area restaurants and attractions. Homes fall into a wide range of luxury and size. Many have private, screened-in pools. A variety of guest services are available (some cost extra).



Americas Best Value Inn & Suites \$ Kissimmee

Formerly the Hawaiian Maingate, this newly revitalized budget hotel offers clean, comfortable accommodations close to Disney's gates. You'll find the basics — including a large pool, a casual restaurant, and reasonably comfortable rooms with a TV and either two double or two queen beds (though not a lot of extra space) — but fewer frills mean you won't break the bank. Shuttle service to WDW parks is free, but if you're headed elsewhere you'll have to make your own arrangements.

See map p. 113. 7514 W. Irlo Bronson Memorial Hwy. (From I-4, take exit 64B, follow for 1 mile, and then left on Old Lake Wilson Rd.) ☎ 888-315-2378 or 407-396-2000. Fax: 407-396-1295. www.bestvalueinn.com. 444 units. Rack rates: \$49–\$99 double. AE, DC, DISC, MC, V.

Best Western Lakeside \$–\$\$ Kissimmee

Recent renovations ensure that this Best Western (formerly the La Quinta Inn Lakeside) remains in tip-top shape. Just up the road from the Disney entrance, this 24-acre resort looks deceptively small when you arrive

(most of the accommodations are hidden behind the lobby area), but amenities include numerous recreational options (pools, playgrounds, and so on), a food court, a good-sized convenience store, and a bountiful, free breakfast. Rooms are standard in size and offerings but are nicely decorated and comfortably sleep four. Other pluses include an evening child-care facility (for a fee), free transportation to *all* major theme parks, free high-speed or Wi-Fi Internet in select rooms, free Wi-Fi in the lobby and eateries, a general store, and three casual dining options on-site.

See map p. 113. 7769 Irlto Bronson Memorial Hwy./U.S. 192. (Take I-4 to Exit 64B/U.S. 192 West. The hotel is approximately 3 miles on the right.) ☎ 800-848-0801 or 407-396-2222. Fax: 407-997-1171. www.bestwesternlakeside.com. 651 units. Rack rates: \$59–\$129 double. AE, DC, DISC, MC, V.

Buena Vista Palace Hotel & Spa

\$\$–\$\$\$\$ Lake Buena Vista/Official WDW Hotel

Thanks to a \$45-million makeover, this hotel's spacious accommodations now feature 32-inch flat-panel TVs, wired and wireless Internet access, and all-new very comfy bedding. Literally across the road from Downtown Disney, this former Wyndham resort, though suitable for families, is an ideal spot for honeymooners or those looking for a romantic weekend getaway. Many of the rooms have lakeview balconies or patios; ask for one above the fifth floor with a "water view." Because businesspeople make up 75 percent of its guests, the hotel offers some of its best rates in July and August, contrary to the other Orlando mainstream tourist resorts. Amenities include three pools, a fully equipped and newly renovated spa, a sauna, a video arcade, and six restaurants and lounges. Rates include free transportation to Disney; you pay a fee for transportation to the other theme parks.

See map p. 98. 1900 Buena Vista Dr. (Off Hwy. 535, turn in the entrance to Downtown Disney Marketplace. The hotel is on Hotel Plaza Blvd.) ☎ 866-397-6516 or 407-827-2727. Fax: 407-827-6034. www.buenavistapalace.com. 1,012 units. Rack rates: \$119–\$309 double, \$219–\$450 suite. Daily resort fee: \$12. Valet parking: \$15. AE, DC, DISC, MC, V.

Celebration Hotel

\$\$\$–\$\$\$\$ Kissimmee

Located in the Disney-esque town of Celebration, this upscale and charmingly sophisticated hotel has a three-story, wood-frame design straight out of 1920s Florida. A bit off the beaten path, it offers a romantic atmosphere for couples. (Although children are welcome, I wouldn't suggest bringing them here.) All rooms offer dataports, safes, hair dryers, and TVs with Nintendo. Suites and studios have refrigerators and wet bars. Other amenities include a pool, Jacuzzi, and fitness center. Shops, an 18-hole golf course, a movie theater, and several restaurants are within walking distance. A free shuttle to WDW parks and transportation to other parks (for a fee) are available.

See map p. 113. 700 Bloom St. (Take I-4 to the U.S. 192 exit. Go east to the second light, and then right on Celebration Ave.) ☎ 888-499-3800 or 407-566-6000. Fax: 407-566-1844.

www.celebrationhotel.com. 115 units. Rack rates: \$199–\$459 double, \$299–\$459 suite. Daily resort fee: \$10. Valet parking: \$14. AE, DC, DISC, MC, V.

DropBooks

Comfort Suites Maingate East \$–\$ Kissimmee

Set back from the main drag, this fairly new and welcoming hotel is one of the nicest in the area. The lobby and accommodations — consisting of studios and one-bedroom suites — are bright and inviting. The main pool and the children’s pool, with an umbrella fountain to keep everyone cool, are open around the clock. You can keep connected to the real world with free high-speed Internet access. For entertainment, Old Town (a small-scale shopping, dining, and entertainment complex) is next door, and a great miniature golf course is located just in front of the property. Complimentary shuttle service is available to all area theme parks.

See map p. 113. 2775 Florida Plaza Blvd. (Take I-4 to the U.S. 192 exit. Go east 1¼ miles, and then right on Florida Plaza Blvd.) ☎ 888-784-8379 or 407-397-7848. Fax: 407-396-7045. www.comfortsuitesfl.com. 198 units. Rack rates: \$69–\$175 double. Rates include a complimentary expanded continental breakfast. AE, DC, DISC, MC, V.

Comfort Suites Maingate at Formosa Gardens \$–\$\$\$ Kissimmee

Just across the street from the Best Western Lakeside (see listing earlier in this section) and up the road from WDW, this clean, comfortable place to stay has kept itself modern and in good shape. The suites have a small dividing wall slightly separating the living area from the sleeping quarters, but the illusion of privacy is there. Accommodations are a bit bigger than most and can squeeze in up to six. Conveniences include a small fridge and microwave. A bit of tropical landscaping gives it an inviting atmosphere and shelters guests from busy U.S. 192. A small shopping plaza and at least ten restaurants are within walking distance, and a miniature golf course is right across the street. Perks include free high-speed Internet access, free breakfast buffet, a 24-hour concierge, onsite car rental, and a complimentary shuttle to the area theme parks.

See map p. 113. 7888 W. Irla Bronson Memorial Hwy./U.S. 192. (Take I-4 to Exit 64B/W. Hwy. 192. The hotel is 3 miles on the left.) ☎ 888-390-9888 or 407-390-9888. Fax: 407-390-0981. www.kisscomfortsuite.com. 150 units. Rack rates: \$59–\$250 suite. Rates include breakfast buffet. AE, DC, DISC, MC, V.

The Courtyard at Lake Lucerne \$–\$\$\$ Downtown Orlando

This charming B&B hideaway is located within walking distance of several of downtown’s cultural attractions, upscale eateries, and shops. It is made up of several historic buildings: The Norment-Parry Inn is an 1883 Victorian-style home with six rooms decorated with English and American antiques; four have sitting rooms, and all have private bathrooms. A honeymoon suite has a walnut bed, a fireplace, and a small, glass-enclosed

porch. The I. W. Phillips House, built in 1919, is a Southern jewel with three upstairs suites, one with a whirlpool, and all with verandas overlooking the gardens and fountain. The Dr. Phillips House (1893) and the Wellborn Suites (1946) round out the offerings.

See map p. 149. 217 N. Lucerne Circle E. (Take Orange Ave. south. Immediately past City Hall, turn left onto Anderson. After two lights, at Delaney Ave., turn right. Take the first right onto Lucerne Circle. Follow the brown HISTORIC INN signs.) ☎ 800-444-5289 or 407-648-5188. Fax: 407-246-1368. www.orlandohistoricinn.com. 30 units. Rack rates: \$89–\$225 double. Rates include continental breakfast. AE, DC, MC, V.

Crowne Plaza Orlando-Universal

\$\$–\$\$\$ International Drive Area/Universal Orlando

Sleek, modern, and upscale, this 15-story hotel is close to Universal Orlando and SeaWorld (about midway between them), although getting to Disney is no problem because the hotel offers free shuttles to all the major parks. It's also close to the I-Ride Trolley, making it easy to get to the many attractions and eateries lining I-Drive. Subdued, but well-appointed, rooms offer floor-to-ceiling windows. Some of the pricier rooms are in the Atrium Tower, where glass elevators climb to the top. Other perks include a fitness center and a heated pool. This place is geared to business travelers and adults without kids in tow.

See map p. 117. 7800 Universal Blvd. (From I-4, take Sand Lake Rd./Hwy. 482 east to Universal, and then turn left.) ☎ 877-781-4185 or 407-355-0550. Fax: 407-355-0504. www.cporlando.com. 400 units. Rack rates: \$139–\$279 double, \$450–\$679 suite. Valet parking: \$8.55. AE, DISC, MC, V.

Disney's All-Star Movies Resort

\$\$–\$\$ Walt Disney World

Kids aren't the only ones amazed by the, uh, aesthetics of this resort. When did you last see architecture as inspiring as Goliath-size Dalmatians leaping from balconies? If you're not saying "Oh, brother!" by now you may enjoy all the larger-than-life versions of a host of other characters from famous Disney movies (*Toy Story*, *101 Dalmatians*, and *Fantasia*, among others) that decorate the buildings here, and the low (by Mickey standards) rates will thrill some travelers. The All-Star Resorts that follow this listing are pretty much the same, save the theme — expect tiny (260 sq. ft.) standard rooms, postage-stamp-size bathrooms, few frills, but plenty of families. Either way, you're "on property," and you're enjoying the lowest prices your Mouse money can buy. This All-Star Resort has a family-friendly food court that serves pizza, pasta, sandwiches, salads, burgers, chicken, and family-dinner platters. Room service is very limited. Each of the All-Star Resorts features a main pool, a smaller second pool, a toddler pool, and a very small playground, as well as an arcade.

See map p. 98. 1991 W. Buena Vista Dr. ☎ 407-934-7639 or 407-939-7000. Fax: 407-939-7111. www.disneyworld.com. 1,920 units. Rack rates: \$82–\$141 double. AE, DC, DISC, MC, V.

Disney's All-Star Music Resort**\$-\$\$ Walt Disney World**

If you insist on staying on Disney property and you're on a tight budget, the rates at the All-Star Resorts are difficult to beat. But you'd better be prepared for full-time family togetherness, because the mouse-size rooms mean you'll be up close and personal. (They're about the size of what you get on a cruise ship if you choose a midprice cabin.) Fortunately, recent remodeling reduced the number of smaller rooms to create 214 family suites that can sleep up to six and include two bathrooms, a kitchenette, and a separate master bedroom with a flat-screen TV. But if the idea of residing in buildings decorated with immense musical notes and other music-related motifs doesn't appeal, head elsewhere.

See map p. 98. 1801 W. Buena Vista Dr. (at World Dr. and Osceola Pkwy.). ☎ 407-934-7639 or 407-939-6000. Fax: 407-939-7222. www.disneyworld.com. 1,706 units. Rack rates: \$82-\$141 double, \$179-\$285 suite. AE, DC, DISC, MC, V.

Disney's All-Star Sports Resort**\$-\$\$ Walt Disney World**

Adjacent to the All-Star Music Resort, this 82-acre property is an instant replay of its sister All-Star Resorts. It draws sports fans looking for a vacation and visual overload. The buildings feature football (huge helmets protect stairwells from rain), baseball, basketball, tennis, and surfing motifs. Amenities include a brightly decorated food court, very limited room service, baby-sitting (from an outside service), a Guest Services desk (a standard at Disney resorts), pools, and a video arcade. Like its two siblings (listed earlier), the All-Star Sports Resort is fairly isolated in WDW's southwest corner. Renting a car is a far better choice than relying on the Disney Transportation system if you want to get anywhere quickly.

See map p. 98. 1701 W. Buena Vista Dr. (at World Dr. and Osceola Pkwy.). ☎ 407-934-7639 or 407-939-5000. Fax: 407-939-7333. www.disneyworld.com. 1,920 units. Rack rates: \$82-\$141 double. AE, DC, DISC, MC, V.

**Disney's Animal Kingdom Lodge****\$\$\$-\$\$\$\$ Walt Disney World**

Disney's most remote resort offers the exotic atmosphere of an African game preserve. The rooms follow a *kraal* (semicircular) design, giving guests a hit-or-miss view of 130 species of birds and 75 giraffes, gazelles, and other grazing animals on the 30-acre savanna. The huge picture windows in the lobby offer similar views, while the interior public areas are adorned with authentic African artwork and artifacts. The rooms are quite comfortable, although bathrooms are a bit cramped (a problem with many of Disney's properties). Two of the best and most unique restaurants among Disney resorts (Jiko and Boma) are located here. Not surprisingly, this resort is the closest one to Animal Kingdom, but almost everything else on WDW property is quite a distance away. And although families appreciate the animals and wide array of activities for kids (not to mention

DropBooks

the bunk beds available in some rooms and the supervised kids' club), the more relaxed and sedate nature of the resort also makes it a good spot for couples. A concierge level is available. Disney's Animal Kingdom Villas, the latest addition to Disney's Vacation Club, are currently under construction. Rooms on the fifth and sixth floors of the main lodge were converted to villas in 2007; subsequent phases, including additional villas, a new restaurant, recreational facilities, even a separate themed pool and water play area, are slated for completion in 2009.

See map p. 98. 2901 Osceola Pkwy. (west of Buena Vista Dr.). ☎ 407-934-7639 or 407-938-3000. Fax: 407-939-4799. www.disneyworld.com. 1,293 units. Rack rates: \$215–\$550 double, \$325–\$635 concierge level, \$675–\$2,735 suite. AE, DC, DISC, MC, V.



Disney's Beach Club Resort **\$\$\$\$ Walt Disney World**

It's only a brisk walk to Epcot from the Beach Club, which resembles the grand seaside resorts that once dotted the eastern seaboard around the turn of the 20th century. The Beach Club's atmosphere is a bit more casual than its sister resort (the Yacht Club, listed later), which shares its many restaurants and recreational facilities. Though still upscale, brightly colored beach umbrellas, seashells, and a casual Cape Cod feel permeate the resort. Kids love the 3-acre, free-form, sand-bottom swimming pool of Stormalong Bay, winding its way along the beachfront. Rooms can sleep up to five, and views range from the pool to the parking lot. The villas sleep up to eight. Studios have kitchenettes, while the one- and two-bedroom villas have full kitchens, washer/dryers, and whirlpool baths. All units come with balconies. The BoardWalk, Swan, and Dolphin resorts are just a short walk across the bridge, adding their own entertainment and dining options to the mix. The proximity to the parks (Disney's Hollywood Studios and Epcot especially) and other resorts makes this one of the best upscale destinations at Disney, especially for families.

See map p. 98. 1800 Epcot Resorts Blvd. (off Buena Vista Dr.). ☎ 407-934-7639 or 407-934-8000. Fax: 407-934-3850. www.disneyworld.com. 583 units, 205 villas. Rack rates: \$315–\$685 double, \$435–\$710 concierge, \$545–\$2,310 suite, \$315–\$1,105 villa. AE, DC, DISC, MC, V.

Disney's BoardWalk Inn **\$\$\$\$ Walt Disney World**

More than any other Disney property, the BoardWalk Inn appeals to those looking for a sliver of yesterday. The 1940s "seaside" resort overlooks a village green and lake. Some of the Cape Cod-style rooms have balconies (rooms sleep up to five), and the corner units offer a bit more space. Center rooms on the upper floors facing the lake have the best view of the nightly fireworks at Epcot. Recreational facilities are extensive and include two pools set in a lavish Coney Island atmosphere, tennis, fishing, boating, bike rental, and even a moonlight cruise. The villas sleep up to 12, and the one-, two-, and three-bedroom villas have full kitchens, washer/dryers, and whirlpool baths. The resort has a quarter-mile boardwalk, reminiscent

of those once made popular along the mid-Atlantic seaboard, featuring shops, restaurants, and street performers, which means you'll find plenty to do after the sun goes down. **Note:** Rooms overlooking the BoardWalk have the best views, but they tend to be noisy due to the action below.

See map p. 98, 2101 N. Epcot Resorts Blvd. (north of Buena Vista Dr.). ☎ 407-934-7639 or 407-939-5100. Fax: 407-934-5150. www.disneyworld.com. 378 units, 520 villas. Rack rates: \$315–\$585 double, \$445–\$750 concierge, \$595–\$2,540 suite, \$315–\$2,090 villa. AE, DC, DISC, MC, V.

Disney's Caribbean Beach Resort

\$\$–\$\$\$ Walt Disney World

This moderately priced hotel's amenities may not be quite as extensive as those at some of Disney's higher-end properties (or those in the same class outside the World), but the hotel still offers great value for families. Grouped into five Caribbean island-themed villages, many of the rooms offer views out over the beaches and the water. Standard rooms feature two double beds, small bathrooms, and privacy curtains for a vanity area with a double sink. The main swimming pool resembles a Spanish-style fort, and most of the villages have their own basic pool as well. Other pluses are a nature trail, a small aviary, and a picnic area. The hotel also has a restaurant, as well as a lively market-style food court. The closest park is Disney's Hollywood Studios, though it can take up to 45 minutes to get there using Disney Transportation — you're probably better off renting a car if you stay here. **Note:** When booking, ask for a recently refurbished room.

See map p. 98. 900 Cayman Way (off Buena Vista Dr. toward Epcot on Sea Breeze Dr. and Cayman Way). ☎ 407-934-7639 or 407-934-3400. Fax: 407-934-3288. www.disneyworld.com. 2,112 units. Rack rates: \$145–\$225 double. AE, DC, DISC, MC, V.

Disney's Contemporary Resort

\$\$\$–\$\$\$\$ Walt Disney World

If location is a priority, the Contemporary has one of the best in the World because the monorail literally runs through the hotel, allowing you a fast track to Epcot or the Magic Kingdom. The 15-story, A-frame resort — Disney's first in Florida — overlooks the manmade Seven Seas Lagoon and Bay Lake. The original rooms in this tower were built separately and then slid into the framework, an unusual process befitting the futuristic architecture. The separate two-story Garden Wing buildings were added several years later. Standard rooms are among Disney's biggest, a plus for families. The more expensive Tower rooms have the best views, and the higher floors tend to be quieter. Recent room renovations include an all-new, upscale décor with an Asian-retro flair that looks amazing. Parents will appreciate the rounded corners, kid-proof locks on the sliding doors (remember how high up you are here), and breakables placed out of the reach of little ones. And did I mention the flat-screen TVs? Look for major renovations throughout the lobby, and noticeable changes to the fourth floor (where the shops and restaurants are) — all of which were under-way as this book went to print. The pool area is virtually a mini water park,

DropBooks

and many of Disney's watersports options are headquartered here. The hotel offers three restaurants, including one of WDW's most popular dining spots, the **California Grill**, and a very popular character meal at **Chef Mickey's** (see Chapter 10). Other notable changes include the demolition of the North Garden Wing — word has it that it's to make way for Vacation Club Villas.



This is the least Disney-esque of the expensive WDW resorts, and although the room décor has improved exponentially, the public areas could be described as business bland (the end result of slated improvements is yet unknown; however, it's likely that it will retain its contemporary feel — only updated), so if you want an all-Mickey atmosphere, stay elsewhere.

See map p. 98. 4600 N. World Dr. ☎ 407-934-7639 or 407-824-1000. Fax: 407-824-3539. www.disneyworld.com. 1,053 units. Rack rates: \$259–\$570 double, \$485–\$755 concierge, \$845–\$2,635 suite. AE, DC, DISC, MC, V.



Disney's Coronado Springs Resort **\$\$-\$\$\$ Walt Disney World**

The spirit of the American Southwest permeates this moderately priced resort, which has a slightly more upscale feel than others of its class. Rooms are housed in four- and five-story hacienda-style buildings with terra-cotta tile roofs and palm-shaded courtyards. Some overlook the 15-acre Golden Lake; the better your view, the higher the price. Rooms feature two double beds (the décor differs in each section, but the layout is the same), with a small bathroom and dual vanities set inside a separate niche. Ninety-nine rooms are specially designed to accommodate travelers with disabilities. If you like to swim, you'll delight in the Mayan temple-inspired main pool. Dining options include a restaurant and a food court. The nearest park is Animal Kingdom, but the Coronado is at the southwest corner of WDW and a good distance from most other areas in the park.

See map p. 98. 1000 Buena Vista Dr. ☎ 407-934-7639 or 407-939-1000. Fax: 407-939-1001. www.disneyworld.com. 1,967 units. Rack rates: \$145–\$225 double, \$330–\$1,210 suite. AE, DC, DISC, MC, V.

Disney's Fort Wilderness Resort & Campground **\$\$-\$\$\$ Walt Disney World**

This woodsy, 780-acre resort delights campers, but it's quite a hike from most of the Disney parks, except the Magic Kingdom (and even it might feel far away if you use Disney Transportation to get there). Even so, you'll have more than enough to keep you busy right here. Guests enjoy extensive recreational facilities, ranging from a riding stable to a video arcade with fishing, biking, tennis, and swimming among the offerings. Secluded campsites offer 110/220-volt outlets, barbecue grills, picnic tables, and kids' play areas. Wilderness cabins (actually, they're cleverly disguised trailers) can sleep up to six people; they also have living rooms, fully equipped eat-in kitchens, coffeemakers, hair dryers, and barbecue grills. Nearby Pioneer Hall plays host to the rambunctious **Hoop-Dee-Do**

Musical Revue (see Chapter 24) nightly. The nightly campfire and marshmallow roast, followed by a Disney movie, shown right in the great outdoors, is a big hit with families.

Some sites accept pets (the ones with full hookups) at an additional cost of \$5 per site — not per pet — which is less expensive than using the WDW Pet Care Kennels, where you pay \$13 per pet.

See map p. 98. 3520 N. Fort Wilderness Trail (located off Vista Blvd.). ☎ 407-934-7639 or 407-824-2900. Fax: 407-824-3508. www.disneyworld.com. 784 campsites, 408 wilderness cabins. Rack rates: \$41–\$96 campsites, \$249–\$365 cabins. AE, DC, DISC, MC, V.



Disney's Grand Floridian Resort & Spa \$\$\$\$ Walt Disney World

You won't find a more luxurious address — in a Victorian sense anyway — than this 40-acre *Great Gatsby*-era resort on the shores of the Seven Seas Lagoon. It's a great choice for couples seeking a bit of romance, especially honeymooners who aren't on a tight budget. Families will appreciate the extensive recreational facilities that include a child-friendly pool with waterfalls and play area, organized children's activities, and character dining. The Grand Floridian is Walt Disney World's upper-crust flagship, and it's as pricey as it is plush. The opulent, five-story, domed lobby hosts afternoon teas accompanied by piano music. In the evenings, an orchestra plays big-band tunes. Virtually all the inviting Victorian-style rooms overlook a garden, pool, courtyard, or the Seven Seas Lagoon; many have balconies and the dormer rooms have vaulted ceilings. The hotel is one of three on the Disney monorail line. The resort also has a first-rate health club and spa, and five restaurants, including the incomparable **Victoria & Albert** (see Chapter 10).

See map p. 98. 4401 Floridian Way (northwest corner of the WDW property, just north of the Polynesian Resort). ☎ 407-934-7639 or 407-824-3000. Fax: 407-824-3186. www.disneyworld.com. 900 units. Rack rates: \$375–\$690 double, \$490–\$930 concierge, \$650–\$2,685 suite. AE, DC, DISC, MC, V.

Disney's Old Key West Resort \$\$\$–\$\$\$\$ Walt Disney World

The peace and quiet of a remote locale away from the dizzying Disney theme-park pace is just part of your reward when you stay here. This **Disney Vacation Club** timeshare property mirrors turn-of-the-20th-century Key West, though the theme is tastefully understated. Pastel colors and gingerbread trim adorn the charming buildings while palm trees are scattered about, providing a bit of shade along the beaches. Tourists can rent rooms here when their owners are not using them, and they're a great choice for large families or long stays. The accommodations include studios, along with one-, two-, and three-bedroom villas that have full kitchens, washer/dryers, Jacuzzis, and balconies. Recreational facilities are extensive and include beaches, pools, an array of watersports, a playground, a

video arcade, and more. There's a restaurant as well as a large grocery store.

See map p. 98. 1510 N. Cove Rd. (off Community Dr.). ☎ 407-934-7639 or 407-827-7700. Fax: 407-827-7710. www.disneyworld.com. 761 units. Rack rates: \$279–\$399 suite, \$300–\$1,595 villa. AE, DC, DISC, MC, V.

DropBooks

Disney's Polynesian Resort

\$\$\$\$ Walt Disney World

This 25-acre Polynesian Resort, built to resemble the South Pacific, is an original, open from the time Disney first opened its doors. Its popularity is due in part to its location — one of the best in all of WDW — just across from the Magic Kingdom and right on the monorail line. Extensive renovations have rejuvenated the entire resort, its age no longer apparent. The guest rooms, most with balconies or patios, are reasonably large and sport an all-new décor, with muted earth-tone color schemes that create an island feel, and added amenities that include flat-screen TVs and refrigerators. The Tahiti and Rapa Nui buildings have rooms that are slightly larger, but they're also the farthest from the main building, dining, and volcano pool area. Numerous recreational activities are available, including fishing and boat rentals. The **Spirit of Aloha Show** (see Chapter 24) is the big nighttime activity here, and 'Ohana is a favorite restaurant for families because it features kid-friendly activities during the dinner hour and a lively character meal at breakfast.



Though the South Pacific theme may bring on visions of romance, many honeymooners who stay here are dismayed to discover the resort is overflowing with kids. Adults looking for privacy beware.

See map p. 98. 1600 Seven Seas Dr. (off Floridian Way, across from Magnolia Palm Dr.). ☎ 407-934-7639 or 407-824-2000. Fax: 407-824-3174. www.disneyworld.com. 853 units. Rack rates: \$329–\$670 double, \$465–\$2,725 concierge and suite. AE, DC, DISC, MC, V.



Disney's Pop Century Resort

\$–\$\$ Walt Disney World

Flower power, the Rubik's Cube, and Play-Doh still rule supreme at the Pop Century Resort. Nestled behind the Caribbean Resort, near Disney's Wide World of Sports, this newest Disney value property is still a work in progress; only one section of the resort was open at press time. The remaining sections, while scheduled to open in phases, remain unfinished — with no clear timetable for completion. This value (Disney's word for *budget*) resort is perhaps the most fun for adults, who will enjoy the many reminders of their past, including a bowling alley-shaped pool and a three-story-tall Big Wheel. The all-too-small rooms are in buildings decorated with pop-culture references from the last four decades and mirror those at the All-Star Resorts in most every way. Forget frills — there aren't any. But it is new, so there's little wear and tear. Amenities include a brightly decorated food court, three pools, and a video arcade.

See map p. 98. 1050 Century Dr. (midway between Buena Vista Dr. and Osceola Pkwy.). ☎ 407-934-7639 or 407-938-4000. Fax: 407-938-4040. www.disneyworld.com. 2,880 units. Rack rates: \$82–\$141 double. AE, DC, DISC, MC, V.

DropBooks

Disney's Port Orleans Resort
 \$\$-\$\$\$ Walt Disney World

Port Orleans has the best location, the best landscaping, and the coziest atmosphere of the resorts in this class. This Southern-style property is really a combination of two distinct resorts: the French Quarter and Riverside. Overall, this resort offers some romantic spots and is relatively quiet, making it popular with couples; but the pools, playgrounds, and array of activities make it a favorite for families as well. The Doubloon Lagoon pool in the French Quarter is a family favorite, with a water slide that curves out of a sea serpent's mouth before entering the recently refurbished pool. The rooms and bathrooms (equivalent to all rooms at Disney's moderate resorts) are somewhat of a tight fit for four (the Alligator Bayou rooms have a trundle bed, allowing for an extra person), but the vanity areas now have privacy curtains. **Boatwright's Dining Hall** (see Chapter 10) serves New Orleans-style cuisine; there's also a lively food court. Port Orleans is just east of Epcot and Disney's Hollywood Studios. **Note:** All 1,080 rooms in the French Quarter side had a top-to-bottom refurbishment in 2004, while the 2,048 rooms in Riverside were renovated in 2005.

See map p. 98. 2201 Orleans Dr. (off Bonnet Creek Pkwy.). ☎ 407-934-7639 or 407-934-5000 (French Quarter) or 407-934-6000 (Riverside). Fax: 407-934-5353 (French Quarter) or 407-934-5777 (Riverside). www.disneyworld.com. 3,056 units. Rack rates: \$145–\$225 double. AE, DC, DISC, MC, V.

Disney's Saratoga Springs Resort & Spa
 \$\$\$-\$\$\$\$ Walt Disney World

This new **Disney Vacation Club** timeshare property opened in phases — the first opening in the spring of 2004, its third completed in 2007. Rooms and villas are rented out to tourists when owners aren't using them. It's a good choice for large families or long stays. It's modeled after the luxurious upstate-New York country retreats of the late 1800s. The small, resort town of Saratoga Springs is evoked through lavish gardens, Victorian architecture, a pool designed to look like natural springs, and a country setting. The renowned spa offers a chance for relaxation and rejuvenation — both necessary after a day or two at the parks. The accommodations include studios, and one-, two-, and three-bedroom villas that have full kitchens or kitchenettes, coffeemakers, hair dryers, and all the comforts of home. Extensive recreational facilities include a playground, a video arcade, tennis courts, shuffleboard, and four pools. The water taxi can transport you to Downtown Disney for more dining and evening entertainment options.

See map p. 98. 1960 Broadway (off Buena Vista Dr., next to Downtown Disney Marketplace). ☎ 407-934-7639 or 407-827-7700. Fax: 407-827-7710. www.disneyworld.com. 828 units. Rack rates: \$279–\$399 studio, \$370–\$1,595 villa. AE, DC, DISC, MC, V.



Disney's Wilderness Lodge
 \$\$\$-\$\$\$\$ Walt Disney World

Here's an option for those who like the great outdoors but prefer the comforts of a fancy luxury resort. The geyser out back, the mammoth stone hearth in the lobby, and bunk beds for the kids are just a few reasons this resort is a favorite of families, though couples will find the surroundings to their liking as well. The theme of the Great American Northwest is felt throughout the lodge; its rustic architecture is patterned after a lodge at Yellowstone National Park. The immense and winding swimming area cuts through the rocky landscaping. The nearest park is the Magic Kingdom, but because the resort is in a remote area, it can take some time to get there. The main drawback is the difficulty in accessing other areas via the Disney Transportation system.

The 181 units at the adjacent Villas at Disney's Wilderness Lodge were added in 2000. This is another **Disney Vacation Club** timeshare property that rents vacant rooms. It offers a more upscale mountain retreat experience, and more room than the accommodations at the Wilderness Lodge, though the properties share a grand lobby, amenities, and array of activities. Two notable restaurants, **Artist Point** (better for adults) and the **Whispering Canyon Café** (great for families) are on-site.

See map p. 98. 901 W. Timberline Dr. (on Seven Seas Dr., south of the Contemporary Resort on the southwest shore of Bay Lake). ☎ 407-934-7639 or 407-938-4300. Fax: 407-824-3232. www.disneyworld.com. 909 units. Rack rates: \$215-\$675 double, \$375-\$1,290 concierge and suite, \$305-\$1,075 villa. AE, DC, DISC, MC, V.



Disney's Yacht Club Resort
 \$\$\$\$ Walt Disney World

This posh resort resembles a turn-of-the-20th-century New England yacht club and is located on the 25-acre lake it shares with the Beach Club (reviewed earlier in this chapter), which is a notch below the Yacht Club in sophistication and atmosphere. This property is geared more toward adults and families with older children, although young kids are still catered to (you're in Disney World, after all). The relatively large rooms sleep up to five, and most rooms have patios or balconies, although some views are of the asphalt parking lots. The resort has two restaurants, an extensive swimming area that it shares with the Beach Club, a marina, and two tennis courts. Epcot is a 10- to 15-minute walk from the front door.

See map p. 98. 1700 Epcot Resorts Blvd. (off Buena Vista Dr.). ☎ 407-934-7639 or 407-934-7000. Fax: 407-924-3450. www.disneyworld.com. 621 units. Rack rates: \$315-\$545 double, \$435-\$2,520 concierge and suite. AE, DC, DISC, MC, V.

Doubletree Guest Suites
 \$\$-\$\$\$\$ Lake Buena Vista/Official WDW Hotel

Among the "official" hotels, this seven-story, all-suite hotel is the best for large families. Young patrons get their own check-in desk and theater. All accommodations are two-room suites that offer 643 square feet and plenty

of space for up to six to catch some zzzzs. You'll also find an array of recreational facilities, including a pool, two lighted tennis courts, and a playground. Bus service to WDW parks is free and is available, for a fee, to other parks. Downtown Disney is only minutes away.

See map p. 98. 2305 Hotel Plaza Blvd. (just west of Apopka-Vineland Rd./Hwy. 535; turn into the entrance to Downtown Disney Marketplace.) ☎ 800-222-8733 or 407-934-1000. Fax: 407-934-1015. www.doubletreeguestsuites.com. 229 units. Rack rates: \$99–\$309 double. AE, DC, DISC, MC, V.

Embassy Suites Lake Buena Vista **\$\$–\$\$\$ Lake Buena Vista**

Set near the end of Palm Parkway, just off Apopka-Vineland, this fun and welcoming all-suite resort is close to the action of Downtown Disney and the surrounding area, yet remains a quiet retreat. Each suite sleeps five and includes a separate living area (with a pullout sofa) and sleeping quarters. The roomy accommodations make it a great choice for families. Some of the other perks here include a complimentary cooked-to-order breakfast and a daily manager's reception.

See map p. 98. 8100 Lake Ave. (From I-4, take the Hwy. 535/Apopka-Vineland Rd. exit east to Palm Pkwy. Follow ½-mile to Lake Ave. on the right.) ☎ 800-257-8483 or 407-239-1144. Fax: 407-239-1718. www.embassysuiteslbv.com. 333 units. Rack rates: \$119–\$229. Valet parking: \$7. AE, DC, DISC, MC, V.

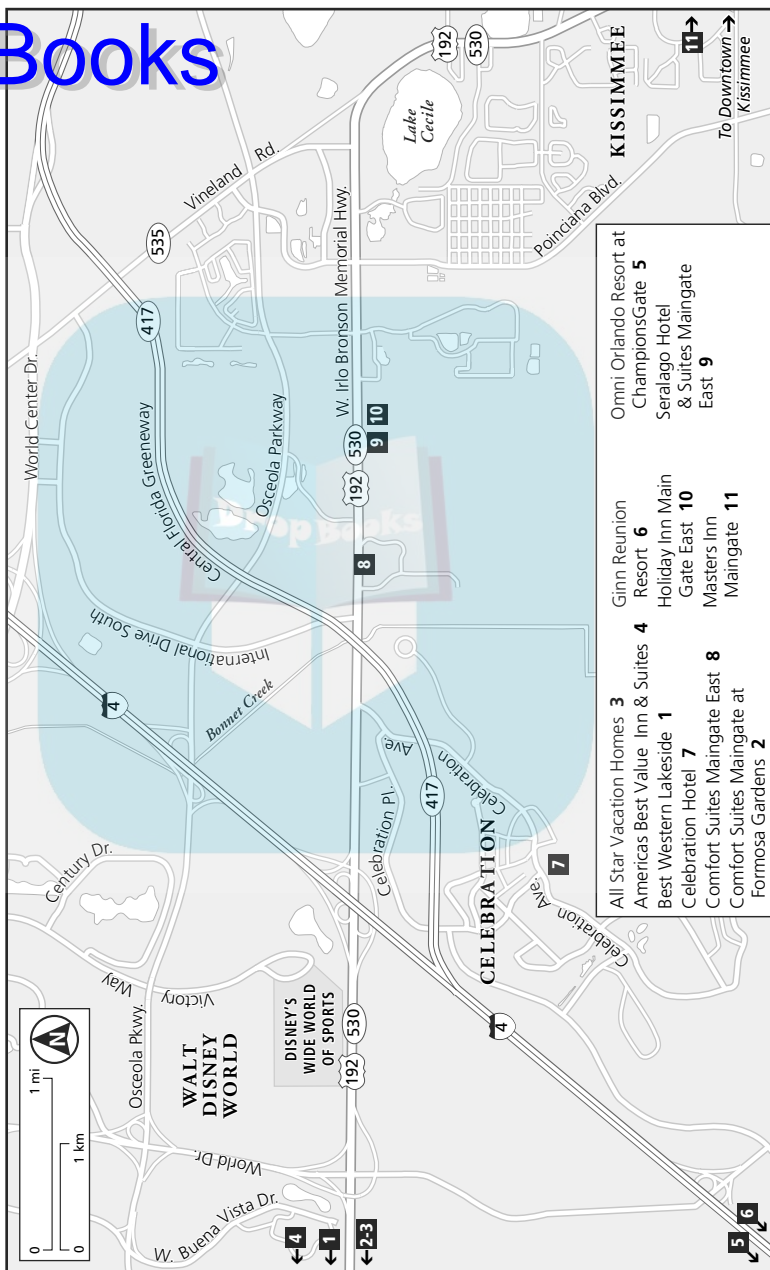
Ginn Reunion Resort **\$\$\$\$ Kissimmee**

One of the newest luxury resorts to open its gates, the Ginn Reunion is a resort community still in its early phases of development (with a completion date some eight to ten years into the future). Currently operational are several villas and vacation homes, and a new 11-story luxury condo-hotel that includes a handful of upscale dining options, as well as an extensive on-site water park (in addition to other resort pools located throughout the property), a tennis complex, stables, retailers, restaurants, and a spa. Three championship golf courses and a golf academy are operational as well. A kids' program offering a variety of supervised activities allows parents time to tee off at the golf course. Future plans call for some 8,000 units, including additional luxury hotels, villas, resort homes, condominiums, town homes, restaurants, and more. Top-notch personal service is just one of the attributes distinguishing the Ginn Reunion from others in its class. Just down the way (at ChampionsGate) is a small shopping plaza with a grocery store, a pharmacy, and a handful of shops, businesses, and very casual eateries.

See map p. 113. 1000 Reunion Way. (Take I-4 to Exit 58; turn left onto Hwy. 532, and go approximately ¼ mile. Hotel entrance is on left.) ☎ 888-418-9611 or 407-662-1000. Fax: 407-662-1111. www.reunionresort.com. Rack rates: \$295–\$535 villa, \$425–\$945 house. A 9.6 percent gratuity is added to total bill. AE, DC, DISC, MC, V.

U.S. 192/Kissimmee Accommodations

DropBooks



- | | | | | | |
|--|----------|----------------------------|-----------|---------------------------------------|----------|
| All Star Vacation Homes | 3 | Ginn Reunion Resort | 6 | Omni Orlando Resort at ChampionsGate | 5 |
| Americas Best Value Inn & Suites | 4 | Holiday Inn Main Gate East | 10 | Seralago Hotel & Suites Maingate East | 9 |
| Best Western Lakeside | 1 | Masters Inn | 11 | | |
| Celebration Hotel | 7 | Maingate | 11 | | |
| Comfort Suites Maingate East | 8 | | | | |
| Comfort Suites Maingate at Formosa Gardens | 2 | | | | |

Grand Bohemian Hotel**\$\$\$-\$\$\$\$ Downtown Orlando**

The Grand Bohemian has an early-20th-century Euro-Bohemian look. Formerly a residential property, the hotel still caters almost exclusively to either business or romance crowds, which means you'll find few children on the premises. New ownership has also introduced a slew of personalized themed packages for romantics, shoppers, golfers, and more. Its rooms feature an Art Deco motif, with plenty of chrome, reds, purples, and mirrors. The custom pillow-top beds (firm mattresses, down comforters, blankets, and five pillows) are among the best in Orlando. The upper floors on the east side overlook the pool; the north side faces downtown. The hotel, which is smoke-free, has more than 100 pieces of 19th- and 20th-century American fine art. This hotel isn't the most convenient one if your vacation is solely centered on the parks, but it's far enough away if you need a break from all the manic energy of screaming kids and adults in costume. The wonderful downtown nightlife is right outside the front door.

See map p. 349. 325 S. Orlando Ave. (across from City Hall). ☎ 866-663-0024 or 407-313-9000. Fax: 407-313-6001. www.grandbohemianhotel.com. 250 units. Rack rates: \$259-\$599 for up to 4, \$579 and up suite. Valet parking: \$18. AE, DC, DISC, MC, V.

**Hard Rock Hotel****\$\$\$-\$\$\$\$ International Drive Area/Universal Orlando**

You can't get rooms closer to CityWalk, Islands of Adventure, or Universal Studios Florida than those at this California mission-style hotel. This Loews resort is on par with WDW's Animal Kingdom Lodge, although its rooms are 15 percent larger. Newly renovated rooms, now with an urban chic décor, come with two queens or one king and feature standard amenities plus extras such as 32-inch flat-panel TVs and MP3 docking stations. The giant outdoor pool with sand beach and underwater sound system may bring out the lounging rocker in you. Unfortunately, although the rooms are relatively soundproof, a few notes seep through the walls, so ask for a room away from the lobby area if quiet is important to you. **Camp Li'l Rock** keeps the kids entertained while also offering Mom and Dad the chance for some time off. Free transportation is available to the Universal and SeaWorld parks; as for Disney, you're on your own. The biggest perk: Guests get Universal Express access to almost all rides and restaurants at Universal's theme parks.

See map p. 117. 5800 Universal Blvd. (Take I-4 to the Kirkman Rd./Hwy. 435 exit and follow the signs to Universal Orlando.) ☎ 800-232-7827 or 407-503-2000. Fax: 407-503-2010. www.hardrock.com or www.universalorlando.com. 654 units. Rack rates: \$239-\$479 double, \$479-\$2,020 suite. Self-parking: \$12. Valet parking: \$18. AE, DC, DISC, MC, V.

Holiday Inn Main Gate East**\$-\$\$ Kissimmee**

This newly re-created Holiday Inn, formerly the Travelodge Main Gate, has been given the Mouse's "Good Neighbor" stamp of approval. An extensive

DropBooks

redesign brought with it an all-new contemporary look inside and out, an inviting pool with a water slide and rocky waterfall, and the hallmark amenities associated with this family-friendly chain. Younger guests will appreciate the children's theater, playground, and roomy KidSuites — parents will appreciate the “kids eat free” program. Shuttle service to WDW parks is free and is available, for a fee, to other parks.

See map p. 113. 5711 W. Irlo Bronson Memorial Hwy. (From I-4, take Exit 64A, follow 5 miles. Hotel is on left.) ☎ 888-890-0242 or 407-396-4222. Fax: 407-396-0570. www.holidayinn.com. 445 units. Rack rates: \$99–\$149 double, \$99–\$150 KidSuite. AE, DC, DISC, MC, V.



Holiday Inn SunSpree Resort Lake Buena Vista **\$–\$\$ Lake Buena Vista**

Close to the Disney parks, this resort caters to kids in a big way. They get their own check-in desk, can watch a movie at the theater in the lobby area, or can have fun at **Camp Holiday**, the supervised activity center (one of the best around). The hotel's spacious **KidSuites** accommodate up to six and have themes such as a space capsule, igloo, jail, and more. Standard rooms are somewhat smaller and sleep four. All rooms feature refrigerators and microwaves. If you like sleeping in, ask for a room that doesn't face the pool area. Kids 12 and younger eat free at the restaurants. The hotel provides complimentary shuttle service to WDW.

See map p. 98. 13351 Lake Buena Vista (located off Hwy. 535 near the Crossroads Shopping Center). ☎ 800-366-6299 or 407-239-4500. Fax: 407-239-7713. www.kidsuites.com. 507 units. Rack rates: \$89–\$129 for up to 4 people, \$119–\$179 KidSuite. AE, DISC, MC, V.

Hyatt Place (formerly AmeriSuites Universal) **\$\$–\$\$\$ International Drive Area/Universal Orlando**

Major renovations have transformed this former AmeriSuites into a modern and stylish property. A newly redesigned lobby now sports a cafe, TV den, and Internet room all amidst a chic and upscale décor. Self-service check-in and check-out kiosks offer an efficient alternative to standing in line at the front desk. Modern, spacious rooms, with all-new comfy bedding, a sleeper sofa, and 42-inch flat-panel TVs, allow you to stretch out more than in standard hotel/motel accommodations, and the location is especially convenient if Universal Orlando is your target. Complimentary high speed Wi-Fi, available throughout the hotel, keeps you connected without costing you a bundle. A free continental breakfast is part of the package, but for those with a heartier appetite, hot breakfast entrees are available (they'll cost you extra). Made-to-order entrees and snacks are available 24 hours. If your goal is to be very close to the Universal theme parks without having to pay the heftier rates that come with staying on park property, this is the place for you.

See map p. 117. 5895 Caravan Court. (Take I-4 to Exit 75B/Kirkman Rd., then turn right at the first light, Major Blvd., and the next right, Caravan Court. Hotel is on right.)

☎ 800-993-6506 or 407-351-0627. Fax: 407-331-3317. <http://orlandouniversal.place.hyatt.com>. 151 units. Rack rates: \$109–\$239 double. Rates include breakfast buffet, shuttle to Universal Orlando and SeaWorld. AE, DC, DISC, MC, V.

DropBooks



Hyatt Regency Grand Cypress
\$\$\$-\$\$\$\$ Lake Buena Vista

A resort destination in and of itself, this hotel is a great place to get away from the Disney-crowd frenzy while still remaining close to the action. You need deep pockets to stay here, but the reward is a palatial resort with lush foliage. The hotel's 18-story atrium has inner and outer glass elevators, which provide a unique thrill. The beautifully decorated rooms offer the usual amenities. Recreational facilities are extensive and include golf (45 holes), 12 tennis courts (5 lighted), two racquetball courts, a spa, an adjoining equestrian center, and more. The property's half-acre, 800,000-gallon pool is one of the best in town, with caves, grottoes, and waterfalls. Transportation to WDW, Universal Orlando, and SeaWorld is covered by the resort fee. If you're in need of a break, the kids can play at the supervised child-care facility, one of the better ones around.

See map p. 98. 1 N. Jacaranda (Hwy. 535 north of Disney's Lake Buena Vista entrance or Hotel Plaza Blvd.). ☎ 800-233-1234 or 407-239-1234. Fax: 407-239-3800. www.hyattgrandcypress.com. 750 units. Rack rates: \$215–\$499 double, \$695–\$5,750 suite. Resort fee: \$13. Valet parking: \$18. AE, DC, DISC, MC, V.

JW Marriott Orlando, Grande Lakes
\$\$\$-\$\$\$\$ International Drive Area/Universal Orlando

Opened in 2004, this Moorish-themed resort is situated on 500 acres of lush, tropical landscaping at the new Grande Lakes development, just east of SeaWorld. The guest rooms are on par with those in Disney's moderate class. Ask for a west-facing room for the best views. The smoke-free resort is home to six restaurants and lounges and shares its recreational facilities with the neighboring Ritz-Carlton (listed later), including a Greg Norman–designed, par-72 golf course and a 40,000-square-foot spa. The best feature is the fabulous landscaped 24,000-square-foot Lazy River pool, which winds through rock formations and small waterfalls. I could do without the \$12-per-day self-parking fee, however.

See map p. 117. 4040 Central Florida Pkwy. (at the intersection of John Young Pkwy., 2 miles east of SeaWorld). ☎ 800-576-5750 or 407-206-2300. Fax: 407-206-2301. www.grandelakes.com. 1,000 units. Rack rates: \$199–\$499 double, \$339–\$4,500 suite. Self-parking: \$12. Valet parking: \$19. AE, DC, DISC, MC, V.

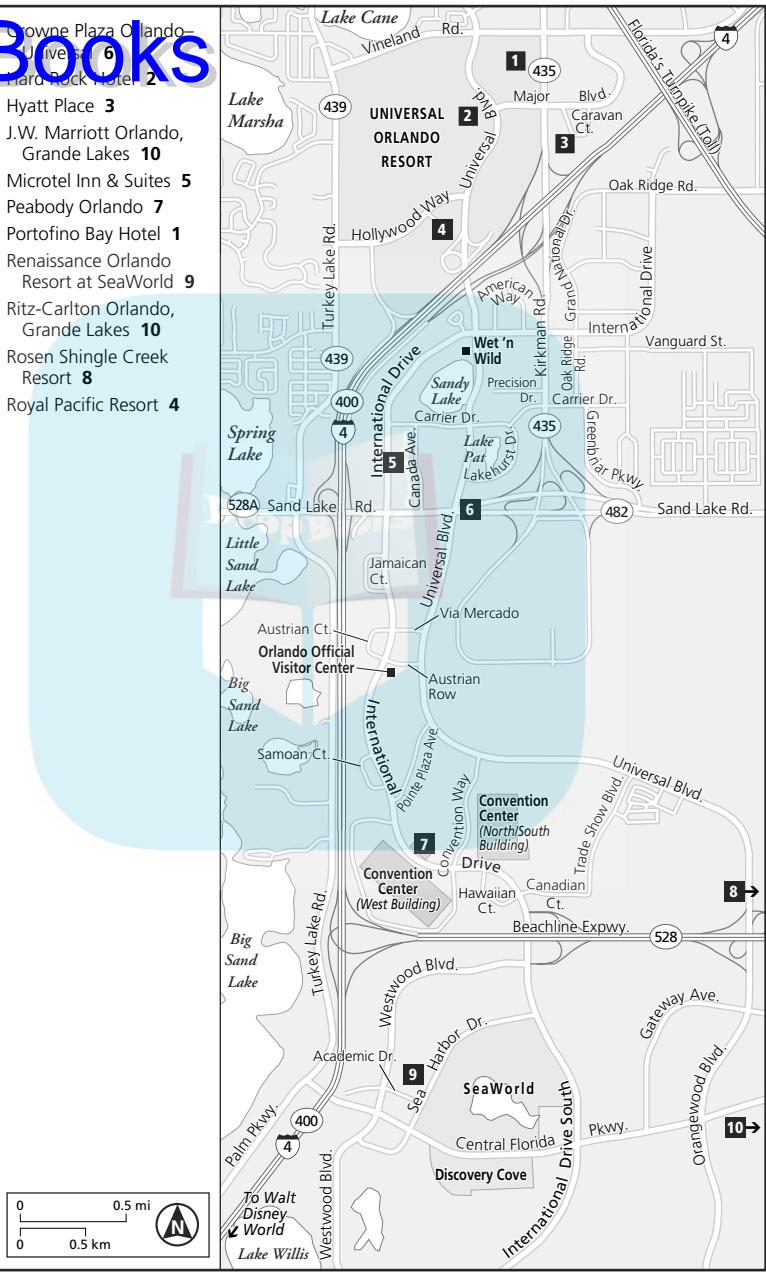


Masters Inn Maingate
\$ Kissimmee

Clean rooms, a heated outdoor pool, free continental breakfast, and free shuttles to the Disney parks, all for under \$50 a night, have made this property a budget favorite. Some two-room suites are available at terrific prices as well.

International Drive Area Accommodations

DropBooks



- Crowne Plaza Orlando 1
- Hard Rock Hotel 2
- Hyatt Place 3
- J.W. Marriott Orlando, Grande Lakes 10
- Microtel Inn & Suites 5
- Peabody Orlando 7
- Portofino Bay Hotel 1
- Renaissance Orlando Resort at SeaWorld 9
- Ritz-Carlton Orlando, Grande Lakes 10
- Rosen Shingle Creek Resort 8
- Royal Pacific Resort 4

See map p. 113. 2945 Entry Point Blvd. (on U.S. 192, 2 miles west of the Walt Disney World main gate entrance and I-4.) ☎ 800-633-3434 or 407-396-7743. Fax: 407-396-6307. www.mastersinnorlando.com. 106 units. Rack rates: \$31–\$71 double, \$88–\$170 suite. Rates include continental breakfast. AE, DISC, MC, V.

DropBooks



Microtel Inn & Suites

\$ International Drive Area/Universal Orlando

This newer, budget, chain property, centrally located near the intersection of Sand Lake Road and International Drive, offers clean basic rooms and minisuites with microwaves and refrigerators. The hotel even throws in a free breakfast, free wireless high-speed Internet access, and free local calls. *Business Travel News* (the hotel is near the Orlando Convention Center and is popular with convention-goers) recently named it the best value in the city.

See map p. 117. 7531 Canada Ave. (Take Sand Lake Rd. a block east of International Dr.; the entrance to Canada Ave. is next to Popeye's Chicken.) ☎ 800-457-0077 or 407-226-9887. Fax: 407-226-9877. www.microtelsuitesorlando.com. 128 units. Rack rates: \$60 double, \$70 suite. Rates include continental breakfast. AE, DISC, MC, V.



Nickelodeon Family Suites Resort

\$\$-\$\$\$\$ Lake Buena Vista

This all-suite property opened in 1999 as the Holiday Inn Family Suites Resort and does a fantastic job catering to families. A \$20-million transformation into an official Nickelodeon property in 2004 made it even more kid-friendly. The suites feature Nick-decorated bedrooms for the kids, complete with bunk or twin beds and a TV and video-game system. The resort's two pool areas are veritable water parks, with multilevel water slides, flumes, climbing nets, and water jets. Poolside activities and recreational options — including a small mini-golf course, playgrounds, and sand play areas — are a hit with kids and parents alike. **Nick After Dark**, an evening supervised activity program for kids ages 5 to 12, allows parents to take a night off. Other kid-friendly amenities include wake-up calls from Nickelodeon stars, daily Nick-character breakfasts, and live entertainment featuring the only Orlando appearance of popular Nick characters outside of Universal Orlando. Most suites come with kitchenettes, but the three-bedroom units have full kitchens. High-speed Internet access is free. The location — only a mile away from Walt Disney World — is another plus.

See map p. 98. 14500 Continental Gateway. (From I-4, take the Hwy. 536/International Dr. exit east 1 mile to the resort.) ☎ 877-387-5437 or 407-387-5437. Fax: 407-387-1489. www.nickhotel.com. 800 units. Rack rates: \$169–\$1,050 suite. AE, DC, DISC, MC, V.

Omni Orlando Resort at ChampionsGate

\$\$-\$\$\$\$ Kissimmee

This is one of the newest luxury resorts to spring up just south of the Disney district. Extensive meeting facilities are coupled with comprehensive leisure facilities, including two championship golf courses designed

DropBooks

by Greg Norman, a vast pool area with its very own lazy “river,” a 10,000-square-foot European spa, and much more. The beautifully appointed rooms feature 9-foot ceilings and a complete roster of amenities. The service is as impressive as the facility itself, with a lengthy list of services, including a program specially geared to youngsters.

See map p. 113. 1500 Masters Blvd. (Take I-4 to Exit 58 and bear right.) ☎ 888-444-6664 or 407-390-6664. Fax: 407-390-6660. www.omnihotels.com. 730 units. Rack rates: \$179–\$309 double, \$450–\$2,500 suite. Daily resort fee: \$12.50. Valet parking: \$12. AE, DC, DISC, MC, V.



Orlando World Center Marriott Resort **\$\$\$–\$\$\$\$ Lake Buena Vista**

One of the top places to stay in Orlando, this 230-acre resort is popular with the business crowd, couples, and families alike. The resort’s sports facilities are first class, and its grotto swimming pool features waterfalls and hidden spas. A recent \$6-million renovation enhanced the 200-acre golf course, as well as the dining and lobby areas. The large, comfortable, and beautifully decorated rooms sleep four with options for larger parties available. The upper floors facing Disney have great views of nightly fireworks. The location, only minutes to Disney via a much-less-congested road, can’t be beat. Numerous themed packages and promotional rates are offered throughout the year, making it surprisingly affordable to stay and play here.

See map p. 98. 8701 World Center Dr. (on Hwy. 536 between I-4 and Hwy. 535). ☎ 800-380-7931 or 407-239-4200. Fax: 407-238-8777. www.marriottworldcenter.com. 2,111 units. Rack rates: \$199–\$329 double, \$750–\$1,600 suite. Self-parking: \$8. Valet parking: \$18. AE, DC, DISC, MC, V.



Peabody Orlando **\$\$–\$\$\$\$ International Drive Area/Universal Orlando**

Welcome to the home of the famous — drum roll, maestro, *s’il vous plaît* — **Marching Mallards**. These real ducks march through the lobby into their luxury pool each morning at 11 a.m. (no kidding!), accompanied by — what else? — John Philip Sousa’s marching music and a red-coated duck master, and then back out at 5 p.m.

The Peabody is located across from the Convention Center, in the thick of all the action that I-Drive has to offer, including attractions, restaurants, and shopping. Guest rooms, even standard ones, are lavishly furnished and come with numerous amenities. The Peabody offers not only the best service in town but also some of the best hotel dining — look for its signature restaurant, **Dux**, in Chapter 10. You’ll have to pay for transportation to all the theme parks, so a rental car is a good idea if you want to stay here.



The Peabody is scheduled to begin a major expansion, adding 750 rooms, a full-service spa, additional meeting space, family-friendly elements (which are lacking), and a parking garage. Completion is scheduled for late 2008 or early 2009.

See map p. 117. 9801 International Dr. (between the Beeline Expressway and Sand Lake Rd.) ☎ 800-732-2639 or 407-352-4000. Fax: 407-354-1424. www.peabodyorlando.com. 891 units. Rack rates: \$150–\$575 double, \$550–\$1,775 suite. Valet parking: \$17.

AE, DC, DISC, MC, V

DropBooks



Portofino Bay Hotel

\$\$\$–\$\$\$\$ International Drive Area/Universal Orlando

This Loews property really delivers for those with deep pockets. Inspired by a comment from director Steven Spielberg, who at the time was working on a ride at Islands of Adventure, it offers six restaurants/lounges, a spa, a beach pool with a fort and water slide, and a fitness center in a package that's convincingly designed to look like the Mediterranean seaside village of Portofino, Italy. The accommodations offer four-poster beds with cloud-soft pillows, and bathrooms outfitted with marble tubs and tiled foyers. Rooms are state-of-the-art “smart rooms” that provide security, adjust room temperature, and report malfunctions as they occur. The hotel offers free transportation to Universal's and SeaWorld's parks, but (they're not stupid!) forget the free ride to the Disney ones. Best feature: Guests get Universal Express access to almost all rides at Universal's theme parks. **Note:** Getting around this sizeable resort involves having to maneuver numerous stairs.

See map p. 117. 5601 Universal Blvd. (From I-4, take Kirkman Rd./Hwy. 435 and follow the signs to Universal.) ☎ 888-273-1311 or 407-503-1000. Fax: 407-503-1010. www.loewshotels.com. 750 units. Rack rates: \$269–\$499 double, \$519–\$2,500 suite and villa. Self-parking: \$12. Valet parking: \$18. AE, DC, DISC, MC, V.

Renaissance Orlando Resort at SeaWorld

\$\$\$–\$\$\$\$ International Drive Area/Universal Orlando

Large rooms, good service, and a thoroughly chic interior (gone are the lush gardens, cascading waterfalls, koi pond, and elegant free-flight aviary) are this hotel's calling cards. Its most valuable feature, however, is a location that's perfect if you're going to Universal, SeaWorld (it's right across the street), and, to a lesser degree, the second-tier I-Drive attractions. The beautifully decorated (now trendier) rooms, all recently renovated, are oversized, allowing for plenty of space to spread out and relax. The Renaissance has four lighted tennis courts; a health club, spa, and sauna (which also recently underwent an extensive expansion); and a completely renovated pool area. It also boasts two restaurants. Transportation to the parks is available for a fee, though most guests can easily walk to SeaWorld.

See map p. 117. 6677 Sea Harbour Dr. (From I-4, follow signs to SeaWorld. Hotel is across from attraction.) ☎ 800-327-6677 or 407-351-5555. Fax: 407-351-9991. www.renaissancehotels.com. 778 units. Rack rates: \$149–\$329 double, \$279–\$1,999 suite. Self-parking: \$12. Valet parking: \$16. AE, DC, DISC, MC, V.



Ritz-Carlton Orlando, Grande Lakes

\$\$\$-\$\$\$\$ International Drive Area/Universal Orlando

Part of the lush 500-acre Grande Lakes Resort complex, this luxury resort — styled like an Italian palazzo — opened in 2004. All the spacious guest rooms feature dual private balconies, flat-screen TVs, and oversized marble bathrooms with separate bathtub and shower. For the ultimate experience, upgrade to the Club Level to receive butler service, Bulgari bath amenities, an in-room DVD/VCR/CD player, and free snacks. Seven restaurants and lounges are on-site, and the Ritz shares some recreational amenities with the neighboring JW Marriott (see the review earlier in this chapter), including a Greg Norman–designed golf course and a 40,000-square-foot spa. The resort's **Ritz Kids program** includes a children's pool and playground, separate check-in area, and on-site nanny service (for a fee). Kid suites offer equally lavish accommodations especially designed for younger guests. You'll need your own transportation if you want to visit the parks and attractions.

See map p. 117. 4012 Central Florida Pkwy. (at the intersection of John Young Pkwy., 2 miles east of SeaWorld). ☎ 800-576-5760 or 407-206-2400. Fax: 407-206-2401. www.grandelakes.com. 584 units. Rack rates: \$199–\$769 double, \$599–\$6,500 Club Level and suite. Valet parking: \$17. AE, DC, DISC, MC, V.

Rosen Shingle Creek

\$\$\$-\$\$\$\$ International Drive Area/Universal Orlando

This magnificent Mediterranean-inspired resort evokes thoughts of a bygone era when Florida's legendary grand hotels were in high style. Striking architecture (both inside and out), lavishly appointed rooms, and exceptional service are signatures of this exceptional resort. Although luxurious by design, the lush natural grounds have been preserved, and references throughout the property recall both the historical and natural significance of the area with rooms named for Florida's lakes, rivers, and historical landmarks — even the resort itself (Shingle Creek) is named for the waterway that winds alongside the property, the headwater to the Florida Everglades. You'll find here an array of recreational facilities, including a championship golf course and golf academy, a full-service spa, two pools (one for families), lighted tennis courts, nature trails, and a playground. Dining options are just as varied, ranging from elegant to on-the-go. Even with its old-world style, modern conveniences, including an on-site airline check-in and bag check service, cater to guests needs. Shuttle service to Universal Orlando is complimentary and is available, for a fee, to other parks.

See map p. 117. 9939 Universal Blvd. (just east of International Dr., beyond the Convention Center). ☎ 866-996-9939 or 407-996-9939. Fax: 407-996-9938. www.rosenshinglecreek.com. 1,500 units. Rack rates: \$299–\$499 double. AE, DC, DISC, MC, V.



Royal Pacific Resort

\$\$\$-\$\$\$\$ International Drive Area/Universal Orlando

DropBooks

The newest Universal resort sports an attractive Polynesian theme that's the best of the best. Highlights of the property include an exquisite orchid garden, five restaurants and lounges (one run by famed chef Emeril Lagasse), and a lagoon-style pool — the largest in Orlando. The guest rooms' plain furnishings fall short of comparable Disney resorts, and the rooms are smaller than those at Universal's other hotels but are comfortable for four. The Royal Pacific isn't cheap, but it offers good value for the money, especially when you factor in the hotel's free transport to Universal's theme parks, where guests get Universal Express access to almost all rides. One thing I could do without: The outrageous \$12 self-parking charge, especially because the parking lot is a hike from the hotel.

See map p. 117. 6300 Hollywood Way. (Take I-4 to the Kirkman Rd./Hwy. 435 exit and follow signs to Universal Orlando.) ☎ 888-273-1311 or 407-503-3000. Fax: 407-503-3010. www.loewshotels.com. 1,000 units. Rack rates: \$209–\$429 double, \$339–\$1,950 suite. Self-parking: \$12. Valet parking: \$18. AE, DC, DISC, MC, V.



Seralago Hotel & Suites Maingate East

\$-\$\$ Kissimmee

Location (it's just down the road from Disney) and price are just some of the perks here. This newly revamped hotel (formerly the Holiday Inn & Suites Maingate East) sports all-new colors and a bright new look, but it still features the themed Kid's Suites with separate sleeping areas for your children, as well as standard rooms and regular two-room suites. The rooms provide a reasonable amount of space for a family of five, with the two-room unit sleeping up to eight. The place features numerous recreational activities, from swimming to tennis, and the hotel's movie theater shows free family films nightly. There's also a family-friendly food court, and kids 12 and younger eat free (two kids per paying adult) in the hotel's cafe. This hotel has received the ultimate approval for a property trying to get in good with Mickey — an official stamp of approval as a Disney "Good Neighbor" hotel.

See map p. 113. 5678 Irlo Bronson Memorial Hwy./U.S. 192. (Take I-4 to Exit 64A to U.S. 192. Hotel is 2 miles on right.) ☎ 800-366-5437 or 407-396-4488. Fax: 407-396-8915. www.seralagohotel.com. 614 units. Rack rates: \$59–\$119. AE, DC, DISC, MC, V.

Staybridge Suites Lake Buena Vista

\$\$-\$\$\$ Lake Buena Vista

A Summerfield Suites in a previous life, this recent addition to the Staybridge Suites chain is located just off Apopka-Vineland, close to the action of Downtown Disney and the theme parks, as well as many restaurants. An excellent choice for families, this hotel's room sizes, price, and friendly staff are three more good reasons to stay here. Featured are one- and two-bedroom suites (which can sleep up to eight), all with full kitchens (some two-bedroom suites have two bathrooms). The suites have larger

and more comfortable separate living areas when compared to other all-suite hotels. A continental breakfast is included, high-speed Internet is complimentary, and a grocery-shopping service is available.

See map p. 97. 57 S. Mesquite Dr. (From I-4, take the exit for Hwy. 535, and turn right; follow it to Virnings Way Rd., and turn right. Hotel is on left.) ☎ 800-866-4549 or 407-238-0777. Fax: 407-238-2640. www.sborlando.com. 150 units. Rack rates: \$139–\$289. Rates include continental breakfast. AE, DC, DISC, MC, V.

The Veranda Bed & Breakfast
\$–\$\$ Downtown Orlando

Located in Thornton Park, this inn near scenic Lake Eola is an option if you want to stay near the downtown museums but not in a motel or hotel. Its four buildings date to the early 1900s. All units (studios to suites) include private bathrooms and entrances; some have garden tubs, balconies, kitchenettes, and four-poster beds. The two-bedroom, two-bathroom Keylime Cottage sleeps four and has a full kitchen. The B&B doesn't offer transportation to the parks, which means a rental car is a necessity for most guests. **Note:** Children are not permitted.

See map p. 349. 115 N. Summerlin Ave. (From I-4, take exit for Hwy. 50, and turn west on Colonial Dr.; follow it to Summerlin Ave. and turn left.) ☎ 800-420-6822 or 407-849-0321. Fax: 407-849-0321, ext. 24. www.theverandabandb.com. 12 units. Rack rates: \$99–\$189 double, \$169 cottage. Rates include continental breakfast. AE, DC, DISC, MC, V.



The Villas of Grand Cypress Golf Resort
\$\$\$–\$\$\$\$ Lake Buena Vista

Meet the sister of the Hyatt Regency Grand Cypress (reviewed earlier in this chapter). The one- to four-bedroom villas, a short drive from the larger hotel, offer privacy not found in most resorts. You can play 45 holes of golf on Jack Nicklaus–designed courses or take lessons at the golf academy. The horse crowd loves the top-of-the-line equestrian center; riding lessons and packages are available. (See Chapter 27 for more information about riding.) The recently renovated Mediterranean-style villas, which range from junior suites to four-bedroom affairs, have Roman tubs, patios or balconies, all-new kitchen appliances, flat-screen TVs, and luxurious beds. Larger villas have full kitchens. Free shuttle service is available to the resort's recreational facilities and to the WDW parks. Unlike its sister Hyatt property, this resort caters primarily to adults, but Villa guests with kids can use the Hyatt's child-care and recreational facilities.

See map p. 98. 1 N. Jacaranda (off Hwy. 535, past the Disney entrance on Hotel Plaza Blvd., about a mile on the right). ☎ 877-330-7377 or 407-239-4700. Fax: 407-239-7219. www.grandcypress.com. 146 villas. Rack rates: \$225–\$2,000 villa. Daily resort fee: \$15. AE, DC, DISC, MC, V.

Walt Disney World Dolphin**\$\$\$\$ Walt Disney World/Official WDW Hotel**

What a wonderful place for folks a) not on a budget, b) wanting to be close to Epcot and Disney's Hollywood Studios, and c) desperate to stay in a place that answers the question: What kind of gingerbread house would Dali create if he were an architect? You can't miss the massive, 56-foot twin dolphin statues on the roof of this resort. When you're inside the lobby, you'll encounter prints from the likes of Matisse and Picasso.

Rooms offer views of the grounds and parts of WDW and were upgraded in 2004. The lobby, now more contemporary, was redesigned in 2006. The resort shares with its sister hotel (the Walt Disney World Swan, reviewed next) its extensive recreational facilities, including a grotto pool with waterfalls, water slide, and whirlpools, as well as a Body by Jake health club and luxurious Mandara Spa. The hotel offers free transportation to WDW parks, but you have to pay for a ride to the others.



Though it's essentially treated as a Disney hotel, and guests get many of the same privileges as a Disney resort guest, this one is actually owned and operated by Starwood Hotels as a Westin resort. As a result, you may find discounts for this one that wouldn't otherwise be available at Disney-owned hotels.

See map p. 98. 1500 Epcot Resorts Blvd. (off Buena Vista Dr., next to the Walt Disney World Swan). ☎ 800-227-1500 or 407-934-4000. Fax: 407-934-4884. www.swan.dolphin.com. 1,509 units. Rack rates: \$369–\$529 double, \$785–\$1,525 suites. Self-parking: \$9. Valet parking: \$16. AE, DC, DISC, MC, V.

Walt Disney World Swan**\$\$\$\$ Walt Disney World/Official WDW Hotel**

Located on the same property as the Dolphin, the Swan offers another chance to stay on Magic Mickey's property without being bombarded by Mouse décor. This 12-story Westin hotel is topped with dual 45-foot swan statues and seashell fountains. The Swan and Dolphin hotels are connected by a canopied walkway and share recreational facilities, including four pools and four lighted tennis courts. The luxurious rooms are a shade smaller than those in the Dolphin but have Nintendo games (for a fee) and Westin's signature Heavenly Bed (firm mattress, down comforter, blanket, and five pillows). The resort's rooms underwent a major renovation in 2003 by original architect Michael Graves who redid the resort in tones of silver-blue and white. The lobby and public areas were upgraded in 2006, a chic, more contemporary décor the result. You can get a free ride to the Disney parks and transportation to the other theme parks (for a fee) as well.

See map p. 98. 1200 Epcot Resorts Blvd. (off Buena Vista Dr., next to the Walt Disney World Dolphin). ☎ 800-248-7926, 800-228-3000, or 407-934-3000. Fax: 407-934-4499. www.swandolphin.com. 758 units. Rack rates: \$369–\$529 double, \$995–\$1,770 suite. Self-parking: \$9. Valet parking: \$16. AE, DC, DISC, MC, V.

Index of Accommodations by Neighborhood

Downtown Orlando

The Country Club Lake Cypress (\$-\$\$\$)
 Grand Bonhemian Hotel (\$\$\$-\$\$\$\$)
 The Veranda Bed & Breakfast (\$-\$\$)

International Drive Area/ Universal Orlando

Crowne Plaza Orlando-Universal (\$\$-\$\$\$)
 Hard Rock Hotel (\$\$\$-\$\$\$\$)
 Hyatt Place (\$\$-\$\$\$)
 JW Marriott Orlando, Grande Lakes (\$\$\$-\$\$\$\$)
 Microtel Inn & Suites (\$)
 Peabody Orlando (\$\$-\$\$\$\$)
 Portofino Bay Hotel (\$\$\$-\$\$\$\$)
 Renaissance Orlando Resort at SeaWorld (\$\$-\$\$\$\$)
 Ritz-Carlton Orlando, Grande Lakes (\$\$\$-\$\$\$\$)
 Rosen Shingle Creek (\$\$\$-\$\$\$\$)
 Royal Pacific Resort (\$\$\$-\$\$\$\$)

Kissimmee

Americas Best Value Inn & Suites (\$)
 All Star Vacation Homes (\$-\$\$\$\$)
 Best Western Lakeside (\$-\$\$)
 Celebration Hotel (\$\$\$-\$\$\$\$)
 Comfort Suites Maingate East (\$-\$\$)
 Comfort Suites Maingate at Formosa Gardens (\$-\$\$)
 Ginn Reunion Resort (\$\$\$\$)
 Holiday Inn Main Gate East (\$-\$\$)
 Masters Inn Maingate (\$)
 Omni Orlando Resort at ChampionsGate (\$\$-\$\$\$\$)
 Seralago Hotel & Suites Maingate East (\$-\$\$)

Lake Buena Vista (including Official WDW Hotels)

Buena Vista Palace Resort & Spa (\$\$-\$\$\$)
 Doubletree Guest Suites (\$\$-\$\$\$\$)

Embassy Suites Lake Buena Vista (\$\$-\$\$\$)
 Holiday Inn SunSpree Resort Lake Buena Vista (\$-\$\$)
 Hyatt Regency Grand Cypress (\$\$\$-\$\$\$\$)
 Nickelodeon Family Suites Resort (\$\$-\$\$\$\$)
 Orlando World Center Marriott Resort (\$\$\$-\$\$\$\$)
 Staybridge Suites Lake Buena Vista (\$\$-\$\$\$)
 The Villas of Grand Cypress Golf Resort (\$\$\$-\$\$\$\$)
 Walt Disney World Dolphin (\$\$\$\$)
 Walt Disney World Swan (\$\$\$\$)

Walt Disney World

Disney's All-Star Movies Resort (\$-\$\$)
 Disney's All-Star Music Resort (\$-\$\$)
 Disney's All-Star Sports Resort (\$-\$\$)
 Disney's Animal Kingdom Lodge (\$\$\$-\$\$\$\$)
 Disney's Beach Club Resort (\$\$\$\$)
 Disney's BoardWalk Inn (\$\$\$\$)
 Disney's Caribbean Beach Resort (\$\$-\$\$\$)
 Disney's Contemporary Resort (\$\$\$-\$\$\$\$)
 Disney's Coronado Springs Resort (\$\$-\$\$\$)
 Disney's Fort Wilderness Resort & Campground (\$-\$\$\$)
 Disney's Grand Floridian Resort & Spa (\$\$\$\$)
 Disney's Old Key West Resort (\$\$\$-\$\$\$\$)
 Disney's Polynesian Resort (\$\$\$\$)
 Disney's Pop Century Resort (\$-\$\$)
 Disney's Port Orleans Resort (\$\$-\$\$\$)
 Disney's Saratoga Springs Resort & Spa (\$\$\$-\$\$\$\$)
 Disney's Wilderness Lodge (\$\$\$-\$\$\$\$)
 Disney's Yacht Club Resort (\$\$\$\$)



Index of Accommodations by Price**DropBooks****\$\$\$\$**

All-Star Vacation Home (Kissimmee)
Buena Vista Palace Hotel & Spa (Lake Buena Vista)
Celebration Hotel (Kissimmee)
Disney's Animal Kingdom Lodge (Walt Disney World)
Disney's Beach Club Resort (Walt Disney World)
Disney's BoardWalk Inn (Walt Disney World)
Disney's Contemporary Resort (Walt Disney World)
Disney's Grand Floridian Resort & Spa (Walt Disney World)
Disney's Old Key West Resort (Walt Disney World)
Disney's Polynesian Resort (Walt Disney World)
Disney's Saratoga Springs Resort & Spa (Walt Disney World)
Disney's Wilderness Lodge (Walt Disney World)
Disney's Yacht Club Resort (Walt Disney World)
Doubletree Guest Suites (Lake Buena Vista/Official WDW Hotel)
Ginn Reunion Resort (Kissimmee)
Grand Bohemian Hotel (Downtown Orlando)
Hard Rock Hotel (International Drive Area/Universal Orlando)
Hyatt Regency Grand Cypress (Lake Buena Vista)
JW Marriott Orlando, Grande Lakes (International Drive Area/Universal Orlando)
Nickelodeon Family Suites Resort (Lake Buena Vista)
Omni Orlando Resort at ChampionsGate (Kissimmee)
Orlando World Center Marriott Resort (Lake Buena Vista)
Peabody Orlando (International Drive Area)
Portofino Bay Hotel (International Drive Area/Universal Orlando)

Renaissance Orlando Resort at SeaWorld (International Drive Area/Universal Orlando)
Ritz-Carlton Orlando, Grande Lakes (International Drive Area/Universal Orlando)
Rosen Shingle Creek (International Drive Area/Universal Orlando)
Royal Pacific Resort (International Drive/Universal Orlando)
The Villas of Grand Cypress Golf Resort (Lake Buena Vista)
Walt Disney World Dolphin (Lake Buena Vista/Official WDW Hotel)
Walt Disney World Swan (Lake Buena Vista/Official WDW Hotel)

\$\$\$

Comfort Suites Maingate at Formosa Gardens (Kissimmee)
The Courtyard at Lake Lucerne (Downtown Orlando)
Crowne Plaza Orlando-Universal (International Drive Area/Universal Orlando)
Disney's Caribbean Beach Resort (Walt Disney World)
Disney's Coronado Springs Resort (Walt Disney World)
Disney's Fort Wilderness Resort & Campground (Walt Disney World)
Disney's Port Orleans Resort (Walt Disney World)
Embassy Suites Lake Buena Vista (Lake Buena Vista)
Hyatt Place (International Drive Area/Universal Orlando)
Staybridge Suites Lake Buena Vista (Lake Buena Vista)

\$\$

Best Western Lakeside (Kissimmee)
Comfort Suites Maingate East (Kissimmee)
Disney's All-Star Movies Resort (Walt Disney World)

Disney's All-Star Music Resort (Walt Disney World)
Disney's All-Star Sports Resort (Walt Disney World)
Disney's Pop Century Resort (Walt Disney World)
Holiday Inn Main Gate East (Kissimmee)
Holiday Inn SunSpree Resort Lake Buena Vista (Lake Buena Vista)
Seralago Hotel & Suites Maingate East (Kissimmee)

The Veranda Bed & Breakfast (Downtown Orlando)

\$
Americas Best Value Inn & Suites (Kissimmee)
Masters Inn Maingate (Kissimmee)
Microtel Inn & Suites (International Drive Area/Universal Orlando)



Chapter 10

Dropbooks and Snacking in Orlando

In This Chapter

- ▶ Sampling Orlando's eateries
- ▶ Finding dining options for the budget-conscious
- ▶ Exploring the best dining in Orlando
- ▶ Sharing a meal with the Mouse and other characters

With more than 5,000 restaurants in the Orlando area, there's certainly no lack of dining choices. New restaurants are opening all the time, with just as many stale ones closing. Most are surprisingly decent (Orlando is, after all, a city where food tends to be viewed merely as fuel); though some of the more recent entries on the dining scene are definitely making their mark.

In this chapter, I offer general pointers about dining in the land of Diz, explain the ins and outs of making reservations, provide detailed reviews of the city's best restaurants, and give you the lowdown on Orlando's most famous meal experience: character dining.

Getting the Dish on the Local Scene

Few people come to Orlando with fine dining on the mind, though it's a lot easier to find nowadays than it used to be. The city has its fair share of fancier spots that can compete with the best in the country (Disney's **Victoria & Albert's**, **Emeril Lagasse's** two Universal Orlando restaurants, and **Manuel's on the 28th**), but most visitors tend to dine at the chains, which are seemingly everywhere you turn, or inside the theme parks, where the food doesn't often astound, but the atmosphere is right. In this city, the emphasis tends to be more on the experience and the theme than it is on the food (which, most restaurant execs appear to reason, is used to generate enough kick to get through the attractions without your tank getting empty).

With only a very few exceptions, if you want truly first-class cuisine without having to take out a second mortgage, you have to get out of the

theme-park zones. Restaurants catering to locals (especially in the Dr. Phillips area and Winter Park, but also in downtown Orlando) usually offer excellent food and a sophisticated atmosphere at prices far less daunting than inside the major tourist zones. I review a number of excellent local restaurants in this chapter.

DropBooks



Most Orlando restaurants go out of their way to cater to kids, offering children's menus, diversions such as crayons at the table, high chairs, and so on. The high kid-quotient generally means a higher volume level and a more jovial atmosphere. Adults seeking a quiet, sophisticated, or romantic night out do have options, however, and I note restaurants that offer some respite from the kids on the "Good for Grown-ups" list found on this book's tear-out Cheat Sheet.

Orlando's own tend to dine early (as do most visitors with kids). For a more leisurely and relaxed meal, try to eat dinner after 8:30 p.m., but don't wait too late — except for a few fast-food joints, many restaurants close between 10 and 11 p.m.

For more information on the types of Orlando cuisine, see Chapter 2.

Dressing down

Didn't pack the tux this time around, or just not a fan of dressing for dinner? The good news is that the city's casual attitude generally extends to most of its restaurants, so you can leave the penguin suits and long gowns at home. At the theme parks, nobody will look at you twice if you walk into an otherwise formal atmosphere in shorts and a T-shirt. That said, a few high-end restaurants do require formal or semiformal attire; if a coat and tie are called for at a restaurant, I note it in the restaurant reviews in this chapter.

Lighting up



If you're a smoker, don't plan on lighting up over dinner. Effective July 1, 2003, a state constitutional amendment banned smoking in Florida's public workplaces, including all restaurants and bars that serve food. Stand-alone bars that serve virtually no food are exempt, and so are designated smoking rooms in hotels and motels, but they're becoming fewer and farther between.

Making reservations

Reserving a table is a wise idea for most of Orlando's finest restaurants, but in most cases, you can wait to make same-day reservations. You'll find, of course, some exceptions to this rule, and I note them in the appropriate restaurant reviews.

Advanced Dining Reservations (previously known as Priority Seating) is the only option available at most Disney properties. This practice is Mickey's way of saying that you get the next available table after you arrive (at your prearranged arrival time). Understand, however, that

DropBooks

you'll probably still have to wait 10 to 15 minutes after you get to the restaurant before actually being seated. I recommend that you always call as far ahead as possible to make an Advanced Dining Reservation (in most cases, you're able to make arrangements 180 days out). If you're traveling out of the subject to find a table, you may not get one before your stomach starts growling at you (if you get one at all). Call ☎ **407-939-3463** to stake a claim to a table at Mickey's place. If you're staying at a WDW resort, you can make Advanced Dining Reservations at the hotel's Guest Relations desk, with the concierge, or dial ☎ **55** from your room phone and arrange it yourself.



Don't even think of showing up for a **Disney character meal** (see "Dining with Disney Characters" at the end of this chapter) without an Advanced Dining Reservation made far in advance if you want to ensure you get a table. In years past, some of the meals took Advanced Dining Reservations up to two years ahead of time — and many booked up within minutes. Now the window of time has been reduced to only 180 days, and it's essential that you begin calling the moment the phone lines open (7 a.m.) as you will be one of thousands vying for a table for character meals.

You can also make Advanced Dining Reservations after you're inside the Disney parks — best done immediately upon your arrival. At Epcot, make reservations at the WorldKey interactive terminals at Guest Relations in Innoventions East, at WorldKey Information Service satellites located on the main concourse to the World Showcase, at Germany in the World Showcase, or at the restaurants themselves. In the Magic Kingdom, you can sign up at Guest Relations inside City Hall or at the restaurants. For Disney's Hollywood Studios, reserve a table via Guest Relations just beyond the entrance near Hollywood Junction or at the restaurants. At Animal Kingdom, reserve at Guest Relations near the entrance.



Worried that WDW can't entertain your vegetarian taste buds? Looking for kosher food? Disney can usually handle those diets and other special ones (for people who need fat-free or sugar-free meals, or for folks who have allergies or are lactose intolerant, for example), as long as guests give Disney advance notice — usually no more than 24 hours. It's a good idea to discuss these requirements when you make your Advanced Dining Reservation arrangements. Select counter-service eateries now offer specialty food items on their menu (check your park map for details on which ones and what they offer). If you're not staying at WDW, call ☎ **407-939-3463**.



Trying to eat healthy? Think it's impossible at the theme parks? Well, it's not. In an effort to promote better eating habits, Disney kids' meal menus have been revised; children's entrees feature healthy food items like low-fat milk, 100 percent fruit juice, water, and sides like unsweetened applesauce, veggies, and fresh fruit as standard kids' meal menu items. Soda pop and French fries are still available, but only upon request.

In addition, all WDW restaurants (in the theme parks and at the resorts) are currently in the midst of transitioning to become entirely trans fat-free (a trend that is beginning to take place in restaurants all over the country — not to mention at other area theme parks). Universal Orlando is on the way, also eliminating trans fats in their menu items at parks and resort restaurants. Even SeaWorld now features an eatery with an entire menu dedicated to healthy dining options.

Tip **Tipping and taxes in Orlando**

Sales tax on restaurant meals and drinks ranges from 6.5 percent to 7 percent throughout the Orlando area. (These taxes don't apply to groceries.) In addition, the standard tip in full-service restaurants is 15 percent, and a 12 percent tip is usually warranted at a buffet where a server brings your drinks, fetches condiments, and cleans the table. If you have a pre-dinner drink, leave a small tip to reward the server.



Make sure that you carefully look over your check before coughing up a tip because some restaurants have started automatically tacking a gratuity onto your bill, especially for larger groups. There's no sense doubling a tip for routine service.

Tip **Trimming the Fat from Your Dining Budget**

If you're staying in the parks until closing, you may find it more convenient to eat there, but you'll probably pay an average of 25 percent more than in the outside world. (Dinner for two at a sit-down restaurant in WDW, including tax and tip, can cost \$60 or more — sometimes, a lot more especially if you add in appetizers, desserts, and drinks.) If you don't mind ditching Mickey every now and again, you can substantially decrease your eating expenses.



Here are a few suggestions to get the most out of your dining dollars:

- ✓ I won't list all of them, but if you spend any time on International Drive or U.S. 192/Irlo Bronson Memorial Highway between Kissimmee and Disney, you'll see all sorts of billboards peddling all-you-can-eat breakfast buffets at chain restaurants for \$5 to \$8. A buffet is a great way to fuel up early for the day and skip, or at least lighten up on, lunch. The drawback: You lose valuable time when the parks are less crowded.
- ✓ Make sure you pick up the free magazines and ad books that you see in Orlando hotels, tourist information centers, most convenience stores, newspaper racks, highway rest areas, and so on. These publications include coupons good for a second meal free, discount prices on entrees, or a free dessert, beverage, or appetizer with a meal. Also, watch for ads from restaurants that offer kids-eat-free specials or discounts for early birds.



DropBooks

Cutting food costs inside WDW

Eating at Disney parks can set you back more than a few bucks. For example, a 20-ounce bottle of cola or spring water is \$2.50 or more. To save money, buy a bottle (or six-pack) of water from a local grocery costing far less (freeze it the night before to keep it really cold), and take it with you to the park, refilling it at water fountains throughout the day. Also, in Animal Kingdom you can belly up to the bar at the Rainforest Café, order a soda for \$2.50, and get a free glass of water. If you're eating lunch, the average price per person is barely under \$10 if you eat at the counter-service-style fast-food areas, but it's much less expensive than at the full-service eateries. One of the cheapest entrees at the parks is a smoked turkey drumstick for \$5.50 (and they're huge!). You also can get a pineapple float for around \$4.

Most of the resorts at Disney offer a refillable mug, which is good for refills (with a list of select beverages) there for the duration of your WDW visit. (The mugs must be used at the resort in which they were purchased.) The cost for the mug in most of the resorts is \$12. The price may seem steep, but if you consider that most sodas cost around \$2 or more individually, and you take into account how much you'd drink during your stay, it's actually a good deal. Some of Disney's water parks have refillable glasses, but refills are limited to the day you're in the park. For more information, call Disney at ☎ 407-934-7639.

- ✓ Inexpensive (by now you know that's a relative term) kids' menus (usually \$8 and under with a drink) are common at most of Orlando's moderately priced and family-style restaurants.
- ✓ If you enjoy a cocktail before dinner, don't ignore places with happy-hour specials, including two-for-one drinks — some at bargain rates — usually from 4 to 7 p.m. Again, you can find listings in the free area guides in hotel lobbies and other places throughout Orlando.
- ✓ If your vacation won't be complete without trying at least one of the sit-down theme-park restaurants, consider scheduling your meal at lunch instead of dinner, when prices are almost always significantly cheaper.
- ✓ If you're staying with the Mouse (and have purchased a Magic Your Way vacation package), the Disney Dining Plan (at an additional cost) can save you plenty (almost 40 percent) over dining out at Disney on your own.
- ✓ If you're on a tight budget and your room has a kitchen, or at least a spot to sit and grab a bite, consider dining in a night or two and saving a few bucks. Area grocers, many with delis that turn out ready-to-eat treats, include **Albertson's**, 7524 Dr. Phillips Blvd. (☎ 407-352-1522; www.albertsons.com), and **Gooding's** at the

DropBooks

Crossroads shopping center in Lake Buena Vista, 12521 Hwy. 535/Apopka-Vineland Ave. (☎ 407-827-1200; www.goodings.com), with another location at 8255 International Dr. (☎ 407-352-4215). Gooding's also offers a delivery service — visit its Web site or call for details. You can find even more options in the Orlando Yellow Pages under “Grocers.”



- ✓ Purchase discounted gift certificates to many Universal Orlando/International Drive-area restaurants from **Clear Channel of Orlando's Dining Deals** Web site (<http://halprice.ccorlando.com>). The selection varies each week, but the average deal is a \$50 certificate for \$25. You can bid for dining certificates to Orlando-area restaurants at **Restaurant.com** (www.restaurant.com). Bids of \$3 to \$5 have been known to win \$25 certificates at some of the city's best restaurants.

Orlando's Best Restaurants

In this section, I review, in alphabetical order, what I think are some of Orlando's best restaurants. I also throw in some handy indexes at the end of the chapter to help you narrow your choices by category.

Because you may spend a lot of time in the WDW area, I've given special attention to choices there. Don't worry, though. I haven't forgotten to toss in plenty of worthwhile restaurants outside of Disney's domain — including a handful of Universal Orlando's latest entries (you can find in-park dining options for the Universal theme parks in Chapters 18 and 19) and some of the favorites elsewhere around town.



Sit-down restaurants in the WDW *theme parks* (not their resorts) require admission, with one exception: the **Rainforest Café** at Animal Kingdom. Unless you're a Disney resort guest, all Disney theme-park restaurants also set you back \$10 in parking fees. (It's \$11 for Universal Orlando's CityWalk restaurants, unless you arrive after 6 p.m., when parking becomes free; parking fees for Universal Orlando resort restaurants vary.) And keep in mind that alcohol isn't served in Magic Kingdom restaurants, but liquor is served at Animal Kingdom, Epcot, and Disney's Hollywood Studios restaurants, and elsewhere in the Disney domain, as well as at the other major theme parks.



Dining in Orlando constitutes your biggest vacation expenditure. To make it easy for you to recognize expensive versus moderately priced restaurants, each of the following entries includes one or more \$ symbols, based upon the average price of an adult dinner entree and one nonalcoholic drink. For the meaning behind the dollar symbols, see Table 10-1.

Table 10-1 Key to Restaurant Dollar Signs

<i>Dollar Sign</i>	<i>Price Range</i>
\$	Less than \$10
\$\$	\$11–\$25
\$\$\$	\$26–\$50
\$\$\$\$	\$51 and up

Artist Point**\$\$–\$\$\$ Walt Disney World Resorts SEAFOOD/STEAK**

Enjoy a grand view of Disney's Wilderness Lodge and tasty cuisine at this rustically elegant establishment. Hand-painted murals of Pacific Northwest scenery adorn the impressive two-story center ceiling, and ornate iron lanterns hang from tremendous timber columns. Immense windows overlook the grounds. The menu changes seasonally and might offer grilled buffalo sirloin with sweet potato hazelnut gratin and sweet onion jam, but the restaurant's signature is the cedar plank-roasted king salmon with asparagus, haricot vert, mizuna, herb dumplings, and sage brown butter vinaigrette. The terrace offers outdoor seating in good weather. Expect a reasonably extensive wine list featuring Pacific Northwest wines.

See map p. 136. 901 W. Timberline Dr., in Disney's Wilderness Lodge. ☎ 407-939-3463. www.disneyworld.com. *Advanced Dining Reservations recommended. Main courses: \$21–\$49. AE, DC, DISC, MC, V. Open: Daily 5:30–10 p.m.*

Bice Ristorante**\$\$–\$\$\$ Universal Orlando ITALIAN**

Located in the romantic Italian setting of the **Portofino Bay Hotel**, Bice serves creative Italian cuisine in a sophisticated and upscale atmosphere. An extensive menu includes items such as a Belgian endive salad in a light, Dijon mustard dressing with gorgonzola cheese and toasted walnuts; spaghetti with Maine lobster and cherry tomatoes in a tomato bisque; and veal chops with sautéed mushrooms, potatoes, and spinach. The main dining room overlooks the waters along the piazza of the hotel, itself a beautiful and romantic setting. A table on the patio, if timed right, may allow you to enjoy the music of strolling musicians performing just below along the piazza. Disappointingly, some servers and staff are a bit aloof.

See map p. 143. 5601 Universal Studios Blvd., in the Portofino Bay Hotel. ☎ 407-503-3463 or 407-503-1415. www.universalorlando.com. *Reservations recommended. Main courses: \$16–\$44. AE, MC, V. Open: Daily 5:30–10:30 p.m.*

The B-Line Diner**\$\$ International Drive Area AMERICAN**

Sink into an upholstered booth or belly up to a stool at the counter of this restaurant with décor straight out of the '50s. Gleaming chrome, black-and-white tile, and red leather create a vision of yesterday's roadside diners in this informal and friendly gathering place. Dig into hearty portions of comfort foods, such as chicken pot pie, roast pork dijonnaise, or a ham-and-cheese sandwich on a baguette. Health foods and vegetarian specials are also available.



Although this is a diner-style restaurant and there is a kids' menu, it's not a good spot to take young children because it's located at the **Peabody**, a very upscale hotel.

See map p. 143. 9801 International Dr., across from the Orlando Convention Center, in the Peabody Orlando. ☎ 407-345-4460. www.peabodyorlando.com. Reservations not accepted. Main courses: Breakfast \$4–\$16, lunch and dinner \$11–\$24. AE, DC, DISC, MC, V. Open: Daily 24 hours.

Boatwright's Dining Hall**\$\$ Walt Disney World Resorts NEW ORLEANS**

A family atmosphere (lively and noisy), good food (by Disney standards), and reasonable prices (ditto) make Boatwright's a hit with **Port Orleans Resort** guests. Most entrees have a Cajun/Creole spin. The jambalaya is sans seafood, but it's filled with veggies, rice, chicken, and sausage — and it's got a kick. Other dinner entrees include grilled salmon, slow-roasted prime rib, penne pasta with shrimp, and pot roast. Boatwright's is modeled after a 19th-century boat factory, complete with the wooden hull of a Louisiana fishing boat suspended from its lofty, beamed ceiling. Kids are drawn to the wooden toolboxes on every table; each contains a saltshaker that doubles as a level, a wood-clamp sugar dispenser, a pepper-grinder-cum-ruler, shop rags (to be used as napkins), and a little metal pail of crayons.

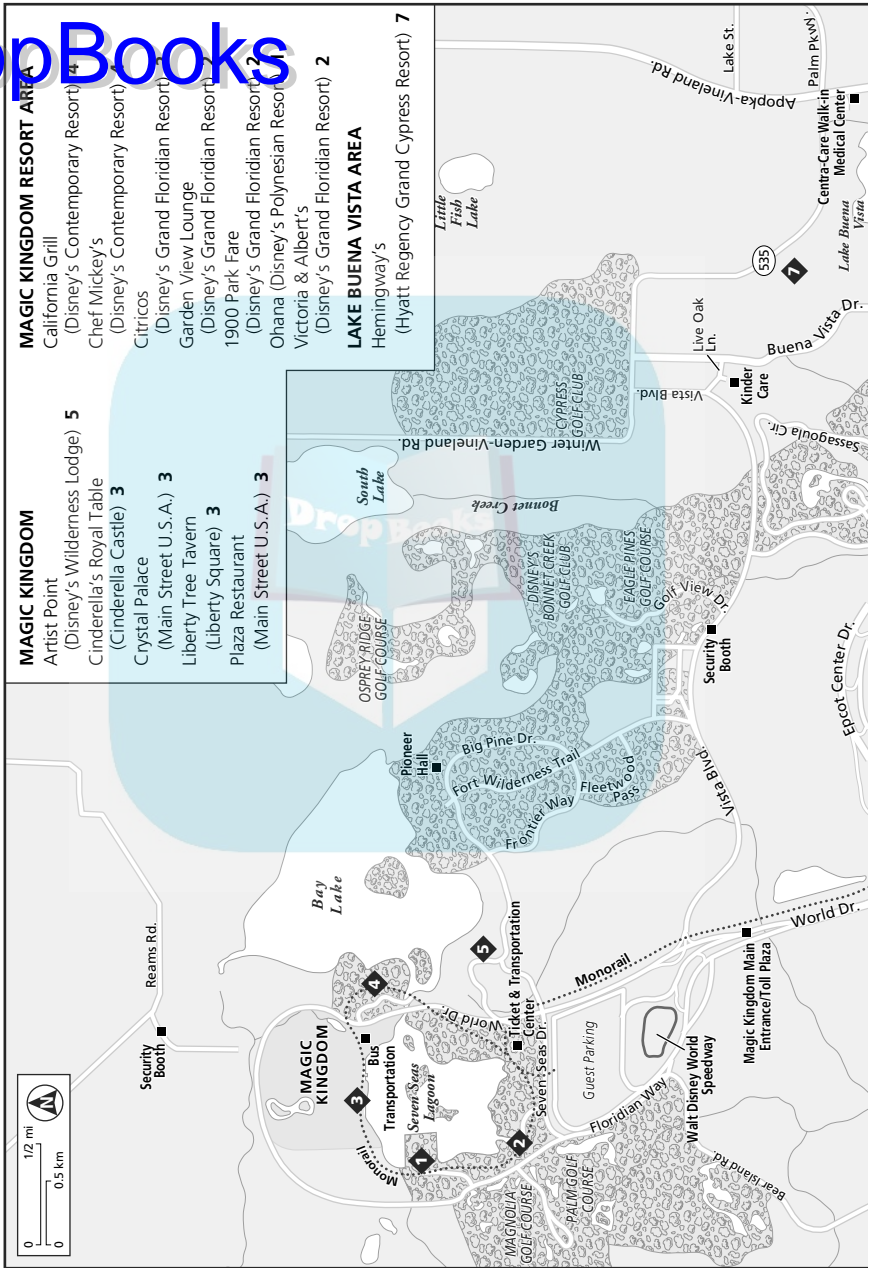
See map p. 136. 2201 Orleans Dr., in Disney's Port Orleans Resort French Quarter. ☎ 407-939-3463. www.disneyworld.com. Advanced Dining Reservations recommended. Main courses: Breakfast \$8–\$10, dinner \$14–\$21. AE, DC, DISC, MC, V. Open: Daily 7–11:30 a.m. and 5–10 p.m.

**Bob Marley—A Tribute to Freedom****\$\$ Universal Orlando CARIBBEAN**

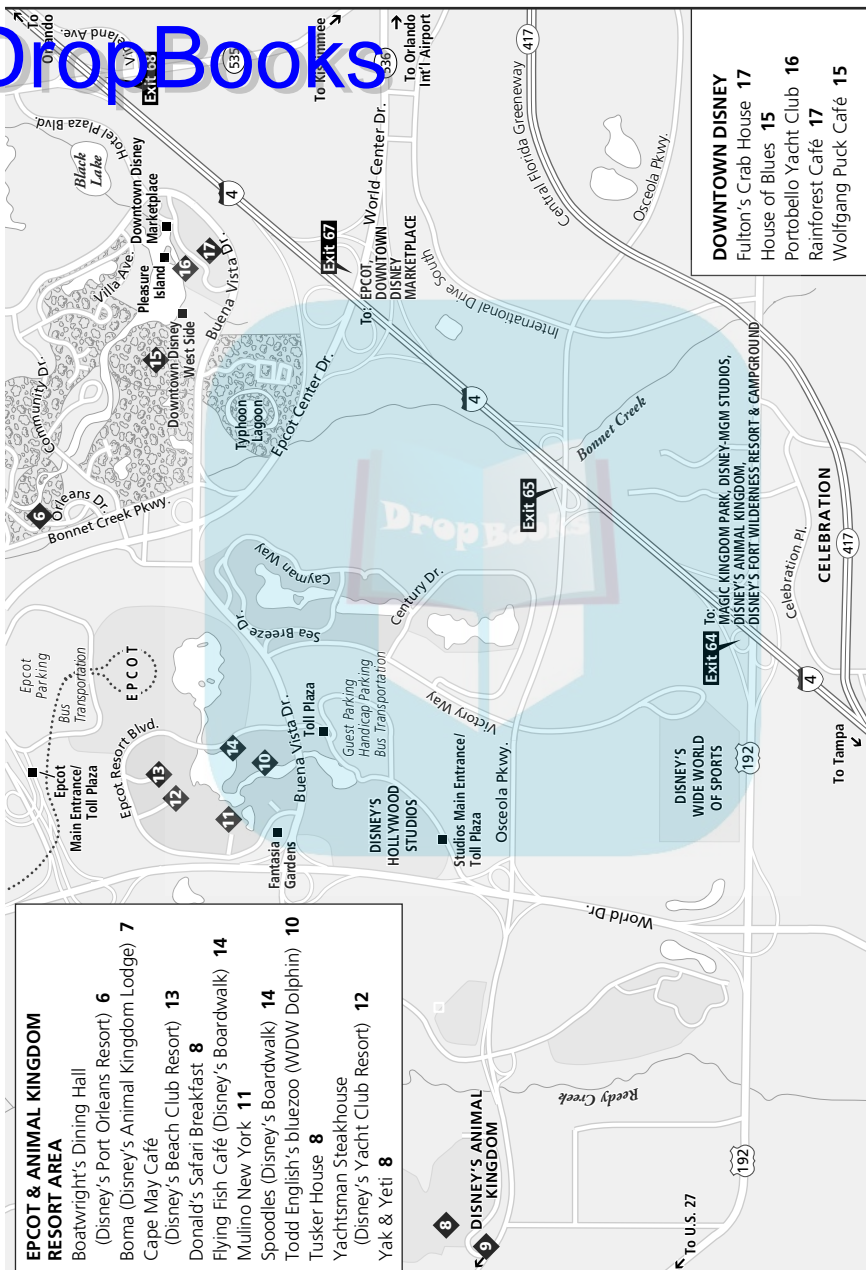
This combination club and restaurant is housed in a replica of the late singer's home in Kingston, Jamaica, complete with red-tile roof and green shutters. Live reggae plays nightly, but the decibel level doesn't get as high as at Jimmy Buffett's Margaritaville (reviewed later in this chapter). The small menu has modestly priced fare, including a jerk tilapia sandwich served on coca bread with yucca fries, or a seafood salad of conch, shrimp, and tilapia, with citrus vinaigrette and served in a red tortilla bowl. Of course, most folks don't leave without sipping a Red Stripe — Jamaica's beer of champions.

Walt Disney World and Lake Buena Vista Restaurants

DropBooks



DropBooks



EPCOT & ANIMAL KINGDOM RESORT AREA

- Boatwright's Dining Hall **6**
- Bona (Disney's Animal Kingdom Lodge) **7**
- Cape May Café **13**
- Donald's Safari Breakfast **8**
- Flying Fish Café (Disney's Boardwalk) **14**
- Mulino New York **11**
- Spoodles (Disney's Boardwalk) **14**
- Todd English's bluezoo (WDW Dolphin) **10**
- Tusker House **8**
- Yachtsman Steakhouse (Disney's Yacht Club Resort) **12**
- Yak & Yeti **8**

- DOWNTOWN DISNEY**
- Fulton's Crab House **17**
 - House of Blues **15**
 - Portobello Yacht Club **16**
 - Rainforest Café **17**
 - Wolfgang Puck Café **15**

EXIT 64 To: MAGIC KINGDOM PARK, DISNEY-NGH STUDIOS, DISNEY'S ANIMAL KINGDOM RESORT, DISNEY'S FORT WILDERESS RESORT & CAMPGROUND

EXIT 65

EXIT 67 To: US-192

EXIT 68 To: Orlando Int'l Airport

1000 Universal Studios Plaza, in CityWalk. ☎ 407-224-2262. www.universalorlando.com. Reservations not accepted. Main courses: \$6–\$16. AE, DISC, MC, V. Open: Daily 4 p.m.–2 a.m.

DropBooks



Boma—Flavors of Africa

\$\$ Walt Disney World Resorts AFRICAN

Follow your nose to the wood-burning grill and open kitchen at this African-influenced eatery inside **Disney's Animal Kingdom Lodge**. The large wood tables are in the shape of tree trunks and colorful banners hang from the thatched roof. The selection and variety here are vast and often unique. Adventurous diners can expect such treats as Moroccan seafood salad (mussels, scallops, shrimp, and couscous) and curried-coconut seafood stew, alongside more familiar favorites at the restaurant's breakfast and dinner buffets. Kids have their own station serving up chicken, pasta, and mac 'n' cheese. Chefs are on hand behind the open buffet to answer questions about the cuisine. The wine list features an array of South African offerings.

See map p. 136. 2901 Osceola Pkwy., in Disney's Animal Kingdom Lodge. ☎ 407-939-3463. www.disneyworld.com. Advanced Dining Reservations recommended. Breakfast buffet: \$17 adults, \$10 ages 3–9. Dinner buffet: \$26 adults, \$12 kids 3–9. AE, DC, DISC, MC, V. Open: Daily 7–11 a.m. and 5–10 p.m.



Bubbalou's Bodacious BBQ

\$\$ International Drive Area AMERICAN

You can smell the hickory smoke emerging from the chimney of this restaurant for blocks. This is, hands down, some of the best barbecue you'll find anywhere. And, if nothing else, you have to love the name. The atmosphere is extremely informal, but you have to watch the sauces. Even the mild may be too hot for tender palates; the killer sauce comes with a three-alarm warning — you may not be able to taste anything else for days. If you can eat the night or day away, go for the Big-Big Pig platter (beef, sliced pork, and turkey with fixins). And it wouldn't be a barbecue without plenty of brew on hand.

See map p. 143. 5818 Conroy Rd. (a few blocks north of Universal Orlando at the intersection of Kirkman and Conroy). ☎ 407-423-1212. www.bubbalous.com. Reservations — you're kidding! Main courses: \$4–\$15. AE, MC, V. Open: Mon–Thurs 10 a.m.–9:30 p.m., Fri–Sat 10 a.m.–10:30 p.m., Sun 11 a.m.–9 p.m.



Café Tu Tu Tango

\$\$–\$\$\$ International Drive Area INTERNATIONAL

This colorful eatery with the flair of an artist's loft features treats from Latin America, Asia, the Caribbean, the Middle East, and the United States. It's an ideal spot for sampling different dishes; every order comes in a miniature size. The roasted pears on pecan crisps — topped with Spanish bleu cheese and a balsamic reduction — are a must. Chocolate fiends will not want to pass up the dessert of handmade truffles — truly to die for. Guests frequently see an artist bringing a canvas to life. You can also buy

wine by the glass or bottle. **Note:** Although individual tapas are relatively inexpensive, ordering several tapas and drinks can easily turn this meal into a \$\$\$ restaurant.

See map p. 43. 625 International Dr. (just west of the Mercado Shopping Center). ☎ 407-218-2721. www.cafetututango.com. Reservations accepted. Main courses: Tapas (small plates) \$4–\$20 (even those with small appetites will want 2 or 3). AE, DC, DISC, MC, V. Open: Sun–Thurs 11:30 a.m.–11 p.m., Fri–Sat 11:30 a.m.–2 a.m.

California Grill

\$\$–\$\$\$ Walt Disney World Resorts AMERICAN

The 15th-floor views of the **Magic Kingdom** and environs are stunning, and the food is pretty good, too. The Art Deco dining room features an exhibition kitchen with a wood-burning oven, rotisserie, and sushi station. The constantly changing menu features fresh market fare, as well as pizzas and pastas. Highlights may include seared day-boat scallops with faro wheat risotto, braised baby carrots, and crustacean butter sauce, or oak-fired filet of beef with gruyere potato pave, broccoli, and teriyaki barbeque sauce. The Grill also has a nice sushi and sashimi menu (Dungeness crab, eel, tuna, and more), ranging from appetizers to large platters. The restaurant sports a grand wine list and some excellent vegetarian options. If you time it right, the evening fireworks at the Magic Kingdom make for a spectacular dinner show.

See map p. 136. 4600 World Dr., at Disney's Contemporary Resort. ☎ 407-939-3463 or 407-824-1576. www.disneyworld.com. Advanced Dining Reservations require a credit card guarantee. Main courses: \$25–\$35, sushi \$13–\$24. AE, DC, DISC, MC, V. Open: Daily 5:30–10 p.m.

Christini's

\$\$–\$\$\$ Dr. Phillips Area ITALIAN

The numerous awards and trophies on the walls attest to restaurateur Chris Christini's high standard of service. The fact that he's been around since 1984 shows he's a survivor. Count on his restaurant for a possible peek at show-biz celebrities from down the road at Disney's Hollywood Studios and Universal. A tender broiled veal chop seasoned with sage and served with applesauce is one of the headliners. Another good choice is the pan-seared Chilean sea bass over shrimp-and-lobster risotto. The food is quite good, and the wine list is definitely a winner. The atmosphere is somewhat formal, making it a good spot for a romantic night out.

See map p. 143. 7600 Dr. Phillips Blvd. ☎ 407-345-8770. www.christinis.com. Reservations recommended. Main courses: \$18–\$48 (many under \$28). AE, DC, DISC, MC, V. Open: Daily 6–11 p.m. Jackets for men and dresses for women suggested.

Citricos

\$\$\$ Walt Disney World Resorts FRENCH

The chef of this bright and airy restaurant makes a statement with French, Alsatian, and Provençal cuisine with California and Florida touches.

(Whew!) Depending on when you visit, the menu may include grilled lamb chops with crispy polenta and puttanesca sauce or sautéed salmon fillet with roasted fennel and gold potatoes. The old-world-style dining room, filled with wrought-iron railings, mosaic-tile floors, and flickering lights, features a snow kitchen and spectacular views of the **Seven Seas Lagoon** and **Magic Kingdom fireworks**. The wine cellar is well stocked; you can add a three-course wine pairing for around \$30.

See map p. 136. 4401 Floridian Way, Disney's Grand Floridian Resort & Spa. ☎ 407-939-3463. www.disneyworld.com. Advanced Dining Reservations recommended. Main courses: \$25–\$36. AE, DC, DISC, MC, V. Open: Wed–Sun 5–10 p.m.

Coral Reef Restaurant \$\$–\$\$\$ Epcot SEAFOOD

Seafood rules at this very popular restaurant, which offers fabulous views of the **Seas with Nemo & Friends aquarium** and a dash of classical music to help set a romantic tone. The menu, unfortunately, is less imaginative than the ambience. Entrees include grilled mahimahi with wasabi-mashed couscous, tatsoi, and a honey-soy glaze, and seared sterling salmon with mixed greens, roasted potatoes, and pancetta garlic vinaigrette, with a decent selection of landlubber fare as well. The Reef serves wine by the glass. **Note:** You get fish-identifier sheets with labeled pictures so that you can put names on the faces swimming by your table.

See map p. 141. In the Living Seas Pavilion. ☎ 407-939-3463. www.disneyworld.com. Advanced Dining Reservations recommended. Main courses: Lunch \$12–\$22, dinner \$16–\$32. AE, DC, DISC, MC, V. Open: Daily 11:30 a.m.–3 p.m. and 4:30 p.m. until park closing.

Dexter's of Thornton Park \$–\$\$ Downtown Orlando INTERNATIONAL

This popular cafe and neighborhood bar is just a few blocks from Lake Eola in the center of downtown. The creative and ever-changing fare features such fun foods as Togarashi seared tuna with sesame greens, shiitakes, and a caramelized miso glaze, and potato-wrapped salmon with shiitakes, caramelized cipollini onions, and a tarragon glacé. Many of the seats are stools at high tables; if that's not for you, you may have a long wait. There's a modest wine list.

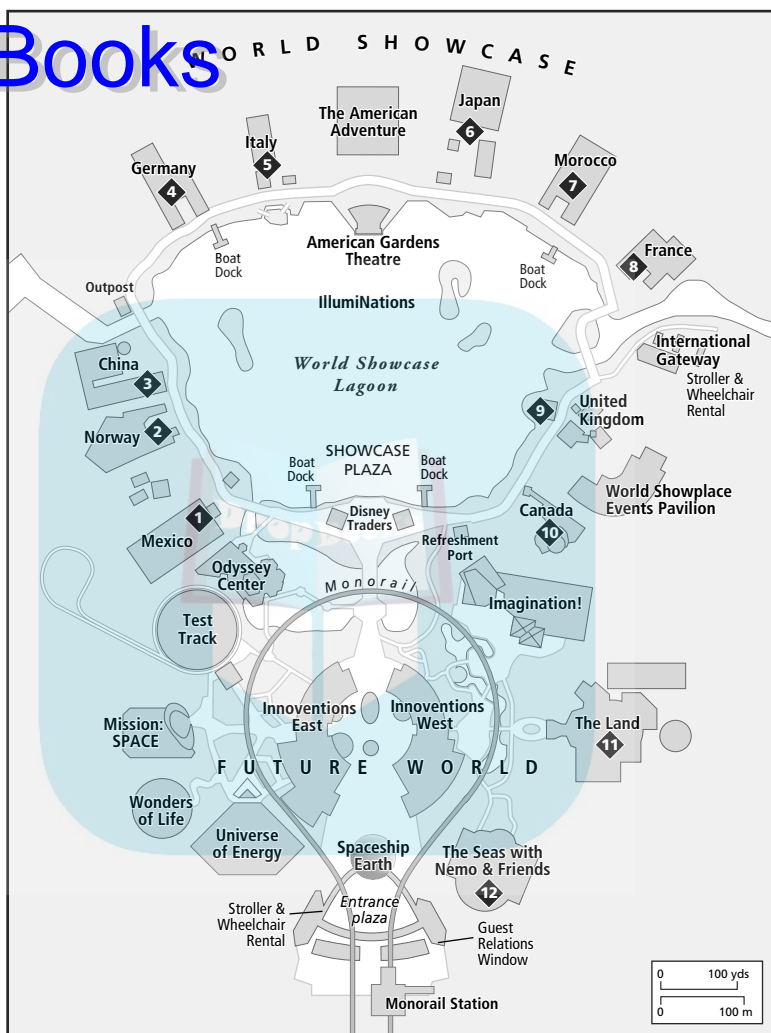
See map p. 151. 808 E. Washington St., at the corner of Hyer. ☎ 407-648-2777. www.dexwine.com. Reservations not accepted. Main courses: Lunch \$9–\$14, dinner \$16–\$25. AE, DC, DISC, MC, V. Open: Mon–Thurs 11 a.m.–10 p.m., Fri–Sat 11 a.m.–11 p.m., Sun 10 a.m.–10 p.m.

Dux \$\$\$ International Drive Area INTERNATIONAL

Think posh with a capital *P* — that's what comes to mind when you slip inside these walls. The restaurant's name honors the mallards that splash all day in the marble fountains in the **Peabody's** grandly formal lobby.

Epcot Restaurants

DropBooks



- | | | |
|---------------------------------|--------------------------------------|--|
| Akershus 2 | L'Originale Alfredo di Roma 5 | Sunshine Seasons in the Land 11 |
| Biergarten 4 | Lotus Blossom Café 3 | Tokyo Dining 6 |
| Cantina de San Angel 1 | Marrakesh 7 | Teppan Edo 6 |
| Coral Reef 12 | Nine Dragons 3 | Yakitori House 6 |
| Garden Grill 11 | Princess Storybook Dining 2 | |
| Kringla Bakeri Og Kafe 2 | Rose & Crown Dining Room 9 | |
| Le Cellier Steakhouse 10 | San Angel Inn 1 | |
| Les Chef's de France 8 | Sommerfest 4 | |

DropBooks

(Staffers assure us that birds of the quacking variety will never appear on the menu.) Candlelit tables surround a large chandelier, and textured gold walls are hung with watercolors of the various duck species. Its eclectic menu changes with the seasons. Possibilities might include a succulent Alaska halibut with lobster mashed potatoes and lobster reduction, or lemongrass-skewered bluefin tuna. At other times, hope for a tender veal chop marinated in apple cider and honey and served medium rare; steamed red snapper in tomato fricassee and fennel; or sautéed salmon on a bed of couscous with black olives, tomatoes, and chives. Choose a wine from one of the best wine lists in the city. The service is impeccable; for most people, however, the prices make Dux a choice only for special nights or expense-account meals.

See map p. 143. 9801 International Dr., across from the Orlando Convention Center, in the Peabody Orlando. ☎ 407-345-4550. www.peabodyorlando.com. Reservations recommended. Main courses: \$30–\$50. AE, DC, DISC, MC, V. Open: Mon–Sat 6–10 p.m. Jackets for men and dresses for women suggested.



Earl of Sandwich

\$ Downtown Disney AMERICAN

In the spring of 2004, the Earl of Sandwich (the famous edible was invented by said earl in 1762 when he was too busy playing cards to eat a real meal) made its debut in Downtown Disney. It's an alliance between Robert Earl, founder and CEO of Planet Hollywood, and John Montagu, the real 11th Earl of Sandwich. The eatery offers a great selection of hot and cold deli sandwiches, wraps, and salads for those looking for a light meal at a very decent price. It's one of the best dining deals at Disney.

See map p. 341. 1800 E. Buena Vista Dr. (in Downtown Disney Marketplace). ☎ 407-827-8500. www.disneyworld.com. Reservations not accepted. Main courses: \$5–\$6. AE, MC, V. Open: Daily 9:30 a.m.–11 p.m.

Emeril's Orlando

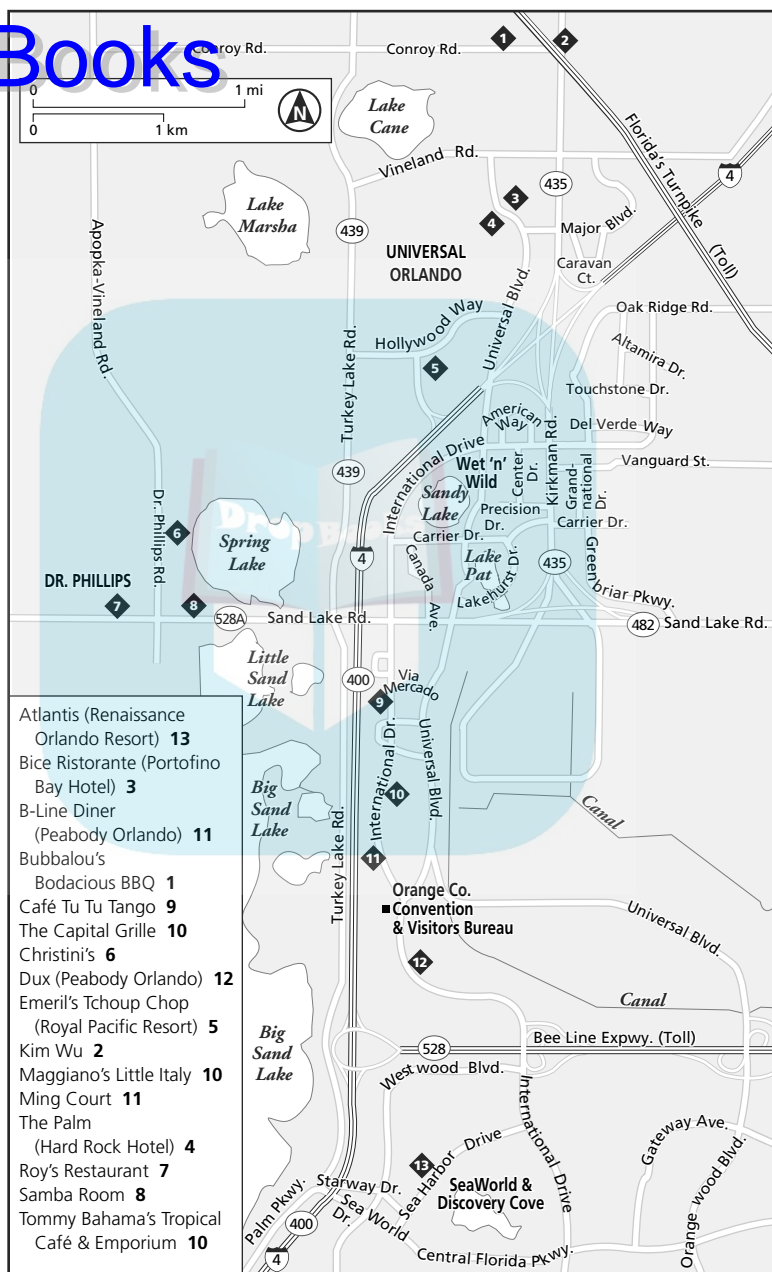
\$\$\$–\$\$\$\$ Universal Orlando NEW ORLEANS

The Florida home of culinary genius Emeril Lagasse, star of *Emeril Live* on cable TV's Food Network (and, therefore, rarely on the premises), offers a feast for both the eyes and mouth. This two-story restaurant resembles an old warehouse, albeit one with pricey art on its walls. The second floor has a 12,000-bottle wine gallery. If you want a show, I highly recommend trying to get one of the eight counter seats where you can watch the chefs working their Creole-cuisine magic, but to get one, you'll need to make reservations *excruciatingly* early. (Reserve at least six weeks in advance.)

Best bets include the andouille-crusted Texas redfish (an extremely moist white fish) with roasted pecans, a meunière sauce, and shoestring potatoes, and a grilled double-cut pork chop with caramelized sweet potatoes. Though jackets are suggested for gents at dinner, you'll find a lot of diners, fresh out of the Universal theme parks, far less dressy.

International Drive and Dr. Phillips Area Restaurants

DropBooks





Emeril's lunch menu is cheaper but has many of the same items as the one at dinner. It's also easier to get a reservation, and the dress code is more casual.

6000 Universal Studios Blvd., in CityWalk. ☎ 407-224-2424. www.emerils.com/restaurants/orlando. *Reservations far in advance are a must. Main courses: Lunch \$18–\$28, dinner \$31–\$50. AE, DISC, MC, V. Open: Daily 11:30 a.m.–2 p.m. and 5:30–10 p.m. (until 11 p.m. Fri–Sat). Jackets suggested for men.*

DropBooks



Emeril's Tchoup Chop

\$\$–\$\$\$ Universal Orlando PACIFIC RIM

Pronounced “chop chop,” this is Emeril Lagasse's second restaurant in Orlando. For its décor, the interior blends flowers, sculpted gardens, and mini waterfalls with batik fabrics, carved-wood grilles, and glass chandeliers. The exhibition kitchen offers a look at the chefs making your meal in woks or on wood-burning grills. The Polynesian- and Asian-influenced menu offers temptations such as macadamia-crusted Atlantic salmon with steamed rice and stir-fried vegetables, and wok-fried filet mignon with vegetable chow mein and crispy oysters. The service, matching both the food and décor, is impressive.

See map p. 143. 6300 Hollywood Way, in Universal's Royal Pacific Hotel. ☎ 407-503-2467. www.emerils.com/restaurants/orlando_tchoupchop. *Reservations strongly recommended. Main courses: \$13–\$34. AE, DISC, MC, V. Daily 11:30 a.m.–2 p.m., Sun–Thurs 5:30–10 p.m., Fri–Sat 5:30–11 p.m.*

50's Prime Time Café

\$\$ Disney's Hollywood Studios AMERICAN

If you yearn to go back to a time when life was simpler, this is the place for you. The décor is right out of the television sitcoms, and servers deliver comfort foods, including meatloaf, fried chicken, and pot roast. The food isn't quite the way Mom used to make it, but the place offers enough fun that you may love it anyway. Black-and-white TVs air shows such as *Topper* and *My Little Margie* as servers zap you back to the days when you had to finish your vegetables if you wanted dessert. Mom (a.k.a. your server) may very well scold you if put your elbows on the table or don't clean your plate. Desserts such as s'mores and sundaes top off the menu, and there's even a neat selection of specialty drinks.

Near the Indiana Jones Stunt Spectacular. ☎ 407-939-3463. www.disneyworld.com. *Advanced Dining Reservations recommended. Main courses: \$13–\$20. AE, DC, DISC, MC, V. Open: 11 a.m. to park closing.*

Flying Fish Café

\$\$\$ Walt Disney World Resorts SEAFOOD

Welcome to Coney Island, circa 1940, a la Disney. The vibrant colorful décor here is almost as elaborate as the show kitchen, which puts the chefs at center stage where everyone can see meals being prepared. The

seafood is among the freshest in town, so the menu changes frequently. Headliners may include potato-wrapped red snapper, pan-seared Ahi tuna with Moroccan couscous, or oak-grilled salmon. You'll also find beef, poultry, and veggie options. If you can't get a table here, ask about sitting at the counter — you get a great view of the kitchen.

See map p. 136. At *Disney's BoardWalk Inn*. ☎ 407-939-3463 or 407-939-2359. www.disneyworld.com. *Advanced Dining Reservations recommended. Main courses: \$28–\$38. AE, DC, DISC, MC, V. Open: Daily 5:30–10 p.m.*



Fulton's Crab House
\$\$–\$\$\$ Downtown Disney SEAFOOD

Lose yourself in a world of brass, shining mahogany, and river charts as you dine on the city's best seafood while inside a moored Mississippi Delta-style paddle-wheeler (just bring your bank account along). Lobster (Maine and Australian) and crab (stone, king, and Dungeness) dominate the menu. The grilled tuna mignon is served rare, and the Dungeness crab cakes are a real treat. One popular meal for two combines Alaskan king crab, snow crab, and lobster with potatoes and creamed spinach. You'll find a comprehensive wine list. You can dine on the outdoor deck if the weather's fair.

See map p. 136. Aboard the riverboat at *Pleasure Island*. ☎ 407-934-2628. www.levyrestaurants.com. *Advanced Dining Reservations recommended. Main courses: Lunch \$13–\$50, dinner \$28–\$50. AE, DC, DISC, MC, V. Open: Daily 11:30 a.m.–4 p.m. and 5–11 p.m.*

Hemingway's
\$\$\$ Lake Buena Vista SEAFOOD

If Papa were to eat at his namesake, he might dive into the beer-battered coconut shrimp with horseradish sauce and orange marmalade or the blackened swordfish with Cajun tartar sauce. No doubt, he would skip the wine list (there is a decent one) and opt for a few Papa Dobles, a potent rum concoction he invented and, according to legend, once downed 16 at one sitting! The interior of Hemingway's has a Key West air, and the walls are adorned with several sepia photographs of the famous author and his fishing trophies. The eatery has a romantic, indoor dining room lighted by hurricane lamps, and there's a wooden deck near a waterfall. It's usually childfree, although there is a kids' menu.

See map p. 136. 1 Grand Cypress Blvd., off Hwy. 535, in the *Hyatt Regency Grand Cypress*. ☎ 407-239-3854. www.hyattgrandcypress.com. *Reservations recommended. Main courses: \$25–\$41. AE, DC, DISC, MC, V. Open: Daily 6–10 p.m.*

Hollywood Brown Derby
\$\$–\$\$\$ Disney's Hollywood Studios AMERICAN

A huge derby marks the entrance to this restaurant at Disney's Hollywood Studios. Inside, this re-creation of the restaurant where Hollywood's stars gathered in the '30s and '40s is decorated with caricatures of the regulars on its walls and white linens on the tables. The food (on the pricey side)

DropBooks

won't win an Academy Award, but the restaurant does have a respectable pan-fired grouper with balsamic roasted asparagus; sesame-seared Ahi tuna with honey-gingered spaghetti squash, shitake broth, and wasabi oil; and roasted pork rib chop with smoked cheese tomato fondue. The restaurant's two signature dishes are the Cobb salad, invented in the 1930s by Bob Cobb, then-owner of the original Brown Derby, and the excellent grapefruit cake with cream cheese frosting.

Hollywood Blvd. ☎ 407-939-3463. www.disneyworld.com. *Advanced Dinner Reservations recommended. Main courses: Lunch \$14–\$22, dinner \$18–\$30. AE, DC, DISC, MC, V. Open: Daily 11 a.m. until park closing.*

House of Blues

\$\$–\$\$\$ Downtown Disney AMERICAN

Inside this Louisiana clapboard building, you find hearty portions of down-home Southern food served in an atmosphere literally pulsing with rhythm and blues. Exceedingly crowded on days of big concerts, the music in the nightclub next door is as much a draw as the food. Funky folk art with a voodooish feel covers the rustic walls from floor to ceiling. The back patio has seating and a nice view of the bay. Foodwise, the spicy Creole jambalaya (shrimp, chicken, ham, and andouille sausage) and pan-seared voodoo shrimp are good bets. Sunday's **Gospel Brunch** is a ton of foot-stomping fun, with plenty of Southern favorites like chicken jambalaya, cornbread, and BBQ chicken alongside breakfast staples including omelets, sausage, and bacon. Brunch is the only time you can make reservations, and it sells out fast, so make them early.

See map p. 136. Located under the old-fashioned water tower at Disney's West Side. ☎ 407-934-2583. www.hob.com. *Reservations not accepted (except for Gospel Brunch). Main courses: \$10–\$27, pizza and sandwiches \$10–\$11; brunch \$32.50 adults, \$16.25 kids 3–9. AE, DISC, MC, V. Open: Mon–Sat 11 a.m.–2 a.m., Sun brunch 10:30 a.m.–1 p.m.*

Il Mulino New York Trattoria

\$\$\$ Walt Disney World Resorts ITALIAN

Il Mulino, a chic Italian eatery (the original is a favorite New York City hotspot for over 25 years), features an extensive and tasty menu filled with fresh pastas, meats, and seafood — a sampling of which includes seared red snapper with cherry tomatoes, garlic, pancetta and white wine served over broccoli rabe; sautéed veal scaloppini and prosciutto with spinach and sage served in a white wine sauce; and baby shrimp, clams, mussels, scungilli, and calamari served in a spicy red or garlic white wine sauce. The interior, while warm and welcoming, mixes exposed brick, wood, and stainless giving it a trendier upscale feel. Pricier than most, this is one restaurant best saved for an evening out on the town (without the kids).

See map p. 136. Located at Walt Disney World Swan, 1200 Epcot Resorts Blvd. (off Buena Vista Dr.). ☎ 407-934-1609. www.swandolphin.com. *Reservations recommended. Main courses: \$27–\$46, pizza and pastas \$16–\$32. AE, DC, DISC, MC, V. Open: Daily 5–11 p.m.*

Jiko—The Cooking Place**\$\$–\$\$\$ Walt Disney World Resorts AFRICAN**

The signature restaurant (translation: most expensive) at **Disney's Animal Kingdom Lodge**. **Jiko** has a show kitchen, sporting two wood-burning ovens, and turns out a unique menu of international cuisine with African overtones. Dishes, depending on the season, include Durban curry shrimp, maize-crust and seared Pacific sturgeon, broiled fillet of Arctic char, and Chermoula-roasted Tanglewood chicken. The wine list features an extensive number of South African vintages. If you have an adventurous palate, it's well worth the trip.

2901 Osceola Pkwy., at Disney's Animal Kingdom Lodge. ☎ 407-939-3463. www.disneyworld.com. *Advanced Dining Reservations recommended. Main courses: \$14–\$30. AE, DC, DISC, MC, V. Open: Daily 5:30–10 p.m.*

**Jimmy Buffett's Margaritaville****\$\$ Universal Orlando CARIBBEAN**

The laid-back atmosphere may take you to paradise, but after the Parrot-heads have had enough to drink, the noise can make it hard to hear your tablemates. You have your choice of three watering holes: the **Landshark Bar**, the **12-Volt Bar**, and the **Volcano Bar**, which comes complete with a two-story, margarita-spewing mini mountain. Despite the renowned Cheeseburgers in Paradise (yes, they're on the menu at \$9.95), the food has Caribbean leanings. And although it isn't contending for a critic's choice award, it's fairly tasty. Best bets include jerk chicken, jambalaya, and a Cuban meat loaf survival sandwich that's a cheeseburger of another kind. The **Porch of Indecision** offers the best spot for those with kids along.



Watch your tab. At up to \$9 a pop for margaritas (the mango ones are best), the bill can climb to \$50 or more for a routine lunch.

1000 Universal Studios Plaza, in CityWalk. ☎ 407-224-2155. www.margaritavilleorlando.com. *Reservations not accepted. Main courses: \$9–\$22 (most less than \$15). AE, DISC, MC, V. Open: Daily 11 a.m.–2 a.m.*

**Kim Wu****\$–\$\$ Universal Orlando Area CHINESE**

Tucked away in a shopping-center corner near Universal, you'll find this award-winning favorite, which offers traditional Chinese food done right. Dishes are flavorful and excellently presented. Best of all, most entrees are priced in the single digits. It's been around for over 20 years, and for good reason. Most nights, owner Tom Yuen works the floor greeting guests like family.

See map p. 143. 4904 S. Kirkman Rd. (just a few blocks north of Universal Orlando at the intersection of Kirkman and Conroy). ☎ 407-293-0752. *Reservations not accepted. Main courses: \$4–\$16. AE, DISC, MC, V. Open: Mon–Fri 11:30 a.m.–11 p.m., Sat 4–11 p.m., Sun noon to 11 p.m.*

Le Cellier Steakhouse**\$\$-\$\$\$ Epcot STEAKS**

You'll feel welcome in this cozy steakhouse, which tends to be less crowded — and less manic — than some of Epcot's other restaurants. The dining room resembles a wine cellar; you'll sit in tapestry-upholstered chairs under vaulted stone arches, with lanterns lighting the room. Although it doesn't compete with some of the better outside-world steak-and-chop houses, it has a surprisingly good selection of Midwest, corn-fed beef in the usual cuts. Options include an herb-crusted prime rib with a veal demi glacé, and seared king salmon with a maple and ginger glaze, among others. Wash your meal down with Canadian wine or beer, or for an after-dinner treat, a sweet Canadian ice wine.

See map p. 141. In *Canada Pavilion, World Showcase*. ☎ 407-939-3463. www.disneyworld.com. *Advanced Dining Reservations recommended. Main courses: Lunch \$10–\$22, dinner \$16–\$28. AE, DC, DISC, MC, V. Open: Daily 11:30 a.m.–3 p.m. and 4 p.m. to park closing.*

Les Chefs de France**\$\$-\$\$\$ Epcot FRENCH**

Three famous French chefs — Paul Bocuse, Roger Vergé, and Gaston LeNotre — concocted the menu at this restaurant, which serves respectable fare that's far better than the usual theme-park offerings. The Art Nouveau interior is agleam with mirrors and candelabras, and etched-glass and brass dividers create intimate dining areas. Dinner entrees include grilled tenderloin of beef with a black pepper sauce, potato gratin, and green beans, and roasted perch with lobster mousse, potato scales on sautéed fennel, and a lobster reduction. The sauces tend to be on the lighter side than at most traditional French restaurants. The restaurant also offers a substantial wine list.

See map p. 141. In *France Pavilion, World Showcase*. ☎ 407-939-3463 or 407-827-8709. www.disneyworld.com. *Advanced Dining Reservations suggested. Main courses: Lunch \$10–\$20, dinner \$17–\$30. AE, DC, DISC, MC, V. Open: Daily noon to 3:30 p.m. and 5 p.m. until 1 hour before park closing.*

Liberty Tree Tavern**\$\$-\$\$\$ Magic Kingdom AMERICAN**

This sit-down restaurant's 18th-century colonial-pub atmosphere (period music plays and the décor features antiques, oak-plank flooring, and a huge fireplace filled with copper pots) and good service help make it one of the better places to dine in the Magic Kingdom, but few will be compelled to visit a second or third time. Lunch offers a la carte service with seafood and sandwiches, while dinner gives you a character buffet (see "Dining with Disney Characters" later in this chapter for more about the character meal) and a meal of basic yet traditional American favorites including roast turkey, carved beef, smoked pork loin, mashed potatoes,

stuffing, and macaroni and cheese along with all the trimmings. **Note:** Even though it's a tavern of sorts, you won't find alcohol served here.

See map p. 136. In Liberty Square. ☎ 407-939-3463. www.disneyworld.com. Advanced Dining Reservations recommended. Main courses: Lunch \$11–\$16; dinner buffet \$28 adults, \$13 kids 3–11. AE, DC, DISC, MC, V. Open: Daily 11:30 a.m.–3 p.m. and 4 p.m. until park closing.

DropBooks



Little Saigon

\$ Downtown Orlando VIETNAMESE

Situated in the heart of a tiny Vietnamese neighborhood, this ethnic eatery has been open since 1987 and thrives on regulars from the community. The menu offers everything from appetizers to noodle dishes to stir-fries that mix-and-match pork, beef, seafood, and vegetables. The combo plates are a particularly good deal. Service and attention depend on the traffic. Order food by number; if you need a description of a dish, you may need to ask the manager, whose English is better than that of some of the servers. Don't miss the summer rolls with peanut sauce.

See map p. 151. 1106 E. Colonial Dr., just east of I-4 on Hwy. 50. ☎ 407-423-8539. Reservations not accepted. Main courses: Lunch under \$5, dinner \$5–\$10. AE, DISC, MC, V. Open: Daily 10 a.m.–9 p.m.



Lotus Blossom Café

\$ Epcot CHINESE

This recently refurbished open-air café offers familiar favorites much like what you find in Chinese restaurants located in mall food courts. Expect slightly above fast-food-quality veggie stir-fry, beef noodle soup, sesame chicken salad, potstickers, egg rolls, and other similar fare. The outdoor (though covered) seating is refreshing. You can buy Chinese beer and wine as well. Quality aside, it's still a bargain in pricey Epcot.

See map p. 141. In China Pavilion, World Showcase. ☎ 407-939-3463. www.disneyworld.com. Advanced Dining Reservations not accepted. Main courses: \$4–\$8. AE, DC, DISC, MC, V. Open: Daily 11 a.m. to park closing.



Manuel's on the 28th

\$\$\$ Downtown Orlando INTERNATIONAL

Manuel's is, literally, the pinnacle of elegance, situated in a posh, panoramic enclave on the 28th floor of a downtown bank building. Come here for a stunning after-dark view of the sparkling, sprawling metropolis that Orlando has become. To make sure you don't miss out on the view, the dining room has floor-to-ceiling windows. The best news: The food matches the scenery. The dozen or more appetizers and entrees hit high notes with duck, lamb, Ahi tuna, lobster, and filet mignon. One popular dish is miso-marinated Chilean sea bass. The service is very professional, and the restaurant has a great wine list.

See map p. 151. 390 N. Orange Ave., in the Nations Bank Building. ☎ 407-246-6580. www.manuelsonthe28th.com. Reservations required. Main courses: \$26–\$45; fixed price \$55, with wine pairing \$75. AE, DC, DISC, MC, V. Open: Tues–Sat 6–10 p.m. *disc lets recommended for men.*

Marrakesh

\$\$–\$\$\$ Epcot MOROCCAN

For a spot of romance and truly authentic flavor, head for Marrakesh. Of all the **World Showcase** restaurants, this venue best typifies the international spirit of the park. Hand-laid mosaics in intricate patterns set the scene for lavish North African dining, complete with belly dancers. Marrakesh uses a long list of spices, including saffron, to enhance flavorful specialties. Most entrees come with the national dish, couscous (steamed semolina with veggies and sometimes other embellishments). Good bets include a marinated shish kebab of lamb roasted in its own juices, and a seafood medley.

See map p. 141. In Morocco Pavilion, World Showcase. ☎ 407-939-3463. www.disneyworld.com. Advanced Dining Reservations recommended. Main courses: Lunch \$17–\$21, dinner \$20–\$32, prix fixe \$25–\$40. AE, DC, DISC, MC, V. Open: Daily noon to park closing.

Ming Court

\$\$–\$\$\$ International Drive Area CHINESE

Dine in a romantic setting, graced by lotus ponds filled with colorful koi while you're entertained by — get this — zither music. One of O-Town's favorite Chinese restaurants, and rated as one of the country's best, the Ming Court lets you rub elbows with more locals than tourists thanks to innovative twists on traditional cuisine. The flavors are delicate and fresh. Try the grilled filet mignon with Szechuan seasoning or the lightly battered and deep-fried chicken breast with lemon-tangerine sauce. Portions are sufficient, there's a moderate wine list, and the service is excellent.

See map p. 143. 9188 International Dr. (between Sand Lake and Beeline Expressway). ☎ 407-351-9988. www.ming-court.com. Reservations recommended. Main courses: Lunch \$7–\$13, dinner \$13–\$36. AE, DC, DISC, MC, V. Open: Daily 11 a.m.–2:30 p.m. and 4:30–11:30 p.m.

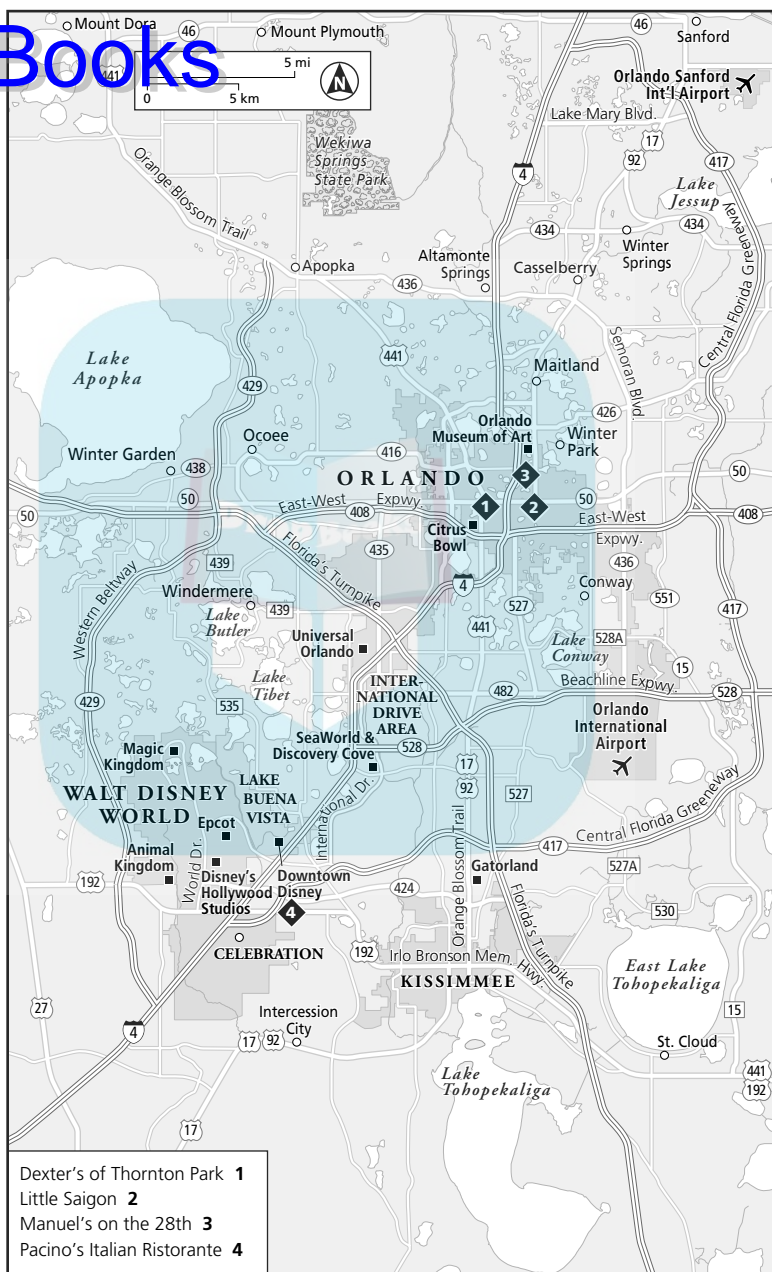
Nine Dragons Restaurant

\$\$–\$\$\$ Epcot CHINESE

Nine Dragons shines in the décor department with carved rosewood paneling and an amazing dragon-motif ceiling. But the food doesn't match its surroundings, and portions tend to be smaller than what most expect in a Chinese restaurant. Main courses feature Mandarin, Shanghai, Cantonese, and Szechuan cuisines. The dishes include spicy beef stir-fried with squash in sha cha sauce, lightly breaded lemon chicken, and a casserole of lobster, shrimp, and scallops sautéed with ginger and scallions. You can

Dining Elsewhere in Orlando

DropBooks



order Chinese or California wines with your meal. Refurbishments are planned for 2008 that include the addition of an exhibition kitchen.

See map p. 141. In *China Pavilion, World Showcase*. ☎ 407-939-3463. www.disneyworld.com. *Advanced Dining Reservations recommended. Main courses: Lunch \$3–\$20, dinner \$3–\$29, sampler for two \$29–\$44, for four \$60. AE, DC, DISC, MC, V. Open: Daily 11:30 a.m. until park closing.*

'Ohana

\$\$\$ **Walt Disney World Resorts** PACIFIC RIM

This restaurant is a hit in the fun department, but the decibel level can climb pretty high. Servers will address you as “cousin” — 'Ohana means “family” in Hawaiian. As your luau is prepared over an 18-foot fire pit, the staff keeps your eyes and ears busy. A storyteller is followed by coconut races in the center aisle, and then you can find out how to shake your booty during a hula lesson. Soon after you're seated, the feeding frenzy begins in rapid succession. (Ask your waiter to slow down if the pace is too fast.) Included in the set menu is a variety of skewers (think shish kebab), including turkey, shrimp, steak, and pork with veggies, stir-fried rice, and more. You'll also find lots of trimmings and a full bar with limited wine selections (tropical alcoholic drinks cost extra).



Ask for a seat in the main dining room or you won't get a good view of the entertainment.

See map p. 136. 1600 Seven Seas Dr., at Disney's Polynesian Resort. ☎ 407-939-3463 or 407-824-2000. www.disneyworld.com. *Advanced Dining Reservations strongly recommended. Set-price menu: \$26 adults, \$12 kids 3–9. AE, DC, DISC, MC, V. Open: Daily 5–10 p.m.*

Pacino's Italian Ristorante

\$–\$\$\$ **Kissimmee** ITALIAN

The ceiling of this restaurant contains fiber optics that create an aura of dining under the stars, but try the patio if you want the real thing. Some servers can be a little aloof, but the price and taste make up for it. Pacino's serves thick, juicy veal chops that are usually fork tender, a challenging 32-ounce porterhouse steak, and *frutti di mare* (shrimp, calamari, clams, and scallops sautéed with white wine and herbs and heaped onto a mound of linguine).

See map p. 151. 5795 W. Hwy. 192/Irlo Bronson Memorial Pkwy. (2 miles east of I-4). ☎ 407-396-8022. www.pacinos.com. *Reservations accepted. Main courses: \$8–\$32 (most are less than \$20). Pizzas: \$9–\$12. AE, MC, V. Open: Daily 4 p.m. to midnight.*

The Palm Restaurant

\$\$–\$\$\$\$ **Universal Orlando** AMERICAN

This location is the 23rd member of a chain started more than 75 years ago in New York, and the food is good, if overpriced. The décor leans toward the upscale supper clubs of the '30s and '40s, and the walls are

lined with caricatures of celebrities. Beef and seafood headline a menu that features a 36-ounce New York strip steak for two and a 3-pound Nova Scotia lobster. Smaller appetites and budgets can feast on salmon or veal chops. Validated parking is available.

See map p. 143. 500 Universal Blvd., in the Hard Rock Hotel. ☎ 407-503-7256. www.thepalm.com. Reservations recommended. Main courses: \$20–\$52 (many less than \$30). AE, DC, DISC, MC, V. Open: Mon–Thurs 5–10 p.m., Fri–Sat 5–11 p.m., Sun 5–9 p.m.

Pastamoré Ristorante & Market **\$\$ Universal Orlando ITALIAN**

This family-style restaurant greets you with display cases brimming with fresh mozzarella and other goodies lurking on the menu. Italian artifacts are scattered about, and the kitchen is open, allowing you a view of the cooks at work. The antipasto primo is a meal in itself. The mound includes bruschetta, melon con prosciutto, olives, tomatoes caprese, fresh mozzarella, a medley of Italian cold cuts, and more. The menu also has traditional features such as veal Marsala, chicken parmigiana, shrimp scampi, fettuccine Alfredo, lasagna, and pizza. The restaurant has a basic beer and wine selection. The Marketplace Café, with a lighter menu of breakfast fare and sandwiches, serves from 8 a.m. to 2 a.m.

1000 Universal Studios Plaza, in CityWalk. ☎ 407-363-8000. www.universalorlando.com. Reservations accepted. Main courses: \$11–\$19. AE, DISC, MC, V. Open: Daily 5 p.m. to midnight.

The Plaza Restaurant **\$\$–\$\$ Magic Kingdom AMERICAN**

This intimate 19th-century-inspired restaurant, located at the end of Main Street, offers a respite from the Magic Kingdom crowds — and the world's best hot-fudge sundae. If you insist on a meal before dessert, the menu offers tasty, but pricey, burgers, hot and cold sandwiches (try the Reuben or the double-decker hot roast beef), salads, and milkshakes. You can eat inside in an Art Nouveau dining room or on a veranda overlooking Cinderella Castle.

See map p. 136. On Main Street. ☎ 407-939-3463. www.disneyworld.com. Advanced Dining Reservations recommended. Main courses: \$10–\$12, ice cream \$4–\$6. AE, DC, DISC, MC, V. Open: Daily 11 a.m. until park closing.

Portobello Yacht Club **\$\$–\$\$\$\$ Downtown Disney ITALIAN**

The pizzas here go beyond the routine to *quattro formaggio* (with four cheeses) and *margherita* (basil, plum tomatoes, and mozzarella). But it's the less-casual entrees that pack people into this place. On the menu, you may find a wood-roasted Atlantic salmon or pasta with Alaskan king crab, scallops, shrimp, and clams in light wine sauce. Situated in a gabled Bermuda-style house, Portobello's awning-covered patio overlooks Lake

Buena Vista. Its cellar is small, but there's a nice selection of wines to match the meals.

See map p. 136. 1650 Buena Vista Dr., in Pleasure Island. ☎ 407-934-8888. www.levyreservations.com. Advanced Dining Reservations recommended. Main courses: \$3–\$56; pizzas \$9–\$11. AE, DISC, MC, V. Open: Daily 11:30 a.m.–3 p.m. and 5–11 p.m.

DropBooks



Rainforest Café

\$\$–\$\$\$ Downtown Disney and Animal Kingdom AMERICAN

Set amid a jungle with tropical sounds of birds and waterfalls, this place is a hit with kids! The food's pretty respectable (with an extensive menu), but it's really the décor that makes this restaurant. As its name suggests, entering the Rainforest Café is like walking into a jungle — lifelike silk plants, chattering animatronic monkeys and elephants, the occasional rain and thunder rumblings. Fun dishes include Caribbean Coconut Shrimp (with a sweet mango sauce), and Maya's Mixed Grill (ribs, chicken breast, and shrimp), but there are just too many to list. The bar stools resemble zebras, giraffes, and other wild-and-crazy critters.



Don't even think of showing up here without an Advanced Dining Reservation, or you could end up waiting hours to get in. Also be aware that you have to walk right by the souvenir shop to dine, so keep little heads turned to the left if you can.

See map p. 136. 1800 E. Buena Vista Dr., in Downtown Disney Marketplace. ☎ 407-827-8500. Second location outside the entrance to Animal Kingdom. ☎ 407-938-9100. www.rainforestcafe.com. Advanced Dining Reservations strongly recommended. Main courses: \$11–\$40 (most less than \$25). AE, DISC, MC, V. Open: Downtown Disney Sun–Thurs 10:30 a.m.–11 p.m., Fri–Sat 10:30 a.m. to midnight; Animal Kingdom daily 8:30 a.m.–6:30 p.m.

Rose & Crown Dining Room

\$\$ Epcot BRITISH

Visitors from the U.K. flock to this spot for a taste of home. The Rose & Crown has dark-oak wainscoting, a beamed Tudor ceiling, English folk music, and some spirited servers. Dine on such traditional dishes as fish-and-chips wrapped in newspaper, bangers and mash, grilled steak, cottage pie, and warm bread pudding. On the lighter side, bar food includes sausage rolls, a grilled London broil sandwich, and a Stilton cheese and fruit plate. You can order ale, lagers, and stouts by the pint or (designated-driver alert!) half-yard. The pub has an ale warmer to make sure Guinness is served at 55°F, just as its British guests prefer. If you only want to grab a pint or a snack at the bar, you don't need Advanced Dining Reservations.



The restaurant's outdoor seating (weather permitting) offers a fantastic view of **IllumiNations** (see Chapter 13 for more information), making this an excellent spot for a late dinner. These seats are first-come, first served, so ask the hostess when you arrive if a patio table is available.

See map p. 141. In United Kingdom Pavilion, World Showcase. ☎ 407-939-3463. www.disneyworld.com. Advanced Dining Reservations recommended for dining room.

Main courses: Lunch \$12–\$16, dinner \$15–\$24. AE, DC, DISC, MC, V. Open: Daily 11 a.m. until 1 hour before park closing.

DropBooks

Roy's Restaurant
 \$\$–\$\$\$ Dr. Phillips Area PACIFIC RIM

Part of a small Hawaiian restaurant chain, this restaurant has an island theme and an atmosphere that allows for intimate conversation. Menus change often, but entrees may include Hawaiian blackened Island Ahi with spicy soy mustard butter, roasted macadamia nut–crusted mahimahi with a lobster butter sauce, and Hibachi-style grilled salmon with Japanese vegetables and citrus ponzu sauce. Roy's also has a reasonably deep wine list.

See map p. 143. 7760 W. Sand Lake Rd. (1 mile west of I-4). ☎ 407-352-4844. www.roysrestaurant.com. Reservations recommended. Main courses: \$17–\$36. AE, DC, DISC, MC, V. Open: Sun–Thurs 5:30–10 p.m., Fri–Sat 5:30–10:30 p.m.

Samba Room
 \$\$–\$\$\$ Dr. Phillips Area CUBAN

Given the almost ear-splitting decibel level, this place isn't one where you can whisper sweet nothings and expect to be heard. But if you like loud salsa sounds and an enterprising menu, Samba Room may be the place for you. The kitchen turns out rum-raisin, plantain-crusted mahimahi on coconut rice with mango mojo; *paella* (chicken, mussels, fish, and sausage over rice); and sugar-cane beef tenderloin with chipotle mashed potatoes and mushroom *sofrito*. A patio offers alfresco dining.

See map p. 143. 7468 W. Sand Lake Rd. (1 mile west of I-4). ☎ 407-226-0550. www.sambaroom.net. Reservations recommended. Main courses: \$9–\$30. AE, DC, DISC, MC, V. Open: Mon–Thurs 11:30 a.m.–10 p.m., Fri–Sat 11:30 a.m. to midnight, Sun 4–10 p.m.

San Angel Inn
 \$\$–\$\$\$ Epcot MEXICAN

It's always night at the San Angel, where you'll eat at one of several romantic candlelit tables located in a hacienda courtyard surrounded by dense jungle foliage. The shadow of a crumbling Yucatán pyramid looms in the distance, and you hear the sound of faraway birds and faint rumblings of the volcano while you dine. The ambience of this restaurant, located inside the Mexico Pavilion, is exotic, and the fare is traditional — that's why you won't find nachos or Mexican pizza on the menu. Entrees currently include *mole poblano* (chicken simmered with more than 20 spices and a hint of chocolate) and *filete motuleño* (grilled tenderloin of beef served over black beans, melted cheese, pepper strips, and plantains). Your drinking options include Dos Equis beer and margaritas. A new Tequila bar opened right nearby, while an expansion of the restaurant itself, including an all-new menu, is slated to be in place by mid-2008.

See map p. 141. In Mexico Pavilion, World Showcase. ☎ 407-939-3463. www.disneyworld.com. Advanced Dining Reservations recommended. Main courses: Lunch \$13–\$19, dinner \$20–\$27. AE, DC, DISC, MC, V. Open: Daily 11:30 a.m. until park closing.

Sci-Fi Dine-In Theater**\$\$ Disney's Hollywood Studios AMERICAN**

Horror flicks too spooky to be scary play on the screen while you dine in a replica of a 1950s Los Angeles drive-in movie emporium, complete with tables ensconced in flashy, chrome-trimmed convertible cars. Fun-loving carhops deliver free popcorn and your meal. Menu items have funny names but are basics such as sandwiches, burgers, chicken, ribs, seafood, pasta, and steaks. The unique atmosphere definitely keeps the crowds and the kids coming.

Near Indiana Jones Epic Stunt Spectacular! ☎ 407-939-3463. www.disneyworld.com. *Advanced Dining Reservations recommended. Main courses: \$11–\$20. AE, DC, DISC, MC, V. Open: Daily 11 a.m. until park closing.*

Spoodles**\$\$ Walt Disney World Resorts MEDITERRANEAN**

Tapas, pizza, and pasta are the main items on the menu at this Mediterranean-style restaurant, which features an open exhibition kitchen and a lively atmosphere. The treats include Mediterranean dips with toasted pita, marinated olives, and almonds, with entrees including oak-fired salmon; pan-roasted fillet of red snapper with saffron couscous, greens, and a spicy tomato sauce; or lemon garlic shrimp linguini with preserved lemons, parsley, and shaved garlic. A respectable wine list and table-side sangria presentations add something special to the evening.



During the height of the summer, Spoodles gets crowded, and the wait can be long, even with Advanced Dining Reservations, so this restaurant isn't a good choice for famished families coming straight from the parks, and it's really not a great choice for families with young kids along either.

See map p. 136. 2101 N. Epcot Resorts Blvd., at Disney's BoardWalk Inn. ☎ 407-939-3463 or 407-939-2380. www.disneyworld.com. *Advanced Dining Reservations recommended. Main courses: Breakfast \$8–\$15, dinner \$18–\$23. AE, DC, DISC, MC, V. Open: Daily 7–11 a.m., noon to 2 p.m., and 5–10 p.m.*

Teppan Edo**\$\$–\$\$\$ Epcot JAPANESE**

At press time, the formerly named Teppanyaki Dining Room was closed amidst a major overhaul, scheduled to reopen as Teppan Edo in the fall of 2007; word has it, however, that the overall dining experience will remain the same. If you've ever been to a Japanese steakhouse, then you know the drill: Diners sit around the large grill-tables while the chefs expertly and quickly dice, slice, stir-fry, and serve your food to your plate with amazing dexterity. Kids especially enjoy watching the chef wield a cleaver and other utensils. Several parties are seated at *teppanyaki* tables, which make for sociable dining, especially for single travelers looking for conversation. Expect the entrees to have chicken, steak, scallops, lobsters, or a combination. Kirin beer, plum wine, and sake are served.

Note: The neighboring Tempura Kiku and the Matsunoma Lounge are being replaced with an all-new sushi-based eatery named Tokyo Dining.

See map p. 141. In Japan Pavilion, World Showcase. ☎ 407-939-3463. www.disneyworld.com. *Advanced Dining Reservations recommended. Main courses: Lunch \$14–\$21, dinner \$16–\$31. AE, DC, DISC, MC, V. Open: Daily 11 a.m. until 1 hour before park closing.*



Todd English's bluezoo

\$\$–\$\$\$\$ Walt Disney World Resorts SEAFOOD

In 2004, celebrity chef Todd English put down roots at the Walt Disney World Dolphin with this restaurant, which serves innovative seafood in an unusually vibrant and upscale setting. The food is served with an artistic flair almost as impressive as the décor. On the entree front, try the miso-glazed Chilean sea bass or the catch of the day roasted on a rotisserie grill. A few non-marine items round out the menu, but the emphasis here is on all dishes aquatic. Shellfish lovers will enjoy the raw bar (just be sure to bring your wallet!).

See map p. 136. 1500 Epcot Resorts Blvd., in the Walt Disney World Dolphin. ☎ 407-93934-1609. www.thebluezoo.com. *Advanced Dining Reservations recommended. Main courses: \$20–\$58. AE, DISC, MC, V. Open: Daily 3:30–11 p.m.*



Victoria & Albert's

\$\$\$\$ Walt Disney World Resorts INTERNATIONAL

The setting is Victorian and a nostalgic reminder that dining out was once a treat to be savored in an evening-filling, relaxed, and stylish manner. The chef works wizardry with food from a diverse marketplace. This restaurant is the most memorable (and memorably expensive) in WDW. But if money's no object, and you're serious about food and romance going hand in hand, head here. The intimate dining room has exquisitely appointed tables. The food is impeccable and presented with a flourish by an attentive and professional staff. (Each table has servers named Victoria and Albert.) The seven-course menu changes nightly. You may begin with roasted duck with candy-striped and golden beets, followed by Monterey abalone with lemon and baby spinach. Then, shrimp bisque may precede an entree such as Australian Kobe-beef tenderloin. English Stilton served with a poached pear sets up desserts such as vanilla-bean crème brûlée and Kona chocolate soufflé. Dinners are 2½- to 3-hour affairs, though the later sitting can run longer. If you want to try the chef's table experience (you actually dine in the kitchen and watch them prepare your meal), be sure to reserve it excruciatingly early (they begin taking Advanced Dining Reservations 180 days in advance). **Note:** I don't recommend this restaurant for children.

See map p. 136. 4401 Floridian Way, in Disney's Grand Floridian Resort & Spa. ☎ 407-939-3463. www.disneyworld.com. *Advanced Dining Reservations required well in advance, especially for the chef's table. Fixed-price menu: \$115 per person, \$175 with wine pairing; chef's table \$165, \$235 with wine. AE, DC, DISC, MC, V. Open: Sept–June, 2 dinner seatings daily, 5:45–6:30 p.m. and 9–9:45 p.m.; July–Aug, 1 seating daily, 6:45–8 p.m.; chef's table 6 p.m. only. Jackets required for men.*

DropBooks

To the Pointe

Pointe Orlando thanks to a recent multimillion-dollar redevelopment, is brimming with outdoor walkways and inviting courtyards lined with shops and upscale eateries — among the area's newest and trendiest. Here are a handful of noteworthy newcomers (all found at the Pointe):

- ✓ **The Capital Grille** (☎ 407-370-4392; www.capitalgrille.com) offers a menu filled with tempting appetizers, dry-aged steaks, hand-carved chops, fresh seafood, decadent desserts, and an extensive wine list combined with impeccable service and elegant yet inviting surroundings. Discerning diners no doubt will appreciate not only a mouthwatering meal (with options including a dry-aged sirloin rubbed with black peppercorns and served in a rich cognac cream and peppercorn sauce, and a seared salmon served in a zesty dill Dijon butter sauce among others) but also a relaxed yet refined and sophisticated atmosphere in which to enjoy it.
- ✓ **Maggiano's Little Italy** (☎ 407-241-8650; www.maggianos.com) brings together New York's Little Italy, Chicago's Taylor Street, South Philly, and Boston's North End with a menu that's filled with authentic home-cooked Italian fare. Specialties include lobster ravioli (a basil and saffron pasta stuffed with fresh lobster meat and served in a light cream sauce), braised beef cannelloni (with asiago and parmesan cheeses), chicken cacciatore (smothered with red wine tomato gravy, mushrooms, roasted peppers, and onions, and served with pappardelle pasta), and more. The warm and inviting atmosphere is casual and relaxed, making you feel as if you've stepping into the neighborhood Italian kitchen — with red-checked tablecloths and family portraits lining the walls.
- ✓ **At Tommy Bahama's Tropical Cafe & Emporium** (☎ 321/281-5888), the eclectic yet elegant décor invokes thoughts of the Pacific Rim, filled with accents of bamboo, palm leaves, beads, and island-esque artwork lining the walls. Those in search of fresh seafood won't have far to look as the menu is filled with island-inspired entrees including macadamia nut-encrusted pink snapper and sautéed jumbo shrimp and scallops in a curry coconut sauce. For those who prefer to dine outdoors, the patio is the place to be — with an ornate stone partition, you'll be able to enjoy a bit of privacy along with your meal.

Wolfgang Puck Café

\$\$-\$\$\$ Downtown Disney AMERICAN

This restaurant's sushi bar, an artistic copper-and-terrazzo masterpiece, delivers some of the best sushi in Orlando. You can eat gourmet pizza, with a thin crust and exotic toppings, on an outdoor patio or inside. Upstairs, the main dining room presents a seasonally changing menu that may feature braised duck pappardelle with oven-roasted tomatoes, blanched garlic, thyme, and a duck stock reduction, or shrimp garganelli sautéed with garlic, shrimp stock, and tomato sauce, and tossed with baby arugula, tomato confit, and garganelli pasta. The lower level can be noisy, making

conversation difficult, and the downstairs wait for a table is agonizingly long. Puck's also has a grab-and-go express restaurant that sells sandwiches, pizzas, desserts, and more.

See map p. 136. 492 Buena Vista Dr., in Disney's West Side. ☎ 407-938-9653. www.westsidegrill.com. Advanced Dining Reservations recommended for lower-level dining room. Main courses (upstairs): \$22–\$37, pizzas and sushi \$11–\$35. AE, DC, DISC, MC, V. Daily 11:30 a.m.–11 p.m.



Yachtsman Steakhouse

\$\$–\$\$\$\$ Walt Disney World Resorts STEAKS

Regarded as one of Orlando's top steak-and-chop houses, Yachtsman Steakhouse is a good place to come if you love red meat. You can see the cuts age in a glass-enclosed room, and the exhibition kitchen provides a tantalizing glimpse of steaks, chops, and seafood being grilled over oak and hickory. The décor includes knotty-pine beams, plank floors, and leather-and-oak chairs. Steak options range from an 8-ounce filet to a 12-ounce bourbon-marinated strip to a belly-busting 24-ounce T-bone. A filet and warm-water lobster tail combo tops the price chart. The menu also includes pan-seared sea bass, free-range chicken, and roasted winter squash ravioli among other choices. The Steakhouse is prone to crowds, but most folks say that it's worth the wait.

See map p. 136. 1700 Epcot Resorts Blvd., in Disney's Yacht Club Resort. ☎ 407-939-3463. www.disneyworld.com. Advanced Dining Reservations recommended. Main courses: \$21–\$80. AE, DC, DISC, MC, V. Open: Daily 5:30–10 p.m.

Dining with Disney Characters



The opportunity to chow down with Mickey, Donald, Cinderella, and many of the other major characters is the major dining experience in Orlando.

The 8-and-under crowd usually gets starry-eyed when characters show up to say howdy, sign autographs, pose for photos, and encourage them to eat their broccoli. Character mealtime appearances at Disney parks, attractions, and resorts are incredibly popular. As a result, one-on-one interaction is somewhat brief, so be ready for that Kodak moment or hope a WDW photographer captures it for you (at a premium price).

Character dining at Universal Orlando

Though it's the recognized leader in the category, Disney doesn't have a lock on character dining in Orlando. At **Islands of Adventure**, you can have breakfast with Spider-Man, the Cat in the Hat, and other Marvel and Dr. Seuss characters Thursday through Sunday from park opening to 10:30 a.m. at the Confisco Grille. The cost is \$16 for adults and \$10 for children ages 3 to 9, plus tax and tip. Call ☎ 407-224-4012 for the mandatory reservations.



You may not find a seat when you show up to a character appearance unannounced, so call ☎ **407-939-3463** to make Advanced Dining Reservations as far in advance as possible (these reservations don't lock down a table, but they give you the next available table after you arrive at your appointed time). To take the guesswork out of figuring out how far in advance (60 days? 90? 180?) you need to make an Advanced Dining reservation, head online to the **PS Planning Guide** (www.pscalculator.net). This unofficial site does a very good job of keeping up-to-date on all the rules and reservation windows for every restaurant at Disney. But its best feature is a calculator that allows you to punch in your desired reservation date, and then tells you when the Advanced Dining Reservation window for your chosen restaurant will be open. Best of all, this service is free.

The cost of catching characters

The prices for character meals are much the same, no matter where you're dining (with one exception — Cinderella's Royal Table). Breakfast (most serve it) runs \$19 to \$32 for adults and \$11 to \$22 for children 3 to 9; those that serve dinner charge \$28 to \$40 for adults and \$13 to \$25 for kids. The prices vary a bit, though, from location to location. In general, presentation at all the character meal listings here is high on the fun front but middle-of-the-road when it comes to the food.

Character meals accept American Express, Diners Club, Discover, MasterCard, Visa, and the Disney card. For more information on these meals, check Disney's Web site at www.disneyworld.com.

The most characters money can buy

Although I mention specific characters here, be advised that WDW frequently changes its lineups, so don't promise the kids a specific character or you may get burned. Also, keep in mind that you'll have to *add the price of admission* (and, if you aren't a Disney resort guest, the \$10 parking fee) to meals that are served inside the theme parks. When bringing children to these meals, remember that some of the very young ones may actually end up scared of — and not delighted with — the larger-than-life characters.

Akershus Royal Banquet Hall

Set inside a Disneyfied 14th-century castle, this eatery now features character dining at each meal. Breakfast features American fare (scrambled eggs, French toast, sausage, bacon, and potatoes), while lunch and dinner are served up family-style, offering a smorgasbord of Norwegian specialties (cured salmon with spicy mustard; poached cod; braised lamb and cabbage; and venison stew along with an array of Norwegian breads and cheeses among others) in addition to traditional American fare for the kids. The food is reasonably good, and the staff is friendly. Sweets and sandwiches are available across the courtyard at the **Kringla Bakeri Og Kafe**.

See map p. 141. In Epcot's Norway Pavilion. ☎ 407-939-3463. www.disneyworld.com. Main courses: Breakfast buffet \$23 adults, \$13 kids 3–9; lunch buffet \$25 adults, \$14 kids 3–9; dinner buffet \$29 adults, \$14 kids 3–9. AE, DC, DISC, MC, V. Open: Daily 8:30–10 a.m., 11:40 a.m.–3 p.m., and 4:20–8:30 p.m.

Cape May Café

This delightful, New England–themed dining room offers buffet breakfasts (eggs, pancakes, bacon, pastries, and more) hosted by **Admiral Goofy** and his crew — **Chip 'n' Dale** and **Pluto**. Again, the characters that show up may vary.

See map p. 136. 1800 Epcot Resorts Blvd., in Disney's Beach Club Resort. Character breakfast: \$19 adults, \$11 children. Open: Daily 7:30–11:30 a.m.

Chef Mickey's

The whimsical Chef Mickey's welcomes your favorite cartoon characters twice a day: at buffet breakfasts (eggs, bacon, sausage, pancakes, fruit, and other items) and dinners. (Entrees change daily and are joined by a salad bar, soups, vegetables, and ice cream with toppings.) **Mickey and various pals** are there to meet and mingle.

See map p. 136. 4600 N. World Dr., in Disney's Contemporary Resort. Character breakfast: \$19 adults, \$11 children. Character dinner: \$28 adults, \$13 children. Open: Daily 7:30–11:30 a.m. and 5–9:30 p.m.

Cinderella's Royal Table

This castle — the focal point of the park — is the setting for a character breakfast buffet daily (a variety of breakfast favorites including scrambled eggs, bacon, Danish), and recently began serving a character lunch and dinner (with a choice of appetizer, entree, salad, and dessert from a fixed menu) as well. Princess hosts vary, but **Cinderella** always puts in an appearance and the **Fairy Godmother** joins the celebration for dinner.



Advanced Dining Reservations are a must here, and thanks to the crowds, the most difficult character breakfast to get. If this is a must-do meal, I suggest you begin trying as soon as the reservation window opens up 90 days in advance (call exactly at 7 a.m. and if — lucky you — you get through on your first try, don't get picky about your seating arrangements and dining times). **Note:** At the time you make your Advanced Dining Reservations, your credit card will be charged in full.

See map p. 136. In Cinderella Castle, Magic Kingdom. Character breakfast: \$32 adults, \$22 children. Character lunch: \$34 adults, \$23 children. Character dinner: \$40 adults, \$25 children. Open: Daily 8–10:20 a.m., noon to 3 p.m., and 4 p.m. to park closing.

The Crystal Palace

The real treats here are the characters, **Pooh and his pals**, who are on location throughout the day. The restaurant serves breakfast (eggs, French

toast, pancakes, bacon), lunch, and dinner (a variety of beef, chicken, veggies, kids' favorites, a sundae bar, and more).

See map p. 136. On Main St., Magic Kingdom. Character breakfast: \$19 adults, \$11 children. Character dinner: \$28 adults, \$13 children. Open: Daily 10:30 a.m., 11:30 a.m.–2:45 p.m., and 4 p.m. until park closing.

Donald's Safari Breakfast

Replacing Donald's Breakfastasaurus, previously held at the Restaurantasaurus in Dinoland U.S.A., is an all-you-can-eat buffet of eggs, bacon, French toast, and other favorites at the newly renovated Tusker House in Africa. Donald Duck, Daisy, Mickey, and Goofy are on hand to entertain the little ones while they almost eat. **Note:** This is the only place in Animal Kingdom that offers a character breakfast.

See map p. 136. In Animal Kingdom, Tusker House, Africa. Character breakfast: \$19 adults, \$11 children. Open: Daily from park opening until 10:30 a.m.

Garden Grill

There's a Mom's-in-the-kitchen theme at this revolving restaurant with comfortable, semicircular booths. **Mickey and Chip 'n' Dale** play host to family-style meals with a country theme. (Boy, that Mickey sure gets around.) Lunch and dinner (chicken, fish, steak, vegetables, and potatoes) are served.

See map p. 141. In the Land Pavilion, Epcot. Character lunch: \$21 adults, \$12 children. Character dinner: \$28 adults, \$13 children. Open: Daily 11 a.m.–3 p.m. and 4:30 p.m. until park closing

Garden View Lounge

Every day except Tuesdays and Saturdays, **Princess Aurora** (a.k.a., **Sleeping Beauty**) hosts the **My Disney Girl's Perfectly Princess Tea Party** for all the little princesses. In addition to enjoying tea and cake with Aurora, girls ages 3 to 11 will receive a My Disney Girl collectible doll dressed in a matching Princess Aurora gown, and boys receive a teddy bear fit for a king.

See map p. 136. 4401 Floridian Way, in Disney's Grand Floridian Resort & Spa. \$225 for one adult and one child age 3–11; \$75 each additional adult, \$150 each additional child. Open: Sun, Mon, Wed–Fri 10:30 a.m. to noon.

Liberty Tree Tavern

This colonial-style, 18th-century pub offers character dinners with hosts **Minnie, Goofy, Pluto, and Chip 'n' Dale**. The family-style meals include salad, roast turkey, pork, flank steak, cornbread, and apple crisp with vanilla ice cream.

See map p. 136. In Liberty Square, Magic Kingdom. Character dinner: \$28 adults, \$13 children. Open: Daily 4 p.m. until park closing.

1900 Park Fare

The exquisitely elegant Grand Floridian Resort & Spa hosts character breakfasts (eggs, French toast, bacon, and pancakes) and dinners (prime rib, pork loin, fish, and more) in the festive, exposition-themed 1900 Park Fare. Big Bertha — a 100-year-old French band organ that plays pipes, drums, bells, cymbals, castanets, and the xylophone — provides music. **Mary Poppins**, **Alice in Wonderland**, and **friends** appear at breakfast; **Cinderella and friends** show up for **Cinderella's Gala Feast** at dinner.

See map p. 136. 4401 Floridian Way, in Disney's Grand Floridian Resort & Spa. Character breakfast: \$19 adults, \$11 children. Character dinner: \$29 adults, \$14 children. Open: Daily 7:30–11 a.m. and 5–9 p.m.

'Ohana's Best Friends Breakfast with Lilo & Stitch

Traditional breakfast foods (eggs, pancakes, bacon, and more) are prepared on an 18-foot fire pit and served family-style at this Polynesian-themed restaurant. **Mickey**, **Pluto**, **Lilo**, and **Stitch** appear, and children can participate with musical instruments in a special parade.

See map p. 136. 1600 Seven Seas Dr., in Disney's Polynesian Resort. Character breakfast: \$19 adults, \$11 children. Open: Daily 7:30–11 a.m.

Princess Storybook Dining

Snow White, **Mary Poppins**, **Princess Aurora**, **Pocahontas**, or **Belle** might show up at this character meal (scrambled eggs, French toast, sausage, bacon, and potatoes). Because of its popularity, the restaurant began offering a lunch (lamb, chicken, salmon, veggies, salads, kids' favorites, and dessert) and dinner (lamb, salmon, venison stew, pasta, veggies, salads, and dessert) in addition to breakfast.



Advanced Dining Reservations are a must here, and the second-most difficult to get — every little girl at Disney has to meet her favorite princess. If this is a must-do meal, I suggest you begin trying as soon as the reservation window opens 180 days in advance.

See map p. 141. At Akershus Castle in Epcot's Norway Pavilion. Character breakfast: \$23 adults, \$13 children. Character lunch: \$25 adults, \$14 children. Character dinner: \$29 adults, \$14 children. Open: Daily 8:30–10:10 a.m., 11:40 a.m.–2:50 p.m., and 4:20–8:40 p.m.

Index of Restaurants by Neighborhood

Animal Kingdom

Rainforest Café (American, \$\$–\$\$\$)

Disney's Hollywood Studios

50's Prime Time Café (American, \$\$)

Hollywood Brown Derby (American, \$\$–\$\$\$)

Sci-Fi Dine-In Theater (American, \$\$)

Downtown Disney

Earl of Sandwich (American, \$)

Fulton's Crab House (Seafood, \$\$–\$\$\$)

House of Blues (American, \$\$–\$\$\$)

Portobello Yacht Club (Italian, \$\$–\$\$\$\$)

Rainforest Café (American, \$\$–\$\$\$)

Wolfgang Puck Café (American, \$\$–\$\$\$)

Downtown Orlando

Dexter's of Thornton Park
(International, \$-\$\$)
Little Saigon (Vietnamese, \$)
Mandala on the 28th (International,
\$\$\$)

Dr. Phillips Area

Christini's (Italian, \$\$-\$\$\$)
Roy's Restaurant (Pacific Rim, \$\$-\$\$\$)
Samba Room (Cuban, \$\$-\$\$\$)

Epcot

Coral Reef Restaurant (Seafood,
\$\$-\$\$\$)
Le Cellier Steakhouse (Steaks, \$\$-\$\$\$)
Les Chefs de France (French, \$\$-\$\$\$)
Lotus Blossom Café (Chinese, \$)
Marrakesh (Moroccan, \$\$-\$\$\$)
Nine Dragons Restaurant (Chinese,
\$\$-\$\$\$)
Rose & Crown Dining Room (British,
\$\$)
San Angel Inn (Mexican, \$\$-\$\$\$)
Teppan Edo (Japanese, \$\$-\$\$\$)

International Drive Area

The B-Line Diner (American, \$-\$\$)
Bubbalou's Bodacious BBQ
(American, \$-\$\$)
Café Tu Tu Tango (International,
\$\$-\$\$\$)
Dux (International, \$\$\$)
Ming Court (Chinese, \$\$-\$\$\$)

Kissimmee

Pacino's Italian Ristorante (Italian,
\$-\$\$\$)

Lake Buena Vista

Hemingway's (Seafood, \$\$\$)

Magic Kingdom

Liberty Tree Tavern (American,
\$\$-\$\$\$)
The Plaza Restaurant (American,
\$-\$\$)

Universal Orlando

Bice Ristorante (Italian, \$\$-\$\$\$)
Bob Marley—A Tribute to Freedom
(Caribbean, \$-\$\$)
Emeril's Orlando (New Orleans,
\$\$-\$\$\$)
Emeril's Tchoup Chop (Pacific Rim,
\$\$-\$\$\$)
Jimmy Buffett's Margaritaville
(Caribbean, \$)
The Palm Restaurant (American,
\$\$-\$\$\$)
Pastamoré Ristorante & Market
(Italian, \$)

Universal Orlando Area

Kim Wu (Chinese, \$-\$\$)

Walt Disney World Resorts

Artist Point (Seafood/Steaks, \$\$-\$\$\$)
Boatwright's Dining Hall (New
Orleans, \$-\$\$)
Boma—Flavors of Africa (African, \$)
California Grill (American, \$\$-\$\$\$)
Citricos (French, \$\$\$)
Flying Fish Café (Seafood, \$\$\$)
Il Mulino New York Trattoria (Italian,
\$\$\$)
Jiko—The Cooking Place (African,
\$\$-\$\$\$)
'Ohana (Pacific Rim, \$\$\$)
Spoodles (Mediterranean, \$)
Todd English's bluezoo (Seafood,
\$\$-\$\$\$)
Victoria & Albert's (International,
\$\$\$\$)
Yachtsman Steakhouse (Steaks,
\$\$-\$\$\$)

Index of Restaurants by Cuisine**African**

Bona Flavors of Africa (Walt Disney World Resorts, \$\$)
 Jiko—The Cooking Place (Walt Disney World Resorts, \$\$-\$\$\$)

American

The B-Line Diner (International Drive Area, \$-\$\$)
 Bubbalou's Bodacious BBQ (International Drive Area, \$-\$\$)
 California Grill (Walt Disney World Resorts, \$\$-\$\$\$)
 Earl of Sandwich (Downtown Disney, \$)
 50's Prime Time Café (Disney's Hollywood Studios, \$\$)
 Hollywood Brown Derby (Disney's Hollywood Studios, \$\$-\$\$\$)
 House of Blues (Downtown Disney, \$\$-\$\$\$)
 Liberty Tree Tavern (Magic Kingdom, \$\$-\$\$\$)
 The Palm Restaurant (Universal Orlando, \$\$-\$\$\$)
 The Plaza Restaurant (Magic Kingdom, \$-\$\$)
 Rainforest Café (Downtown Disney and Animal Kingdom, \$\$-\$\$\$)
 Sci-Fi Dine-In Theater (Disney's Hollywood Studios, \$\$)
 Wolfgang Puck Café (Downtown Disney, \$\$-\$\$\$)

British

Rose & Crown Dining Room (Epcot, \$\$)

Caribbean

Bob Marley—A Tribute to Freedom (Universal Orlando, \$-\$\$)
 Jimmy Buffett's Margaritaville (Universal Orlando, \$\$)

Chinese

Kim Wu (Universal Orlando Area, \$-\$\$)
 Lotus Blossom Café (Epcot, \$)

Ming Court (International Drive Area, \$\$-\$\$\$)
 Nine Dragons Restaurant (Epcot, \$\$-\$\$\$)

Cuban

Samba Room (Dr. Phillips Area, \$\$-\$\$\$)

French

Citricos (Walt Disney World Resorts, \$\$\$)
 Les Chefs de France (Epcot, \$\$-\$\$\$)

International

Café Tu Tu Tango (International Drive Area, \$\$-\$\$\$)
 Dexter's of Thornton Park (Downtown Orlando, \$-\$\$)
 Dux (International Drive Area, \$\$\$)
 Manuel's on the 28th (Downtown Orlando, \$\$\$)
 Victoria & Albert's (Walt Disney World Resorts, \$\$\$)

Italian

Bice Ristorante (Universal Orlando, \$\$-\$\$\$)
 Christini's (Dr. Phillips Area, \$\$-\$\$\$)
 Il Mulino New York Trattoria (Walt Disney World Resorts, \$\$\$)
 Pacino's Italian Ristorante (Kissimmee, \$-\$\$\$)
 Pastamore Ristorante & Market (Universal Orlando, \$\$)
 Portobello Yacht Club (Downtown Disney, \$\$-\$\$\$)

Japanese

Teppan Edo (Epcot, \$\$-\$\$\$)

Mediterranean

Spoodles (Walt Disney World Resorts, \$\$)

Mexican

San Angel Inn (Epcot, \$\$-\$\$\$)

Moroccan

Marrakesh (Epcot, \$\$-\$\$\$)

New Orleans

Boatwright's Dining Hall (Walt Disney World Resorts, \$-\$\$)

Emeril's Orlando (Universal Orlando, \$\$-\$\$\$)

Pacific Rim

Emeril's Tchoup Chop (Universal Orlando, \$\$-\$\$\$)

'Ohana (Walt Disney World Resorts, \$\$\$)

Roy's Restaurant (Dr. Phillips Area, \$\$-\$\$\$)

Seafood

Artist Point (Walt Disney World Resorts, \$\$-\$\$\$)

Coral Reef Restaurant (Epcot, \$\$-\$\$\$)

Flying Fish Café (Walt Disney World Resorts, \$\$\$)

Fulton's Crab House (Downtown Disney, \$\$-\$\$\$)

Hemingway's (Lake Buena Vista, \$\$\$)

Todd English's bluezoo (Walt Disney World Resorts, \$\$-\$\$\$)

Steaks

Artist Point (Walt Disney World Resorts, \$\$-\$\$\$)

Le Cellier Steakhouse (Epcot, \$\$-\$\$\$)

Yachtsman Steakhouse (Walt Disney World Resorts, \$\$-\$\$\$)

Vietnamese

Little Saigon (Downtown Orlando, \$)

Index of Restaurants by Price

\$\$\$\$

The Palm Restaurant (American, Universal Orlando)

Portobello Yacht Club (Italian, Downtown Disney)

Todd English's bluezoo (Seafood, Walt Disney World Resorts)

Victoria & Albert's (International, Walt Disney World Resorts)

Yachtsman Steakhouse (Steaks, Walt Disney World Resorts)

\$\$\$

Artist Point (Seafood/Steaks, Walt Disney World Resorts)

Bice Ristorante (Italian, Universal Orlando)

Café Tu Tu Tango (International, International Drive Area)

California Grill (American, Walt Disney World Resorts)

Christini's (Italian, Dr. Phillips Area)

Citricos (French, Walt Disney World Resorts)

Coral Reef Restaurant (Seafood, Epcot)

Dux (International, International Drive Area)

Emeril's Orlando (New Orleans, Universal Orlando)

Emeril's Tchoup Chop (Pacific Rim, Universal Orlando)

Flying Fish Café (Seafood, Walt Disney World Resorts)

Fulton's Crab House (Seafood, Downtown Disney)

Hemingway's (Seafood, Lake Buena Vista)

Hollywood Brown Derby (American, Disney's Hollywood Studios)

House of Blues (American, Downtown Disney)

Il Mulino New York Trattoria (Italian, Walt Disney World Resorts)

Jiko—The Cooking Place (African, Walt Disney World Resorts)



Le Cellier Steakhouse (Steaks, Epcot)
 Les Chefs de France (French, Epcot)
 Liberty Tree Tavern (American, Magic Kingdom)
 Marie's on the 23rd (International, Downtown Orlando)
 Marrakesh (Moroccan, Epcot)
 Ming Court (Chinese, International Drive Area)
 Nine Dragons Restaurant (Chinese, Epcot)
 'Ohana (Pacific Rim, Walt Disney World Resorts)
 Pacino's Italian Ristorante (Italian, Kissimmee)
 Rainforest Café (American, Downtown Disney and Animal Kingdom)
 Roy's Restaurant (Pacific Rim, Dr. Phillips Area)
 Samba Room (Cuban, Dr. Phillips Area)
 San Angel Inn (Mexican, Epcot)
 Teppan Edo (Japanese, Epcot)
 Wolfgang Puck Café (American, Downtown Disney)

\$\$

The B-Line Diner (American, International Drive Area)
 Boatwright's Dining Hall (New Orleans, Walt Disney World Resorts)
 Bob Marley—A Tribute to Freedom (Caribbean, Universal Orlando)

Boma—Flavors of Africa (African, Walt Disney World Resorts)
 Bubbalou's Bodacious BBQ (American, International Drive Area)
 Dexter's of Thornton Park (International, Downtown Orlando)
 50's Prime Time Café (American, Disney's Hollywood Studios)
 Jimmy Buffett's Margaritaville (Caribbean, Universal Orlando)
 Kim Wu (Chinese, Universal Orlando Area)
 Pastamoré Ristorante & Market (Italian, Universal Orlando)
 The Plaza Restaurant (American, Magic Kingdom)
 Rose & Crown Dining Room (British, Epcot)
 Sci-Fi Dine-In Theater (American, Disney's Hollywood Studios)
 Spoodles (Mediterranean, Walt Disney World Resorts)
 Teppan Edo (Japanese, Epcot)

\$

Earl of Sandwich (American, Downtown Disney)
 Little Saigon (Vietnamese, Downtown Orlando)
 Lotus Blossom Café (Chinese, Epcot)

DropBooks



Part IV

DropBooks Exploring Walt Disney World

The 5th Wave

By Rich Tennant



“I know these are your character’s names, but when you’re around guests at the theme park, you’re neither sleepy, dopey, nor grumpy.”

DropBooks

In this part . . .

I have some great news for you: You're going to visit the "Happiest Place on Earth." And now for the bad news: If you neglect to plan ahead, you may just be the unhappiest person there.

In an average year, more than 43 million people find their way to Disney's four major theme parks, and all are determined to ride the same rides and eat in the same restaurants as you — sometimes it seems as if all at the same time! You'll have much more fun if you arrive knowing which parks and attractions are best suited to your tastes and which places aren't worth the effort. In this part, I guide you through matching up the parks' features to your liking so that you can decide where you want to spend the majority of your time.

Chapter 11

DropBooks Getting Acquainted with Walt Disney World

In This Chapter

- ▶ Familiarizing yourself with the Disney parks
- ▶ Getting to and around the Disney empire
- ▶ Pricing the cost of your visit
- ▶ Maximizing your fun and minimizing your wait
- ▶ Getting around the crowds

The first time I made a pilgrimage to the Magic Kingdom, I wandered in slack-jawed awe among the many marvels of Mickeyville.

Today, I marvel at a different wonder: growth. Walt Disney's legacy has exploded in the last three decades. It has truly become a world unto itself, with four theme parks, nearly a dozen smaller parks and attractions, clubs, hotels, restaurants, shopping districts, its own transit system, and two cruise ships. It's enough to fog your brain, but that's why I'm here — to defog and demystify the planning process.

In this and the next several chapters, I introduce you to the parks, tantalize you with ride descriptions, and offer you some suggested itineraries. With many thanks to my own children and those of my sisters and friends, I also use a special rating system to give you a kid's view ("Kid Rating") of the rides and shows in the parks. My reviews are based on those of my children: Ryan (14), Austin (12), Nicolas (10), Hailey (8), and Davis (6).

Introducing Walt's World

Disney's four main theme parks line the western half of this 30,500-acre world. The Magic Kingdom is the original attraction; with over 16 million visitors in 2006, it was busier than any other U.S. theme park. Epcot was third busiest with 10.4 million visitors, followed by Disney's Hollywood Studios at 9.1 million, and Disney's Animal Kingdom with just over 6 million. (In case you're wondering, Disneyland, in California, holds the number-2 slot.) Here's a quick look at what you can find in all four Disney parks:

DropBooks

✓ **Magic Kingdom:** Built as Disney's flagship park, the Magic Kingdom is divided into seven themed lands. They're laid out like the spokes of a wheel, with the park's icon — **Cinderella Castle** — at the hub. Anyone with kids, or who is just young at heart, needs to give the Magic Kingdom at least one full day. It offers more for young children than any other Orlando theme park, but it has broad appeal for first-timers and Disney fans, too. If you fall into these categories, I recommend two days or more, provided you have the time and the budget. (See Chapter 12 for more details about the Magic Kingdom.)

✓ **Epcot:** Built as an exposition of human achievement and new technology (albeit a somewhat commercialized version), Epcot is symbolized by **Spaceship Earth**, an attraction often described as "that big silver golf ball." **Future World**, the first of Epcot's two sections, has innovative exhibits and rides. This part of the park is also home to three of Disney's newest rides: **The Seas with Nemo & Friends**, **Soarin'**, and **Mission: SPACE**. The far end of the park, **World Showcase**, consists of a lagoon surrounded by pavilions showcasing the cultures of 11 countries. Allowing two days for the shows, rides, shops, and ethnic restaurants in Epcot is a good idea. (See Chapter 13 for more details about Epcot.)



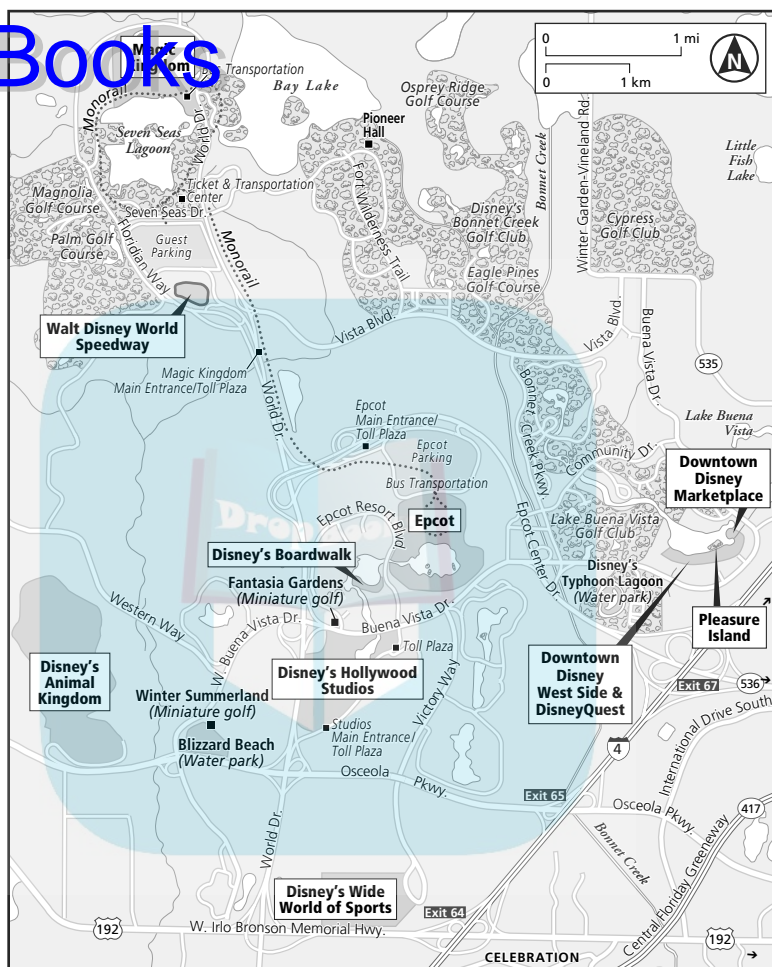
This park is the least attractive for younger children, but the best one for inquiring minds and those who appreciate the world's unique cultures (as well as ethnic dining; see Chapter 10).

✓ **Disney's Hollywood Studios:** This showbiz-themed park is reminiscent of the Tinseltown of the 1930s and 1940s. It blends working studios with shows such as **Lights, Motors, Action! Extreme Stunt Show** and **Indiana Jones Epic Stunt Spectacular!**, as well as thrill rides such as the **Twilight Zone Tower of Terror** and **Rock 'n' Roller Coaster Starring Aerosmith**. Young kids will find plenty of cool things to occupy their time here; though they won't be able to ride the park's two biggest thrillers, they can definitely hop aboard **Toy Story Mania**, an all-new interactive midway-style ride (think Buzz Lightyear's Space Ranger Spin with a twist) that makes its debut in 2008. And best of all for the foot-weary: You can tackle this part of WDW in only one day, and a more relaxed one at that. (See Chapter 14 for more details about Disney's Hollywood Studios.)

✓ **Disney's Animal Kingdom:** The newest Disney kid on the block is symbolized by the 14-story **Tree of Life**, which is to this park what Cinderella Castle is to the Magic Kingdom. At this park, guests explore mysteries of Asia, the African savanna, and even the age of the dinosaur. Shows include **Finding Nemo—The Musical** (Disney's newest production), the **Festival of the Lion King**, and **It's Tough to be a Bug!** You can also find rides such as **Expedition Everest—Legend of the Forbidden Mountain**, **Kilimanjaro Safaris**, and **DINOSAUR**. You won't have trouble touring this park in one day, but keep in mind that this park is best seen early in the day. (See Chapter 15 for more details about Disney's Animal Kingdom.)

Walt Disney World Parks and Attractions

DropBooks



Have time for more?

In addition to the big four, a few other parks and attractions round out the Disney empire (I give you more info about these in Chapter 16):

- ✔ **DisneyQuest** is a whole lot more than just a fancy video arcade. It's a virtual-reality world unto itself, with top-flight games and simulators that put the game consoles you have at home to shame.
- ✔ **Disney's Wide World of Sports Complex** is a 240-acre complex filled with an array of state-of-the-art sports facilities for football,

DropBooks

soccer, baseball, softball, and other sports and activities. At the interactive **Multi-Sports Experience**, guests can participate in a variety of challenges that put their skills to the test. The complex also has a 7,500-seat baseball stadium that's the spring training home of the Atlanta Braves.

- ✔ **Walt Disney World Speedway** has a stock-car-racing track that serves as host to the **Richard Petty Driving Experience**, where you can either drive a car or ride shotgun at 145 mph. (If you're from Talladega or Darlington, you probably can do that in your sleep.)
- ✔ **A pair of themed miniature golf courses** with whimsical décor schemes (think "Santa goes to the beach" and "Disney classic film comes alive") entertain even as they challenge putters with all-too-realistic water hazards and tricky sand traps. To visit Santa in all his sunny glory, head for **Disney's Winter Summerland Miniature Golf Course**; for Mickey's sorcerer's hat and dancing hippos, take your putter to **Fantasia Gardens Miniature Golf Course**.
- ✔ **Two splashy parks** let you float along lazy streams, scream down gravity-defying water slides, and more. They're especially appealing in summer, when the heat and humidity are above 90°F and 90 percent, respectively. Kids and adults alike will enjoy cooling off at **Blizzard Beach** and **Typhoon Lagoon**.

Planet Disney also has several shopping (see Chapter 17) and nightlife (see Chapter 25) venues. For example:

- ✔ **Disney's BoardWalk** is a good place to stroll along the waterfront, dine, dance, or catch a game in the sports bar.
- ✔ **Downtown Disney** comprises **Pleasure Island**, an adult nightclub district; **Downtown Disney Marketplace**, which features dining and shopping; **Downtown Disney West Side**, with shopping, dining, **Cirque du Soleil**, and the **House of Blues**; and **DisneyQuest**, a high-tech, interactive video arcade.

You can get additional information about all WDW properties by calling ☎ **407-934-7639** or visiting www.disneyworld.com.

Want to go behind the scenes?



If you'd like an insider's look at how the Wizards of Diz make magic, **behind-the-scenes tours** are the way to go. So many options are available (14 in fact) that the Disney folks sometimes have trouble remembering them all. Reservations are recommended, and, in many cases, essential, for these tours. Call ☎ **407-939-8687** to make your reservations.



Note: Unless otherwise noted, you have to pay park admission, currently \$71 for adults and \$60 for kids 3 to 9, in addition to the price for a behind-the-scenes tour. But ticket prices, times, and tours change often, so check before your trip by calling Disney's tour line at ☎ **407-939-8687**. For

those up to the task, not to mention the price tag, you can arrange for a custom tour by calling ☎ **407-560-4033**. Photo IDs are required at check-in for all tours.

DropBooks

Here's a sampling of the best offerings:



- ✔ **Backstage Magic:** At the top of the price chain — \$199 per person — Backstage Magic is a seven-hour, self- and bus-propelled tour through areas of Epcot, the Magic Kingdom, and Disney's Hollywood Studios that aren't seen by mainstream guests. If you must know how things work, this tour is for you. You may see mechanics repairing and building animatronic beings, and you venture into Magic Kingdom tunnels that aren't only work areas but also paths for the cast to get from one place to another without fighting tourist crowds. Tours are offered at 9:45 a.m. weekdays and are limited to 20 adults (age 16 or older), so book as early as possible. (Disney recommends at least two months in advance.) Lunch is included. *Park admission is not required.*
- ✔ **Disney's Family Magic Tour:** This two-hour scavenger hunt brings you face to face with Disney characters at the Magic Kingdom. All ages are welcome, the cost is \$27, and park admission is required. Tours kick off at 11:30 a.m. daily outside City Hall, but you need to book in advance.
- ✔ **Disney's Keys to the Kingdom Tour:** Receive a 4½-hour orientation to the Magic Kingdom and a glimpse into the high-tech systems behind Mickey's magic. Tours cost \$60 for ages 16 and older, and park admission is required. Tours start at 8:30 a.m., 9:30 a.m., and 10 a.m. daily.

Palling around with Mickey

Pal Mickey is a talking, 10½-inch-tall, stuffed, digital Mickey Mouse who serves as a semi-amusing novelty guide to the Disney parks, telling guests about parades, show-times, and so on when activated. Designed for kids, he nevertheless gets toted around by adults, too. (Pal Mickey comes with an attachable belt clip, and most grown-ups, much to the amusement of their kids, often get confused and go for their pagers when he vibrates to let them know he has a message for them.) His computer chip picks up wireless signals throughout the park and dispenses pertinent fun and facts; after you leave the park, a few corny jokes and silly songs are all that's left of his repertoire. Pal Mickey operates on three AA batteries — they're included! — and dispenses more than 700 bits of wisdom. He's available for purchase (\$65) inside all Disney resort gift shops and at select stores inside the theme parks. For that much money, I'd prefer the real Mickey to show me around instead of his little electronic brother, but at least you can take him home.

Finding Your Way to the Fun

DropBooks

The Disney exits on Interstate 4 are clearly marked (though the exit numbers periodically change thanks to construction). You can't miss the exits if you close your eyes.



Interstate 4 is woefully crowded, especially during rush hour (7–9 a.m. and 4–6 p.m. daily). In addition to the thousands of people heading for a day at the parks, thousands of locals are heading to work, so remember to factor possible delays into your time schedule.

Parking in the Disney theme-park lots costs \$10 per day (unless you're a WDW resort guest, and then it's free) and is a snap. Just do what the people in the yellow-striped shirts ask you to do. In the Size-XXXL Magic Kingdom lot, you'll probably want to ride the tram to the front gate. (The trams are a hoot — the seats are made out of petrified plastic, so if you lack posterior padding, you'll probably remember the ride for a while. And don't forget a jacket if you plan on making a day of it; the ride back to your car at night can make you feel like you're one of those frozen Mickey pops.)

Getting from the parking lot to the action can take up to an hour at the Magic Kingdom, so be patient as you begin the day. The first stop after the tram ride is the **Transportation & Ticket Center**, where you transfer to the monorail or the ferry to get to the park.



At Epcot, Disney's Hollywood Studios, and Animal Kingdom, trams are available, but walking can be faster — unless you have small children or sore feet — if you're parked in the front half of the lot.



Don't forget to make a note of your parking area, including your row and space number, or you may end up on an unfortunate scavenger hunt when you leave the park. After a day spent standing in lines, listening to screaming kids, and being tapped out by cash registers, you'll have a hard time remembering your name, not to mention where you parked. And the odds are that at least a few of the cars in the lot will be clones of your own, making yours that much harder to spot.

If you don't have a car, or prefer to skip the drive, many area accommodations offer shuttles that are sometimes free but can also carry a fee. (Check the listings in Chapter 9 for hotels that offer shuttle service.)

Traveling within the World

If you're staying at a WDW resort, you can take the **Disney Transportation system** to get to the parks. The system also serves Downtown Disney, Typhoon Lagoon, Blizzard Beach, Pleasure Island, and Disney's Wide World of Sports. It's a thorough network that includes buses, monorails, ferries, and water taxis serving the major parks from two hours prior to

opening until two hours after closing. On the downside, it doesn't always offer direct routes, and moving between locations can make for a long and complicated journey. For more about the pros and cons of using the transportation system, see Chapter 8. Disney properties also offer transportation to other theme attractions, but you have to pay for it.

DropBooks



Ask at the **Guest Relations** desk in your hotel or at the theme parks for a copy of the **Guide to Everything Disney**, which includes a map of the entire WDW Resort. The map shows you everything in the empire and though it lacks much of the detail of the now out-of-print Disney Transportation Guide Map, with a bit of help from a cast member, you can get an idea of where your hotel is in relation to places that you want to visit. You can also look at the map of WDW's areas in this chapter to help orient yourself.

Preparing for Park Admission Costs

The number of admission options — from one-day to multiday tickets — offered at Walt Disney World is staggering, and they're all expensive. The option that works best for you depends on the number of days you plan to spend in the parks, what parks and attractions you want to see, and whether you're staying at a WDW resort.



Disney's new **Magic Your Way** ticketing system is designed to save you money the longer you stay and play and allows you to add on several optional features. Most people get the best value from four- and five-day Magic Your Way passes with the **Park Hopper Option** added on, which, as the name implies, lets you move from park to park on the same day. You can add Park Hopper privileges to a single-day admission pass, but the price tag for a single-day ticket with Park Hopper privileges is staggering.

If you plan on visiting Walt Disney World more than once during the year, inquire about the **No Expiration Option** or money-saving annual passes (\$448–\$579 adults, \$395–\$510 children 3–9). For Magic Your Way ticket prices, see Table 11-1; for other WDW ticket prices, see Table 11-2; and for Magic Your Way ticket options, see Table 11-3.

Here's a brief description of the ticket options you see in Table 11-3:

- ✔ **Park Hopper Option:** This option allows you to visit any combination of the four main theme parks on any given day.
- ✔ **Water Park Fun & More Option:** This option allows you a specific number of visits (anywhere from three to six, depending on what you choose) to your choice of Typhoon Lagoon, Blizzard Beach, DisneyQuest, Pleasure Island, and Disney's Wide World of Sports Complex.
- ✔ **No Expiration Option:** This option allows you to use any unused portion of your ticket at any time in the future with absolutely no expiration date.

Table 11-1 Magic Your Way Ticket Prices *

Age Group	1-Day	2-Day	3-Day	4-Day	5-Day	6-Day	7-Day
Ages 10+	\$71	\$139 (\$70/ day)	\$203 (\$68/ day)	\$212 (\$53/ day)	\$215 (\$43/ day)	\$217 (\$36/ day)	\$219 (\$31/ day)
Ages 3–9	\$60	\$117 (\$59/ day)	\$171 (\$57/ day)	\$178 (\$45/ day)	\$179 (\$36/ day)	\$181 (\$30/ day)	\$182 (\$26/ day)

* One theme park per day of your ticket.

Table 11-2 Other Walt Disney World Ticket Prices

Attraction	Ages 3–9	Ages 10+
Blizzard Beach	\$33	\$39
DisneyQuest	\$31	\$37
Pleasure Island	N/A	\$22
Typhoon Lagoon	\$33	\$39
Wide World of Sports Complex	\$8	\$11

Table 11-3 Magic Your Way Ticket Options *

Option	1-Day	2-Day	3-Day	4-Day	5-Day	6-Day	7-Day
Park Hopper Option	+\$45	+\$45	+\$45	+\$45	+\$45	+\$45	+\$45
Water Park Fun & More Option	+\$50 (2 visits)	+\$50 (2 visits)	+\$50 (3 visits)	\$50 (4 visits)	+\$50 (4 visits)	+\$50 (5 visits)	+\$50 (6 visits)
No Expiration Option	N/A	+\$15	+\$20	+\$45	+\$60	+\$65	+\$95

* Additional cost, on top of the ticket prices in Table 11-1.



WDW considers everyone 10 and older an adult, and the prices that I give you don't include 6.5 percent sales tax. Also, fluctuating attendance figures and new multimillion-dollar rides continue to escalate the single-day admission fee. (It's now \$71 for adults, \$60 for kids 3–9, but I expect that price to continue rising, so check before your trip for up-to-the-

minute costs.) You can save an average of 10 percent off the regular prices of all passes by ordering online in advance at www.disneyworld.com.

DropBooks

As with many of the attractions in the area and across the state, Florida residents can take advantage of additional savings. Inquire about these savings when ordering your tickets.



The average family will spend roughly \$120 to \$150 per person per day on park admissions, midday food, snacks, and souvenirs alone.

Getting the Most out of Your Trip to the World

The Magic Kingdom, Epcot, and Disney's Hollywood Studios usually open at 9 a.m. (sometimes earlier) throughout the year. They're open at least until 6 or 7 p.m. and often as late as 11 p.m. or midnight during peak periods (holidays and the summer months). Animal Kingdom usually opens at 8 or 9 a.m. and closes at 5 or 6 p.m. It's a safe bet that the longer a park stays open, the more people will be visiting that day, so planning your schedule before you get to the park is essential. Unfortunately, hours of operation vary greatly, so it's always wise to call ☎ **407-934-7639** ahead of time, or to check the official calendar on Disney's Web site at www.disneyworld.com. When you arrive at the park, pick up a ***Times Guide and New Information*** brochure to use for the rest of your stay.

Beating the lines

Everyone's looking for a shortcut, and no wonder — lines at Disney and the other big parks can be incredibly long and irritating if you come at the wrong time. Twenty minutes is considered cruising when it comes to line time, and 45 minutes to one hour is common at the primo rides. In peak periods — summer, holidays, weekends, and other times when kids are out of school — it can take an hour, often much longer, to reach the front of the line and in three or four minutes, the ride is over.

Here are the best tips I can give you to beat the long lines:

- ✓ Come during nonpeak periods (generally mid-Apr to late May and Sept–Nov).
- ✓ Arrive as early as possible — the crowds pour in beginning at around 11 a.m. and only get worse from there.
- ✓ Plan to spend the morning in one section and the afternoon in another, so that you won't waste time and energy running around.
- ✓ Spend *two* days in the park if time and budget allow.
- ✓ Ask about or read the health and height restrictions before you get in line to avoid wasting time on a ride that isn't for you.



Don't want to stand in line as long as other guests, yet not flush enough to hire a stand-in? Disney parks have installed a ride-reservation system called **FASTPASS**. Here's the drill: Hang on to your theme-park ticket stub when you enter and head to the hottest ride you want. If it's a FASTPASS attraction (they're noted in the guide map you get when you enter), feed your stub into the waist-level ticket taker. Retrieve your ticket stub and the FASTPASS stub that comes with it. Look at the two times stamped on the latter. You can return during that one-hour window and enter the ride with almost no wait. In the meantime, you can do something else until the appointed time. Keep in mind that you need to get a FASTPASS stub for everyone in your group who wants to ride the ride.

Note: Early in the day, your one-hour window may begin 40 minutes after you feed the FASTPASS machine, but later in the day it may be hours, especially at Epcot's Test Track (see Chapter 13). Initially, Disney allowed you to do this reservation system on only one ride at a time, but now, your FASTPASS ticket has a time when you can get a second FASTPASS, usually two hours later, even if you haven't yet used the first pass. And be prepared, FASTPASS tickets do run out. They're limited in quantity and often run out by noon, so be sure to get yours as soon as you can.

Taking advantage of Extra Magic Hours

Each day, a particular park offers either admittance one hour before opening or up to three hours after closing for guests staying at Disney resorts and select "official" hotels. To take advantage of the **Extra Magic Hours**, your ticket must be good for the participating park or you must have the Park Hopper Option (allowing you to enter any of the four major parks). The Extra Magic Hours vary, so check the online calendar at <http://disneyworld.disney.go.com/wdw/calendar/extraMagicHour> or pick up a copy of the *Extra Magic Hours* brochure and the *Times Guide and New Information* brochure when entering the park.



Getting a *Times Guide and New Information* brochure as soon as you enter the park is essential. The guide is filled with useful information including park hours, showtimes, restaurant hours, and more. Spend a few minutes looking it over, noting where you need to be and when. Many of the attractions in Walt Disney World are nonstop, but others, like shows and fireworks, occur only at certain times or once a day. You can find park maps and the *Times Guide* brochures at counters on one side or the other of the turnstiles; sometimes at both. They're also available at Guest Relations and most Disney shops.

Avoiding the Crowds

Crowds are a fact of life at Walt Disney World, but that doesn't necessarily mean you'll have to stand in long lines at all the rides and attractions. Forward thinkers can definitely decrease their risk of encountering a major swarm of tourists. In addition to FASTPASS (see the "Beating the

lines” section, earlier in this chapter), here are some facts to keep in mind as you plan your crowd-avoiding strategy:

DropBooks



- ✓ Mondays, Thursdays, and Saturdays are the busiest days in the Magic Kingdom; Tuesdays and Fridays are the busy days at Epcot; Sundays and Wednesdays are crowded at Disney’s Hollywood Studios; and Mondays, Tuesdays and Wednesdays are beastly at Animal Kingdom.
- ✓ Although it isn’t guaranteed, the parks tend to be less crowded from mid-April (or after the Easter holidays) to late May and from September through November, except for Thanksgiving. You also have a better chance of avoiding crowds if you go in the middle of the week (especially in the summer). Most people steer clear on rainy days, so the parks can be less crowded, and you won’t miss much other than parades. (There’s plenty of good stuff indoors.) Crowds thin out (though at times only slightly) in the evenings — if you can manage and parks are open late, take a midday break (when crowds are beginning to peak), and head back after dinner.
- ✓ Finally, if you plan to dine at Disney, make Advanced Dining Reservations early in the day, or before you arrive at the park, to lock in the time you want to eat. (See Chapter 10 for more about Advanced Dining Reservations.)

Chapter 12

DropBooks The Magic Kingdom

In This Chapter

- ▶ Locating resources and services in the Magic Kingdom
- ▶ Checking out the fun: rides, shows, and attractions

If you have kids or a soft spot for vintage or classic Disney, make your way to this WDW signature park first. The Magic Kingdom is the most popular of Mickey's enterprises, attracting more than 40,000 people a day, with good reason. But prepared for long lines, and lots of 'em.

Proof of the Magic Kingdom's staying power is that it has changed very little during its nearly 40 years of existence. Most of the park's newer attractions, such as Monsters, Inc. Laugh Floor and Mickey's PhilharMagic, are hardly the adrenaline generators you encounter at other theme parks, but Magic Kingdom remains the fairest of them all.

Managing Magic Kingdom Logistics

Yes, you can find rides, shows, and characters galore, but you also need to be armed with some practical information too. This section gives you the lowdown on prices, hours, and services at the Magic Kingdom.

Buying tickets and making reservations

Ticket prices (at press time) for a one-day admission are \$71 for adults, \$60 for kids 3 to 9, but these change frequently, so call ahead. (See Chapter 11 for more information on park admission prices.)



Tickets aren't the only thing you'll spend big bucks on. Disney parks nail you to the tune of \$2 or more for a soda or milk, \$1.25 to \$2 for bottled water, \$2.50 for an ice cream bar, and \$1.70 (and up) for a cup of coffee or cocoa. **Note:** If you're on a tight budget, whenever you can, bring snacks and drinks from the outside world — they'll cost far less and go much further than any you'll find in the parks. You can often get an entire six-pack of bottled water (freeze them the night before so that they're really cold) for less than the cost of two bottles at the parks.

Pick up a guide map upon entering the park — it not only lays out the land but also lists special shows and daily events. In addition, pick up a

Times Guide and New Information brochure for a more thorough schedule of shows, parades, fireworks, special events, and visits from Disney characters. When you're in the park, make **Advanced Dining Reservations** (if you haven't done so before arriving) if you have any intentions of eating a sit-down meal at a particular restaurant (see Chapter 10 for details).

Arriving early and staying late

Although the Magic Kingdom is usually open daily from 9 a.m. to 6 p.m., there are exceptions. In fact, the gates sometimes open 15 to 30 minutes earlier than the official opening time. I recommend trying to get to the park early, but not just because of the possibility of an early opening. An early arrival helps beat morning traffic and allows you a more relaxed pace to get from the parking lot to the fun, which can take as long as an hour. At the end of the day, the park often closes later than 6 p.m., sometimes as late as 10 or 11 p.m., especially during the summer and on holidays. The Magic Kingdom may even be open as late as midnight during peak season or for special events. Call ☎ **407-934-7639** for more details.

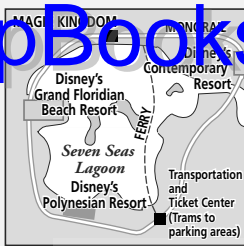
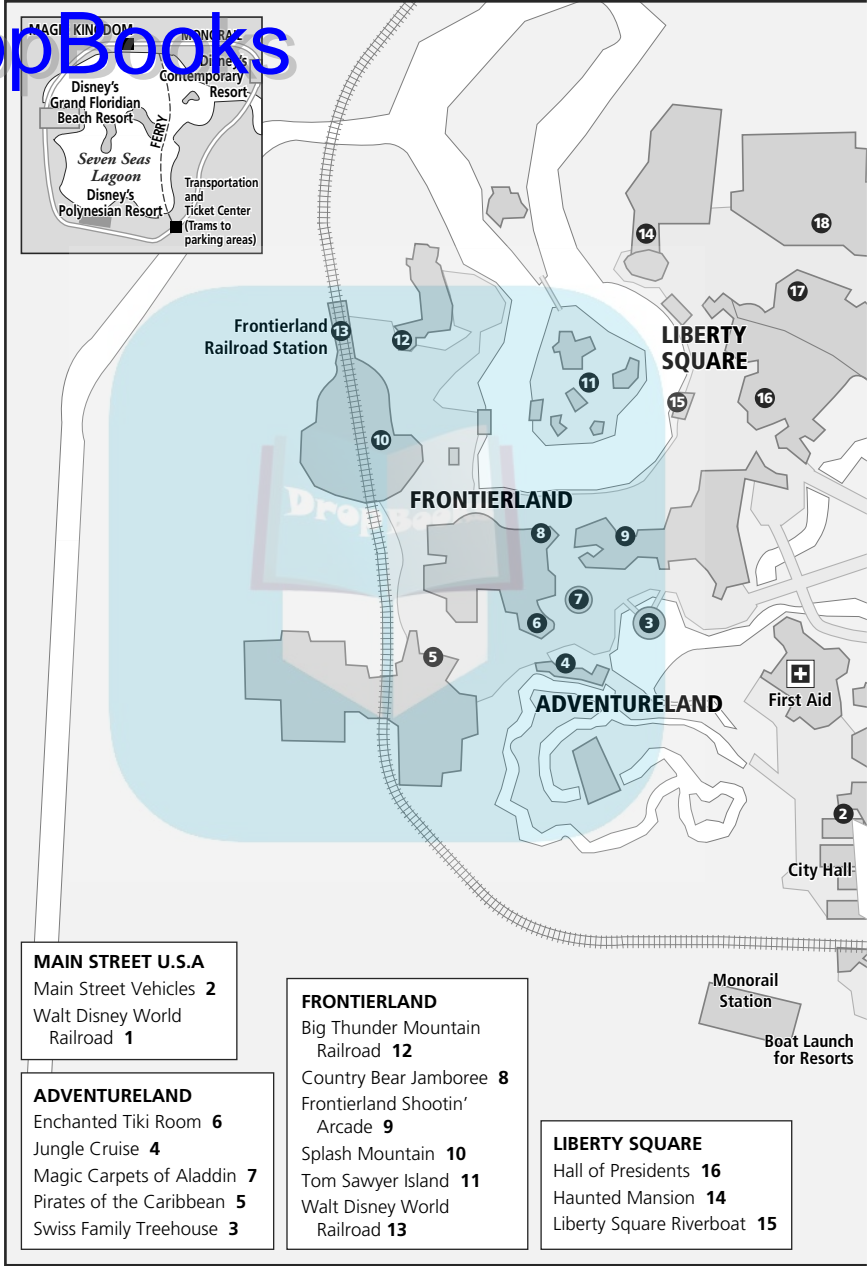
Locating special services and facilities

In case you forget to bring essential items or need special assistance at the park, here's a list of services and facilities that can help:

- ✔ **ATMs** are located at the main entrance, in Frontierland, and in Tomorrowland. They honor cards from banks using the Cirrus, STAR, and PLUS systems.
- ✔ **Baby-changing facilities**, including rocking chairs and toddler-size toilets, are next to the Crystal Palace at the end of Main Street. Of course, it isn't the most cost-effective place to buy them, but you can purchase disposable diapers, formula, baby food, and pacifiers in the **Baby Care Center**. Changing tables are also located at the center, as well as in all women's restrooms and some of the men's.
- ✔ **Disposable cameras and film** are available throughout the park, and Disney has finally caught on to the popularity of digital cameras, offering limited supplies of rechargeable batteries and storage cards. They also offer CD burning and picture printing services at KODAK Picture Kiosks and select stores at all four theme parks.
- ✔ The **First Aid Station**, staffed by registered nurses, is located alongside the Crystal Palace and the Baby Care Center.
- ✔ You can access **lockers** in an arcade underneath the Main Street Railroad Station. They cost \$7, including a \$2 refundable deposit.
- ✔ **Lost children** are often taken to City Hall or the Baby Care Center, where lost children logbooks are kept. *Children under 7 should wear name tags inside their clothing.*

The Magic Kingdom

DropBooks



MAIN STREET U.S.A
 Main Street Vehicles 2
 Walt Disney World Railroad 1

ADVENTURELAND
 Enchanted Tiki Room 6
 Jungle Cruise 4
 Magic Carpets of Aladdin 7
 Pirates of the Caribbean 5
 Swiss Family Treehouse 3

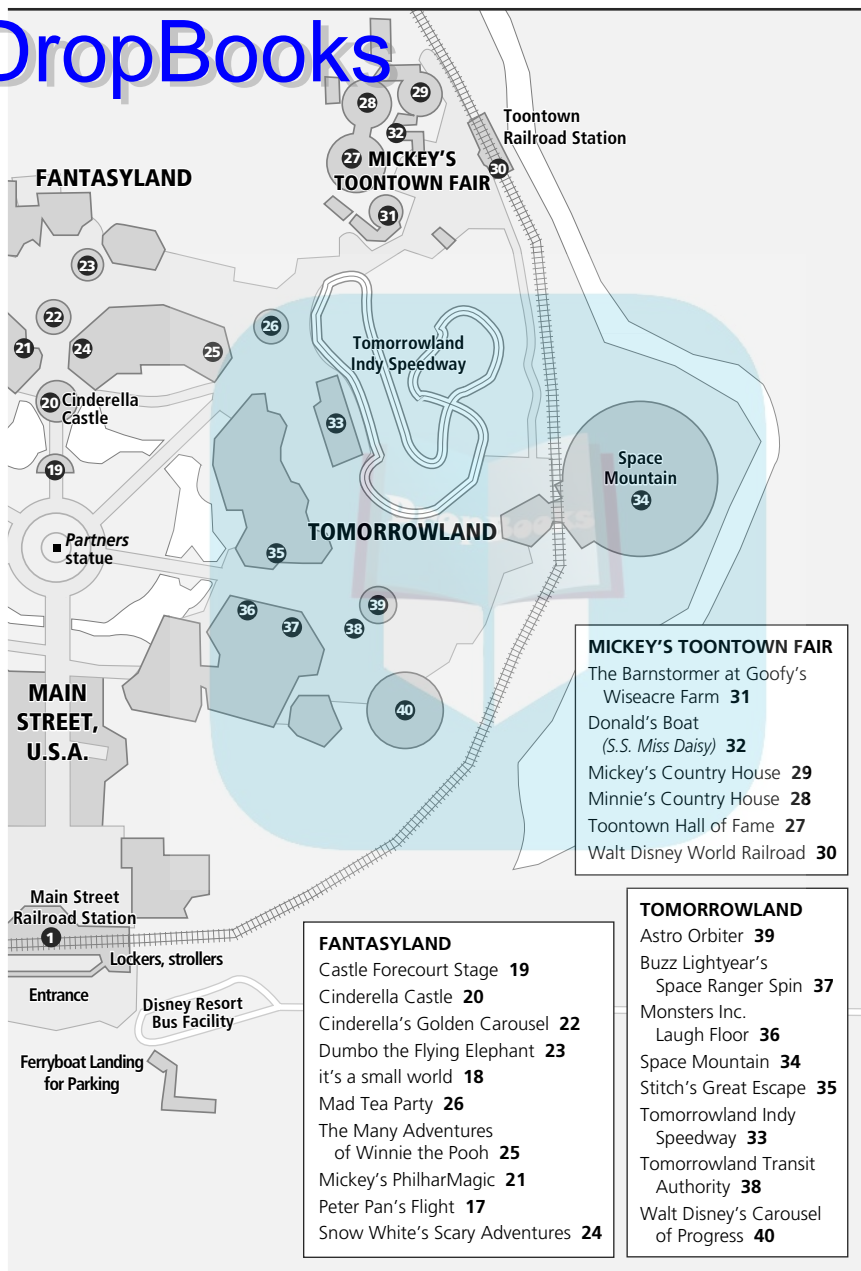
FRONTIERLAND
 Big Thunder Mountain Railroad 12
 Country Bear Jamboree 8
 Frontierland Shootin' Arcade 9
 Splash Mountain 10
 Tom Sawyer Island 11
 Walt Disney World Railroad 13

LIBERTY SQUARE
 Hall of Presidents 16
 Haunted Mansion 14
 Liberty Square Riverboat 15

Monorail Station
 Boat Launch for Resorts

First Aid
 City Hall

DropBooks



- MICKEY'S TOONTOWN FAIR**
- The Barnstormer at Goofy's Wiseacre Farm **31**
 - Donald's Boat (*S.S. Miss Daisy*) **32**
 - Mickey's Country House **29**
 - Minnie's Country House **28**
 - Toontown Hall of Fame **27**
 - Walt Disney World Railroad **30**

- TOMORROWLAND**
- Astro Orbiter **39**
 - Buzz Lightyear's Space Ranger Spin **37**
 - Monsters Inc. Laugh Floor **36**
 - Space Mountain **34**
 - Stitch's Great Escape **35**
 - Tomorrowland Indy Speedway **33**
 - Tomorrowland Transit Authority **38**
 - Walt Disney's Carousel of Progress **40**

- FANTASYLAND**
- Castle Forecourt Stage **19**
 - Cinderella Castle **20**
 - Cinderella's Golden Carousel **22**
 - Dumbo the Flying Elephant **23**
 - it's a small world **18**
 - Mad Tea Party **26**
 - The Many Adventures of Winnie the Pooh **25**
 - Mickey's PhilharMagic **21**
 - Peter Pan's Flight **17**
 - Snow White's Scary Adventures **24**

Main Street Railroad Station **1**

Lockers, strollers

Entrance

Disney Resort Bus Facility

Ferryboat Landing for Parking

DropBooks

- ✔ **You can send packages from any store to Package Pick-Up (next to City Hall)**, then readily pick them up at the service desk at day's end instead of having to haul your various souvenirs around all day. Allow three hours for delivery. When you're staying at the Disney resort, you can have your packages sent straight to your resort at no charge, though it may take a day or two for them to get there.
- ✔ **Pets**, except service animals, are prohibited in the parks, but you can board yours at the Transportation & Ticket Center's **Pet Care Kennels** (☎ 407-824-6568). Day rates are \$10; overnighters cost extra (\$13).
- ✔ **Rent strollers at the Stroller Shop near the entrance**. The cost is \$10 for a single and \$18 for a double.
- ✔ **Rent wheelchairs** at the gift shop to the left of the ticket booths at the Transportation & Ticket Center or at the Stroller Shop inside the main entrance to your right. Cost is \$10. For electric chairs, you pay \$35 and a \$5 refundable deposit.
- ✔ **You can find some of your favorite characters at Mickey's Toontown Fair**. In Fantasyland, look for them in Ariel's Grotto. In Mickey's Toontown Fair, go to the Judges Tent and the Toontown Hall of Fame. Characters also appear in Adventureland (by Pirates of the Caribbean) and Main Street (near City Hall), as well as in Liberty Square near the Diamond Horseshoe and occasionally in Tomorrowland behind Buzz Lightyear's Space Ranger Spin. (See the guide map that you get when entering the park.)

You can get more information about WDW properties by calling ☎ 407-934-7639 or visiting Disney's Web site (www.disneyworld.com).

Making the Rounds: The Magic Kingdom's Top Attractions

More than three dozen attractions, an array of shops, and numerous eateries are located within the Magic Kingdom's 107 acres. The following tour, complete with descriptions, begins at the front gates and takes you counterclockwise through the park's seven uniquely themed lands. To find all the listed attractions, see the "Magic Kingdom" map on page 184.

Main Street U.S.A.



Although it's considered one of the kingdom's seven lands, Main Street is more of a gateway where you can easily lose yourself in the pleasant nostalgia of yesteryear. I recommend passing through it quickly when you arrive (so you can make a beeline for the more popular attractions before the lines get too long), because you have to make a return voyage when you cry "uncle" at the end of the day. At that time, stamina permitting,

you can browse through the shops at a more leisurely pace before exiting the park. Here are a few highlights of Main Street U.S.A.:

DropBooks



- ✔ **Walt Disney World Railroad:** This authentic steam-powered train makes a leisurely 15- to 20-minute loop around the park, with stops in Frontierland and at the far end of Mickey's Toontown Fair. During busy periods and parade times, this is a great way to get around the park without fighting your way through the crowds. It also gives the kids (and you) a well-deserved, albeit brief, break.
- ✔ **Harmony Barber Shop:** This is a real scissor shop where you can get your hair cut. The barbershop quartet may even take a break from entertaining guests along the street to serenade you. Hours are from 9 a.m. to 5 p.m. daily. Adult haircuts are \$17; kid cuts are \$14; colored gel will run you \$5. If it's your child's very first haircut, Disney barbers will throw in a few extras, including a certificate and a set of Mouse ears. The shop is near the firehouse, but it's a bit hidden, so keep your eyes peeled.
- ✔ **Main Street Family Fun Day Parade:** You can join in and march down Main Street right along with floats, marching bands, and your favorite Disney characters. The parade even has a pint-size stroller drill team so that little ones still in strollers — and their parents — can take their place in the parade too.

Tomorrowland

This land looks to the future, but in 1994, the WDW folks realized that Tomorrowland (originally designed in the 1970s) was beginning to look a lot like “Yesteryear.” As a result, Disney revamped the entire area to show the future as seen from the past (sometime around the 1920s or 30s) with a galactic, science-fiction-inspired community filled with aliens, robots, and video games.

Here's a sampling of what you can find in Tomorrowland:

- ✔ **Astro Orbiter:** Future astronauts, especially those who are 7 years old and younger, love whirling high (and I mean *high* — you have to take an elevator to get there) into the galaxy in the colorful rockets that circle around while gently rising and falling. Unfortunately, the orbiter lines can stretch for lightyears, so if you're on a tight timetable, save it for later.
- ✔ **Buzz Lightyear's Space Ranger Spin:** On this ride, you go to infinity and beyond in an interactive space adventure in which you help Buzz defend the Earth's supply of batteries from the evil Emperor Zurg. You fly an XP-37 space cruiser armed with twin lasers and a joystick that's capable of spinning the craft. (Space Rangers who get motion sickness should sit this attraction out. There's already enough space debris flying around.) While you cruise through space, you collect points by blasting anything that looks or smells remotely like Zurg (just look for all the neon Zs and shoot). Your

DropBooks

hits trigger light, sound, and animated effects. This ride is a tamer version of Men in Black Alien Attack at Universal Studios Florida (see Chapter 18). My 6-year-old, 8-year-old, and 10-year-old all adore this ride (and have for years).

✓ **Monsters, Inc. Laugh Floor:** Taking its cue from the hit Disney/Pixar film *Monsters, Inc.*, Monster-of-Ceremonies Mike Wazowski and a few comic recruits tell jokes and poke fun at audience members hoping to generate enough laughs to fill their oversized laugh canister. This all-new interactive, and somewhat amusing, show is live and unscripted (a guarantee that you'll never see the same show twice). Behind the scenes, a slew of improvisational comedians stand ready with quirky comebacks and comedic quips while real-time animation and digital projection create the action on-screen. Noticeable time lags detract a bit from the experience, but Disney's still working out some of the kinks.



If you think you've got a monstrously funny joke (LOL), text it to the show from your cell (but only from right outside the theater, just prior to the show) and you may find yourself cracking up at a joke or two of your own!

- ✓ **Space Mountain:** Imagine a roller coaster. Then imagine it in the dark. This ride, along with Big Thunder Mountain Railroad and Splash Mountain (both in the "Frontierland" section, later in this chapter), are the three major Magic Kingdom attractions that tweens, teens, and thrill seekers alike head to first, so get here early or use FASTPASS. Space Mountain is a classic roller coaster with plenty of dramatic dips and drops, and the darkness makes it seem like it's going much faster than its top speed of 28 mph. Grab a front seat for the best ride. This one's a favorite with my 14-year-old (especially because there's not a loop-de-loop in sight).



"It was such a rush! In the dark you couldn't tell what was going to happen next." And: "The twists and turns happened really fast — it's definitely the coolest ride at Disney." It's recommended for those ages 10 and older, but because it was one of the first generation of modern, dark-side coasters and is therefore somewhat outdated, it's a bit tamer than some of the more modern thrill rides at Disney's Hollywood Studios.



Note that *you must be 44 inches or taller* to ride, and there's an escape hatch for those who decide at the last minute that they're not quite up to space travel. The seats and lap-bar restraints on Space Mountain may not fit some larger, plus-size riders.

- ✓ **Stitch's Great Escape!:** Gone is the ultra-scary *ExtraTERRORestrial Alien Encounter*, and in its place is this slightly more family-friendly attraction based on the Disney hit film *Lilo & Stitch*. The story line is a prequel to the movie, showing the mischief caused by rascally Experiment 626 (also known as "Stitch") when he was originally captured. Those who experienced Alien Encounter will notice that not that much has changed other than the characters, who are now

DropBooks



far less frightening to look at. The state-of-the-art audio-animatronics are neat, but there are just too many gaps in between. There are long periods of darkness with no sound and really nothing going on — other than the screams of the scared little kids making their way to the food — and the multisensory effects, including an odorous burp belted out by Stitch, are a bit over the top.

You must be 40 inches or taller to experience the great escape, a height restriction that keeps most of Stitch's fans from even entering.

- ✔ **Tomorrowland Indy Speedway:** Kids, especially those ages 4 to 8, like slipping into these Indy-car knockoffs and taking them for a spin; but older children, teens, and adults (especially those with a need for speed) generally hate them. The long lines and less-than-stellar steering, combined with an ultra-slow top speed of 7 mph, add up to one giant snooze of an experience for those tall enough to reach the pedals on their own. Parents will appreciate the thick iron rail that pretty much keeps their unlicensed drivers on track.



This isn't a ride that will make you go vroom, even though you have to be a minimum of 52 inches tall to drive alone.

- ✔ **Tomorrowland Transit Authority:** The small, five-car trains on this elevated people-mover are engineless. They work by electromagnets, create no pollution, and use little power. The environmentally friendly cars wind around Tomorrowland and into Space Mountain on a lazy ride that encourages you to nod off when it's late in the day, and you begin to realize that you've already covered 4 or 5 miles. There's usually no wait, but this ride is another one to skip if you're in a hurry. If you need to rest weary feet or have tired toddlers in tow, however, this one's a real winner. (It's also a good place to wait it out with your little ones when the older kids are riding Space Mountain.)
- ✔ **Walt Disney's Carousel of Progress:** Open only during busy seasons, this Disney oldie was refurbished to its original state in 1994. The 22-minute show takes you on a quasi-historical trip through time; hosted by an audio-animatronic family who explain how their lives have changed with the introduction of electricity and other technological advances of the past 50 years. Older guests may find it nostalgic, younger ones may wonder how anyone lived before the invention of video games. Although not particularly exciting, and definitely one to be skipped if you're pressed for time, it is nonetheless a good way to spend some downtime waiting for the thrill seekers in the family to get through Space Mountain.

Mickey's Toontown Fair

Head off cries of "Where's Mickey?" by taking young kids (ages 2–8) to this 2-acre site as soon as you arrive. It's by far the best place to meet the characters, including, among others, Mickey, Minnie, Donald Duck,

Goofy, and Pluto. The Magic Kingdom's smallest land is filled with a whimsical collection of rides, play areas, and candy-striped tents.

DropBooks

- ✓ **The Barnstormer at Goofy's Wiseacre Farm:** This mini roller coaster is designed to look and feel like a crop duster that flies slightly off-course and right through the Goofmeister's barn. It has a *35-inch height minimum*, and its tight turns and small dips give even some adults a slight rush.
- ✓ **Donald's Boat:** Also known as the *S.S. Miss Daisy*, this interactive play area has fountains and water snakes that win squeals of joy (and relief on hot days). Unless you want to wear wet clothes the rest of the day, bring along a dry change of clothes or a swimsuit.
- ✓ **Mickey's Country House and Minnie's Country House:** These provide a lot of visual fun and some interactive areas for youngsters, though they're usually crowded and the lines flow like molasses. Mickey's place features garden and garage playgrounds. Minnie's lets kids play in her kitchen, where popcorn goes wild in a microwave, a cake billows up in the oven, and the utensils strike up a symphony of their own.
- ✓ **Toontown Hall of Fame:** This place hosts meet-and-greets with various Disney characters as well as one of the largest souvenir shops in the park. You have to wait in line to meet the characters (each with his or her own separate line, so you'll have to decide which one is most worth the wait), but the payoff is that each family is allowed a few minutes with the character of their choice where hugs are exchanged and photos are snapped.

Fantasyland

Disney classics come to life in Fantasyland, where the rides are based on the movies you grew up with way back when, as well as a few of the more recent additions to the Disney treasure chest of films. The area is dedicated to the younger set, who would happily spend the day here; unfortunately, the seemingly endless lines eat up a good portion of time unless you use FASTPASS. Here's a list of attractions in Fantasyland:

- ✓ **Cinderella Castle:** Modeled on several French châteaux, the fairytale Gothic-style castle sits at the end of Main Street in the center of the park. It's hard to miss the 189-foot landmark — its 18 towers reach to the clouds, framed by the picturesque shops of Main Street U.S.A. The castle is a favorite photo op, and if you land at the right time, you can catch the park's latest production, **Dream Along with Mickey**, where dreams of adventure and happily ever after are played out on stage. (The cast of characters includes Mickey, Peter Pan, Captain Hook, and other familiar favorites; the *Times Guide and New Information* brochure lists the daily schedule of shows.) Otherwise, the castle is mainly a visual attraction. The interior corridor is lined with beautiful murals and exquisite mosaics depicting the classic story of Cinderella. The upper level of the castle is home

DropBooks

to **Cinderella's Royal Table restaurant** (see Chapter 10) and the spectacular **Cinderella Suite** (created from a space originally intended as an apartment for Walt and his family, the suite was “re-imagined” for Disney’s Year of a Million Dreams celebration in 2007).

➤ **Cinderella's Golden Carousel:** This old beauty was built in 1917 by the Philadelphia Toboggan Company and served tours in Detroit and New Jersey before it was discovered in the late 1960s by Disney Imagineers and brought to the Magic Kingdom. A patriotic red, white, and blue in its first incarnation, it was restored and re-themed in time for the park’s opening; now it tells the tale of Cinderella in 18 hand-painted scenes set above magnificent antique horses. It’s a delight for kids and carousel lovers of all ages. The organ plays — what else? — Disney classics such as “When You Wish Upon a Star” and “Heigh-Ho.”

- **Dumbo The Flying Elephant:** This attraction doesn’t do much for older adrenaline-addicted kids — or line-hating parents — but it’s a favorite of kids ages 2 through 6. Dumbo’s ears keep them airborne for a gentle, circular flight with some little dips. Except for the Disney theme, it’s not all that different from the kiddie rides at most local carnivals. Most kids older than 6 will be humiliated if you even suggest they ride it. If your little ones are dying to ride Dumbo, get here early — wait times are brutal, and it doesn’t have FASTPASS!

This ride is designed for the young ones, so plus-sized parents may have troubles getting their elephant to fly, and the taller among you may feel somewhat cramped.

- **“it’s a small world”:** Young kids and most parents love this attraction; teens and most other adults, however, may find it a real drag. Nevertheless, pay your dues — it’s an initiation rite every Disney visitor needs to undergo, and the sun-sheltered line isn’t usually too long. You glide around the world in small, slow moving boats, meeting children (audio-animatronic, of course) from around the world, including Russian dancers, Chinese acrobats, and French cancan girls, and every one of them sings the catchy little tune that eats its way into your brain and refuses to stop playing for months.

A 12-year-old’s take: “It was annoying with all the dolls, and the song just kept playing over and over.” An 8-year-old: “It was so pretty with all the fancy costumes and lights in the sky, and nothing was scary.” Either way, it’s a cool place to rest for a while if you need a break from the summer heat.

If you’ve ridden this attraction in the past, you may notice the recent refurbishments. This attraction, one of the original few that opened with the park in 1971 (and originally built by Walt Disney for the 1964 World’s Fair) underwent a major renovation in 2004 that included painting and repairing the animatronics figures, as well as replacing the sound system and lights.

- **Mad Tea Party:** You make this tea party mild or wild, depending on how much you spin the steering wheel of your gigantic teacup,



DropBooks

though the cup does a little spinning of its own as well. This ride is suitable for ages 3 and older. Teens and older kids seem to enjoy this ride's potential for turning unwary passengers green. The woogy mouse who pops out of a big teapot in the center of the platform would not doubt sympathize with those left spinning.

- ✓ **The Many Adventures of Winnie the Pooh:** Pooh inadvertently created a small storm of protest when Disney used this ride to replace the popular Mr. Toad's Wild Ride in 1999. The Many Adventures of Winnie the Pooh features the cute-and-cuddly little fellow along with Eeyore, Piglet, and Tigger. You board a golden honey pot and ride through a storybook version of the Hundred-Acre Wood, keeping an eye out for Heffalumps, Woozles, blustery days, and the "floody place." This ride has become a favorite of kids 2 to 6 and their parents, so a FASTPASS is often needed. Just across the way, kids can run about, climb, slide, and explore while parents rest their weary feet at **Pooh's Playful Spot**, the new tot-friendly play area themed after the Hundred-Acre Wood.
- ✓ **Mickey's PhilharMagic:** Mickey, Donald, Ariel, Aladdin, and a handful of other favorites appear in this animated and impressively 3-D-enhanced adventure (it's projected on a 150-foot screen — the largest wraparound screen on the planet), in which a mischievous Donald has not so surprisingly gotten into a spot of trouble. This show is similar to Muppet Vision 3-D (see Chapter 14) at Disney's Hollywood Studios, but Mickey's PhilharMagic is far more engaging in its combination of music, animated film, and special effects that tickle several of your senses. Kids love the effects, and if you're a sucker for the classic Disney films, you will absolutely adore it.
- ✓ **Peter Pan's Flight:** Another popular ride among visitors younger than 8, it begins with a nighttime flight over London (even adults *ooh* and *aah* here) in search of Captain Hook, Tiger Lily, and the Lost Boys. It's one of the old glide rides dating back to the limited technology that was available when the Magic Kingdom was born, but the simplicity is part of what makes it so popular. Terribly long lines are almost a signature of this ride, so plan on using a FASTPASS to avoid the worst of it. My younger kids wouldn't miss it no matter how long they have to wait.
- ✓ **Snow White's Scary Adventures:** Your journey takes you to the dwarfs' cottage and the wishing well, ending with the prince's kiss to break the evil spell. This version of the Grimms' fairy tale is much less grim than it was years ago, when the focus was inexplicably on the wicked witch, though she still makes several appearances. Snow White now appears in several friendlier scenes, though kids younger than 5 will likely still get scared.

I can't recommend it if your time schedule is tight. For those young enough to want to ride, it's not worth the tears and screams, and those who won't get frightened are often far beyond the Snow White story line.



Liberty Square

Located between Fantasyland and Frontierland, Liberty Square is a recreation of Revolutionary War-era America that infuses you with colonial spirit. Younger guests may not appreciate the historical touches (such as the 13 lanterns symbolizing the original 13 colonies that hang from the gigantic live oak), but they'll delight in the chance to pose for a picture while locked in the stocks or to march along with the fife-and-drum corps that sometimes makes an appearance along the cobblestone streets. Although it is one of the smallest lands in the park, Liberty Square has an impressive number of attractions, including the following:

- ✔ **Liberty Square Riverboat:** The steam-powered paddlewheeler *Liberty Belle* departs Liberty Square for scenic cruises along the rivers of America. The passing landscape recalls the Wild West, with an occasional Native village, and a large wooden fort peeking through the trees. It makes a restful interlude for foot-weary park-stompers.
- ✔ **The Hall Of Presidents:** American-history buffs ages 10 and older most appreciate this show, which can be a real squirmer for younger children. The Hall is an inspiring production based on painstaking research, right down to the clothes — each president's costume reflects his period's fashion, fabrics, and tailoring techniques. The show begins with a film on the importance of the Constitution, projected on an immense 180-degree screen, and then the curtain rises on America's leaders, from George Washington through George W. Bush. Pay special attention to the roll call of presidents. The animatronic figures are incredibly lifelike and impressive: They fidget, whisper, and talk to the audience.
- ✔ **The Haunted Mansion:** This attraction has changed little over the years (though at press time, an almost four-month-long refurbishment was on the books for late 2007), but the mansion continues to be a favorite and even has a cult following. (My editor makes a pilgrimage here every time she hits the park, as do I.) It has detailed special effects (this was one of the last rides Walt Disney actually had a hand in designing) and an atmosphere that's far more fun than creepy. You may chuckle at the corny tombstones lining the entrance before you hop aboard your Doom Buggy and are whisked past a ghostly banquet and ball, a graveyard band, weird flying objects, and more. And don't forget the 999 spirits of the house, one of whom may try to hitch a ride home with you. I always get a kick out of the fact that Disney has to continually add dust and cobwebs to keep up this attraction's old and decrepit appearance.

“The ghosts are really cool, but it's not all that scary — I just wasn't sure what to expect when the lights flickered — that was the scariest part. The neatest part is at the end when you see the ghost right next to you.” I wholeheartedly agree with Austin (age 12). The ride doesn't get much scarier than spooky music, eerie howling, and things that go bump in the night. It's best for those ages 6 and



DropBooks

older, however. Unfortunately, FASTPASS is no longer an available option when trying to beat the long lines, though you may be able to sneak right in at parade time.

Frontierland

Located beyond Adventureland, Frontierland is where the rough-and-tumble Old West architecture runs to log cabins and rustic saloons, while the landscape is Southwestern scrubby with mesquite, cactus, yucca, and prickly pear. Here are a few of Frontierland's attractions:

- ✓ **Big Thunder Mountain Railroad:** The lines don't lie: This rocking railroad is a favorite in the Magic Kingdom. Thunder Mountain bounces you around an old mining site, where you dodge floods, a bridge collapse, rock slides, and other mayhem. The ride is something of a low-grade roller coaster with speed and a lot of corkscrew action. It has enough of a reputation that even first-time visitors make a beeline for it. So if you can't get to it as soon as the park opens, FASTPASS is your best bet. Or give it a try late in the day, or when a parade pulls many visitors away. Most Disney coaster veterans maintain the ride is at its best after dark.



"So cool . . . you really whip around the mountain, I loved this ride." "It's really fast and it kind of jerks you around when you're turning — that's so fun." Austin (12) and Nicolas (10), the latter of whom prefers the nighttime version, are both right on the money — the action is fast and a bit jerky, especially compared to some of the newer monster rides.



The ride can be too intense for kids younger than 6 (and for those with neck problems). *Riders must be at least 40 inches tall.*

- ✓ **Country Bear Jamboree:** The stars of this 15-minute animatronic show are the gigantic bumbling country bears, crooning country-and-western tunes, and completely corny jokes. The Jamboree is a park standard — a show that's been around since Disney invented dirt — but it's still a huge hit with Disney buffs and little kids. The audience gets caught up in the hand-clapping, knee-slapping, foot-stomping fun as Trixie laments lost love while she sings "Tears Will Be the Chaser for Your Wine." Teddi Beara descends from the ceiling in a swing to perform "Heart, I Did All That I Could," and Big Al moans "Blood in the Saddle." It's a great way to cool off with tired toddlers, so sit back and relax for a spell.



"You can't be serious," were the words uttered by my 14-year-old as he rushed past in search of Splash Mountain. My 6-year-old however, was completely entranced. Unless you have an affinity for all things Disney, or have younger children (6 and under), this show might be best saved for those really hot days when you need a break inside. Even then, most teens, young adults, and repeat visitors won't want to do it.

DropBooks



- ✓ **Frontierland Shootin' Arcade:** With state-of-the-art electronics in a traditional shooting-gallery format, this arcade offers 97 targets (slow-moving ore cars, buzzards, and gravediggers) in an 1850s beamtown scenario. If you hit a tombstone, it may spin around and mysteriously change its epitaph. Coyotes howl, bridges creak, and skeletal arms reach out from the grave. To keep things authentic, newfangled electronic firing mechanisms with infrared bullets are concealed in genuine buffalo rifles. When you hit a target, you set off sound and motion gags. A dollar fetches 35 shots. Younger kids may find this more frustrating than fun.
- ✓ **Splash Mountain:** If I had to pick one ride as the Kingdom's most popular, Splash Mountain would be it (that should properly prepare you for the lines — sometimes longer than two hours — you'll most definitely experience). It's on par with SeaWorld's Journey to Atlantis (see Chapter 20), though half a click below Jurassic Park River Adventure at Islands of Adventure (see Chapter 19). Still, it has a flair that only Disney can deliver. Splash Mountain is a nifty voyage through the world of Disney's classic film *Song of the South*, past 26 colorful and delightful scenes that include backwoods swamps, bayous, spooky caves, and waterfalls. You ride in a hollow log flume as Brer Fox and Brer Bear chase the ever-wily Brer Rabbit, and finish with a 52-foot, 45-degree, 40-mph drop, with an impressively high splash factor (around 200 megatons worth of wet) that can thoroughly soak you and anyone remotely close by (but may at times be hit or miss for riders). If you're lucky enough to have some real heavyweights in the front seat, be prepared for an explosive ride on the five-story downhill. FASTPASS is available, but this is one that runs out early.



In summer, this ride can provide sweet relief from the heat and humidity, but in cool weather, parents may want to protect their kids (and themselves) from a chill. Splash Mountain is recommended for ages 8 and older. If your kids are unsure whether they want to ride, let them watch from the bridge for a few minutes — they'll make up their minds after they see one or two logs make the drop. *Riders must be at least 40 inches tall.*



On warmer days, the ride shoots out a spray of water onto the viewing bridge in front of the big drop. If you want to catch your friends unaware for a good soaking, count the log drops: Every third one emits a good spray.

- ✓ **Tom Sawyer Island:** Board Huck Finn's raft for a two-minute float across a river to this densely forested island, where kids can explore **Injun Joe's Cave** (complete with such scary sound effects as whistling wind), navigate a swinging bridge, and investigate an old wooden fort. Narrow, winding dirt paths lined with oaks, pines, and sycamores create an authentic backwoods atmosphere. It's easy to get briefly lost and stumble upon some unexpected adventure. It's a great place for kids to use up a little excess energy and

DropBooks

for moms and dads to relax and maybe indulge in a snack at **Aunt Polly's**, which overlooks the river.

"It's fun just being able to run around, not wait in all the lines." The caves and the bridges were really cool but so was the whole island. Austin (19) and Nicolas (10) weren't the only ones who gave it great reviews — everyone in the family concurred (though Davis, age 6, preferred to avoid exploring the darkened caves — which can be frightening and somewhat disorienting at times).

- ✓ **Woody's Cowboy Camp:** Headed up by Woody, Jesse, and Bullseye, this party is a rootin' tootin' good time. After being rounded up and roped in, kids (along with a few parents) join in on the foot-stompin' fun as they giddy-up on wooden horses to maneuver their way through the cacti, mountain, and mineshaft-filled obstacle course with Bullseye leading the way. For *Toy Story* fans and kiddie-cowboys (or -girls), this one's a must!

Adventureland

Adventureland is a left turn at the end of Main Street. Kids can engage in swashbuckling behavior while walking through dense tropical foliage (complete with vines) or marauding through bamboo and thatch-roofed huts. The architecture is a combination of the Caribbean, Southeast Asia, and Polynesia. Walt Disney wanted this section of the park to exude romance, mystery, and (duh!) adventure. Plenty of the latter is here, especially for kids, though you may have more trouble finding the first two. Here are some of the popular attractions in Adventureland:

- ✓ **The Enchanted Tiki Room:** Upgraded over the years, the show's newest cast member is Iago of *Aladdin* fame. This attraction is set in a Polynesian-style building with thatch roof, bamboo beams, and tapa-bark murals. Other players include 250 tropical birds, chanting totem poles, and singing flowers that whistle, tweet, and warble. The show runs continuously throughout the day. Young children are most likely to appreciate this one, but so will nostalgic adults. (Children younger than 2 may be frightened by the loud noises.) Otherwise, consider this only as a respite from the heat.
- ✓ **Jungle Cruise:** Give Disney ten minutes, and it gives you four famous rivers on three different continents. This narrated voyage on the Congo, Amazon, Mekong, and Nile rivers offers glimpses of animatronic animals, tropical and subtropical foliage (most of it real), a Temple of Doom-type camp, and lots of surprises. The ride passes animatronic pythons, elephants, rhinos, gorillas, and hippos that pop threateningly out of the water and blow snot — well, it could've been snot if they weren't robots — on you. This exhibit is about 30 years old, which means it's pretty hokey at times, but it's still a nice way to relax if the lines don't stretch too long (though the waiting area for this ride does offer some amusing moments — check out the prop menus on the walls).

DropBooks

- ✓ **The Magic Carpets of Aladdin:** The first major ride added in Adventureland since 1971 delights wee ones and even some older kids. Its 16 four-passenger carpets circle the giant genie's bottle, while camels spit water at unsuspecting riders in much the same way riders are sprinkled at One Fish, Two Fish, Red Fish, Blue Fish at Islands of Adventure (see Chapter 19). As the fiberglass carpets spin, you can move them up, down, forward, and back.

If the lines are too long at Dumbo (see the “Fantasyland” section, earlier in this chapter), this is a good alternative; the rides are similar but the lines here aren't nearly as sluggish.



- ✓ **Pirates of the Caribbean:** This oldie-but-goodie is another cult favorite (a Disney archivist confessed to me that it's still his favorite, which should be no great surprise given that this is another ride that Walt Disney had a hand in creating). After walking through a long, and somewhat eerie, grotto, you board a boat headed into a dark cave where you are warned that “Dead men tell no tales.” Therein, elaborate scenery and hundreds of incredibly detailed (some of Disney's best) animatronic figures re-create an almost refreshingly non-PC Caribbean town overrun by buccaneers. To a background of cheerful yo-ho-ho music, the sound of rushing waterfalls, squawking seagulls, and screams of terror, passengers pass through the line of fire into a raging raid and panorama of almost fierce-looking pirates swigging rum, looting, and plundering. Recent refurbishments, impeccably timed with the release of *Pirates of the Caribbean: Dead Man's Chest* in 2006, have Jack Sparrow, Barbossa, and Davy Jones joining the marauding mayhem while a tweak and a twist in the story line and enhanced special effects freshen up this old favorite. This ride, in addition to being one of the best in the park, is another great place to cool off on a hot day.



“The drop takes you by surprise — that's pretty cool, and the pirates are great, it's almost like being in the middle of the movie.” Kids ages 5 and younger may find a pirate's life a bit too scary, especially with the small drop in the dark. Most kids 6 or older, though, will enjoy it. The recent films based on the ride have made it even more popular with the young and teen sets, who have fun spotting the scenes, and now famous faces, found in the movies.



Captain Jack Sparrow's Pirate Tutorial entertains nearby crowds as the great Captain himself (and believe me, you'd be hard-pressed to tell the difference), along with his mate Mack, take on a pint-size crew of pirates-in-training, teaching them the art of sword-play and other silly swashbuckling fun. The young recruits are then sworn in as honorary members of Captain Jack's crew as they say the pirate's oath. All the kids (recruits and younger onlookers alike) receive certificates. The show takes place several times a day; see the *Times Guide* or check the Entertainment board on Main Street for a schedule.

DropBooks



- ✓ **Swiss Family Treehouse:** The story of the shipwrecked Swiss Family Robinson (via the 1960 Disney film of the same name) comes alive in this attraction made for swinging, exploring, and crawling fun. The “tree,” designed by Disney Imagineers, has 3,000 tiny white leaves sprouting from a 90-foot span of branches; although it isn’t real, it’s draped with actual Spanish moss. It’s simple and devoid of all that high-tech stuff that’s popular in today’s parks, but that’s what makes it so fun.

Be prepared to stand in a slow-moving line on busy days — the only thing that moves on this one are your feet, so the experience is only as fast paced as the people ahead of you make it. Lines are shortest later in the day though darkness makes maneuvering the stairs even more challenging. The attraction is also difficult for travelers with limited mobility to navigate. My younger kids (those under 8) thought it was neat enough, but were relatively unimpressed — the older ones simply bypassed it, in search of bigger adventures.

Parades and fireworks

Disney excels at producing fanfare, and its parades, shows, and fireworks displays are among the best of their kind in the world. Note, however, that some productions are staged only on a limited basis or during certain times of the year. Grab a *Times Guide and New Information* brochure when you arrive. It includes an entertainment schedule that lists special goings-on for the day, including concerts, encounters with characters, holiday events, and other major happenings. If you want to know whether a specific parade or fireworks show will be staged when you’re in town, consult the calendar at www.disneyworld.com or call ☎ 407-934-7639.



During fireworks and parades, Disney ropes off designated viewing spots for travelers with disabilities and their parties. Consult your park map or a park employee at least an hour before the parade, or you may have trouble making it through the crowds to get to the designated spots. Additionally, if there are two showings of a parade, the later one is usually less crowded.

If nobody in your party is a huge parade fan, these are the best times to ride some of the more popular attractions — while everyone else is lined up along the parade route. You can also use the Walt Disney World Railroad (mentioned earlier in the chapter) to navigate around the various areas of the park when the parade route has blocked off most major routes through the park.



Here are Disney’s best parades and fireworks displays:

- ✓ **Wishes Nighttime Spectacular:** This explosive display debuted in fall 2003 and is touched off nightly at closing, except during the summer and on holidays when extended park hours allow for the fireworks to be shown between two scheduled showings of the

DropBooks

“SpectroMagic” Parade (see next in this list). Before the display, Tinker Bell flies magically from Cinderella Castle. Then as a cacophony of intricately choreographed fireworks fills the skies, and Jiminy Cricket narrates, images are projected onto the castle in time to the melody of Disney songs being broadcast parkwide. Suggested viewing areas include almost anywhere on the front side of Cinderella Castle, including the very front of Liberty Square and Adventureland. The back of Liberty Square, Frontierland, and Mickey’s Toontown Fair offer views as well, though some of the spectacular effects get a bit lost from behind. Disney hotels close to the park (the Grand Floridian, Polynesian, Contemporary, and Wilderness Lodge — all reviewed in Chapter 9) also offer views, as the fireworks display is rather large. This show can make even the most blasé fireworks watcher say, “Wow!”

- ✔ **“SpectroMagic” Parade:** This after-dark parade combines fiber optics, holographic images, clouds of liquid nitrogen, old-fashioned twinkling lights, and a soundtrack featuring classic Disney tunes. Mickey, dressed in an amber and purple grand magician’s cape, makes an appearance in a confetti of light. You’ll also see the SpectroMen atop the title float, and Chernabog, *Fantasia*’s monstrous demon, who unfolds his 38-foot wingspan. It takes the electrical equivalent of seven lightning bolts (enough to power a fleet of 2,000 trucks) to bring the show to life.

SpectroMagic plays only *on select nights*, when park closing extends past dusk (generally during busy periods and on weekends). When park hours are extended to 10 p.m. or later, there are often two chances to view the parade. Check your show schedule to determine availability.

- ✔ **Disney Dreams Come True Parade:** Known as Share a Dream Come True in a previous life, you’ll find that not too much has really changed. Loads of characters — most atop floats (now sans the snow globes), others alongside — sing, dance, and march their way up Main Street (and into Frontierland) on a daily basis. It’s one of the most popular parades in the park and takes place during the height of the day.



Index of Attractions by Land

Adventureland

The Enchanted Tiki Room
Jungle Cruise
The Magic Carpets of Aladdin
Pirates of the Caribbean
Swiss Family Treehouse

Fantasyland

Cinderella Castle
Cinderella’s Golden Carousel
Dumbo The Flying Elephant
“it’s a small world”
Mad Tea Party
The Many Adventures of Winnie the Pooh

Mickey's PhilharMagic
Peter Pan's Flight
Snow White's Scary Adventures

DropBooks

Frontierland
Big Thunder Mountain Railroad
Country Bear Jamboree
Frontierland Shootin' Arcade
Splash Mountain
Tom Sawyer Island
Woody's Cowboy Camp

Liberty Square

Liberty Square Riverboat
The Hall Of Presidents
The Haunted Mansion

Main Street U.S.A.

Harmony Barber Shop
Main Street Family Fun Day Parade
Walt Disney World Railroad

Mickey's Toontown Fair

The Barnstormer at Goofy's Wiseacre Farm
Donald's Boat
Mickey's Country House
Minnie's Country House
Toontown Hall Of Fame

Tomorrowland

Astro Orbiter
Buzz Lightyear's Space Ranger Spin
Monsters, Inc. Laugh Floor
Space Mountain
Stitch's Great Escape!
Tomorrowland Indy Speedway
Tomorrowland Transit Authority
Walt Disney's Carousel of Progress



Chapter 13

DropBooks Epcot

In This Chapter

- ▶ Highlighting Epcot basics
- ▶ Checking out Future World
- ▶ Touring the World Showcase

Grab a big pot. Start with a theme-park foundation, stir in a heaping helping of technology, and add splashes of global architecture, street performers, and interactive exhibits. What do you have? Epcot, a science field trip combined with a whirlwind tour of the world — without the jet lag, although some say it’s just as draining when you try to experience it in one day.

Walt Disney wanted his “Experimental Prototype Community of Tomorrow” to be a high-tech city. But when it opened 15 years after his death, it was a theme park, and the name was shortened to an acronym, Epcot, because, well, it looked good in the snazzy Disney brochures.



Although the Magic Kingdom is every child’s dream, Epcot isn’t. It’s techno and worldly, best suited for older children (8 and up) and adults with vivid imaginations or cravings to know how things work — or will work in the future. This makes it the least friendly of the Disney parks for those younger than 8. That said, Disney has made a concerted effort to attract and entertain its younger guests in recent years. But even with recent additions — and there are some biggies — there still remains less for tots and tykes at Epcot than at any of the other three theme parks. If you have wee ones, or if all your kids are under the age of 6, I recommend skipping it this time around. If, on the other hand, you have school-age kids (or a mix of tots to teens), or simply an inquiring mind yourself, I suggest at least a two-day visit because it’s so vast and varied. In the **World Showcase**, you experience exotic, far-flung lands without a passport. In **Future World**, you can jump into the third millennium as you explore cutting-edge technology and the latest and greatest thrill rides.

Discovering Epcot’s Essentials

Before helping you dive into Epcot’s attractions, I need to get a few more practical matters out of the way.

Buying tickets and making reservations

Tickets to Epcot cost \$71 for a one-day adult admission, \$60 for kids ages 3 to 9, *but prices frequently change*. See Chapter 11 for other admission options.

Tickets aren't the only thing that will deplete your stash of cash. The prices of consumables are pretty much standard among Disney parks: \$2 or more for a soda or milk, \$1.25 to \$2 for bottled water, \$2.50 for an ice cream bar, and \$1.70 (and up) for a cup of coffee or cocoa.

You can make **Advanced Dining Reservations** (see Chapter 10) at Guest Relations in the Plaza area, though it's best to make them well ahead of time by calling ☎ 407-939-3463.

Future World usually is open from 9 a.m. to 7 p.m. and sometimes as late as 10 p.m. World Showcase opens at 11 a.m. and generally remains open until 9 p.m., sometimes later.

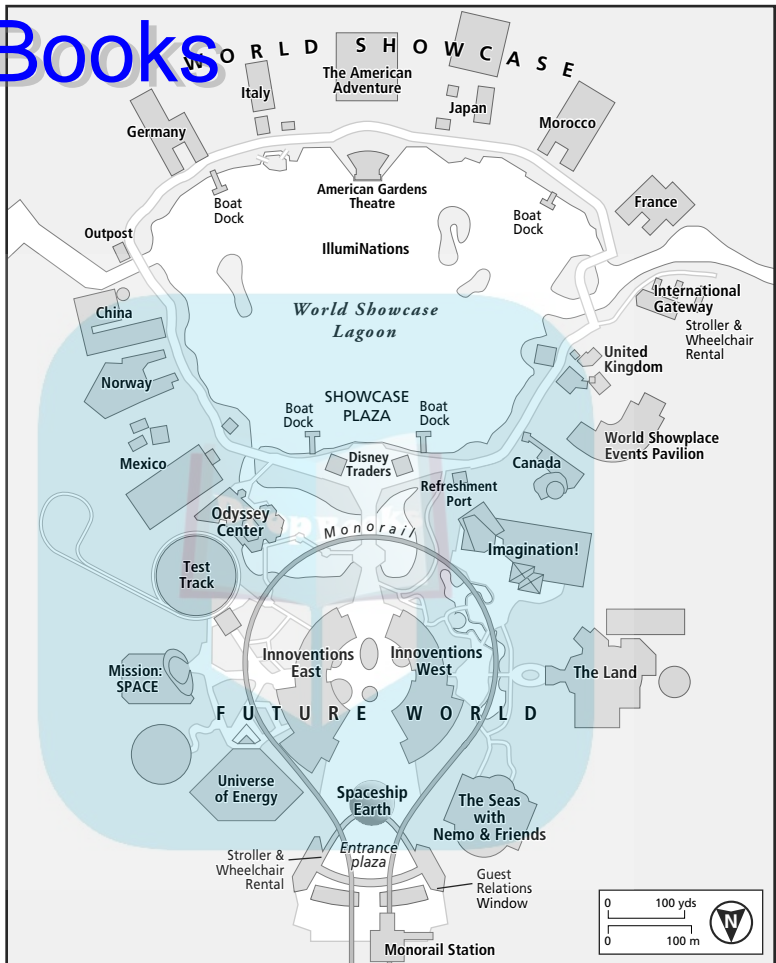
Locating special services and facilities

If you forgot to bring essential items, or if you need special assistance while at the park, this list of services and facilities may come in handy:

- ✔ **ATMs** accept cards from banks using Cirrus, STAR, and PLUS. You can find them at the front of the park, in the American Pavilion (near the very back), and on the bridge between World Showcase and Future World.
- ✔ The **baby changing area** for Epcot is located in the **Baby Care Center** near the Odyssey Center in Future World. It sells disposable diapers, formula, baby food, and pacifiers. Changing tables are in all women's and some men's restrooms.
- ✔ You can buy **disposable cameras and film** throughout the park, including a limited selection of digital supplies. CD burning and picture printing services are available at KODAK Picture Kiosks and select stores at all four theme parks.
- ✔ Registered nurses staff the **First Aid Station**. It's located near the Odyssey Center in Future World.
- ✔ **Lockers** are located west of Spaceship Earth in the Entrance Plaza, and at the International Gateway (Epcot's back entrance). The cost is \$7 a day, including a \$2 deposit.
- ✔ **Lost children** are usually taken to Odyssey Center or the Baby Care Center. *Children under 7 should wear name tags on the inside of their clothing.*
- ✔ You can send **packages** from any store in the park to the Gift Shop in the Entrance Plaza, where you can pick them up all at once at the end of the day. (This service is free.) Allow three hours for delivery. A package pickup also is located in the World Traveler at



DropBooks



the International Gateway entrance in the World Showcase. Disney resort guests can have their purchases sent directly to their hotels.

- ✔ You can arrange **pet care** for \$10 a day at the **Pet Care Kennels** outside the Entrance Plaza at Epcot (☎ 407-824-6568). Proof of vaccination is required. Four other kennels are available in the WDW complex.
- ✔ **Rent strollers** east of the Entrance Plaza and at World Showcase's International Gateway. The cost is \$10 for a single and \$18 for a double.

- ✓ **Rent wheelchairs** inside the Entrance Plaza at the gift shop to your left, and at World Showcase's International Gateway; they cost \$10. Electric chairs cost \$35 a day plus a \$5 deposit.

Call 407-934-7239 or visit www.disneyworld.com to obtain additional information about WDW properties.

Touring Epcot's Top Attractions

Epcot's 300 acres are vibrantly landscaped, so enjoy the scenery on your way through its two very distinctive areas, Future World and World Showcase.



Epcot is big enough that walking around it can be exhausting (the **World Showcase** semicircle alone is 1.3 miles). That's why some people say Epcot stands for "Every Person Comes Out Tired." If you don't spend much time lingering in the World Showcase, you can see all of Epcot in one day, but you'll need a vacation after you're finished. A boat launch that runs from **Future World** to Germany or Morocco may be a great way to get a sampling of World Showcase, unless you want the complete world tour. The good news is that most of the attractions take a fair amount of time, giving you a break between all that walking.



To locate the attractions I discuss in the following sections, check out the "Epcot" map on p. 203.

Experiencing Future World

Most visitors enter Epcot through the main entrance at Future World (there is, unlike at any other park, a back entrance where guests of the BoardWalk, Swan, Dolphin, Yacht Club, and Beach Club resorts have access by boat). **Spaceship Earth**, that thing that looks like the giant silver golf ball meant for a club to fit Paul Bunyan, centers Future World. Major corporations such as Siemens, Hewlett-Packard, General Motors, Nestlé, and Kodak sponsor Future World's nine themed areas. The exhibits focus on discovery, scientific achievements, and technology in areas spanning from energy to undersea exploration.

Innoventions: The Road to Tomorrow

The crescent-shaped buildings to your right and left, just beyond Spaceship Earth, showcase cutting-edge technology and future products in the Innoventions exhibit. The headliner in the building to the left (Innoventions East) as you enter the park is **House of Innoventions**, which offers a preview of tomorrow's smart house (including a refrigerator that can itemize and order groceries, and a Jacuzzi with surround sound). A recent addition is **Plastic Works**, where kids can build their own robot and — bonus — they get to keep it for free. The **Test the Limits Lab** exhibit has six kiosks that let kids and fun-loving adults try out a variety of products. In one, you can pull a rope attached to a hammer that

crashes into a TV screen to see whether it's shatter resistant. Other exhibits focus on communications, the Segway transport device, the Internet, and your business savvy.

Across the way at Innoventions West, crowds flock to **Video Games of Tomorrow**, which has nearly three dozen game stations, and the **Ultimate Home Theater**, which offers a look at the history of home entertainment and a futuristic home setup that will have couch potatoes salivating. **ThinkPlace presented by IBM** looks at various interactive software programs (including voice-recognition technology) and also features Internet postcards that allow you to take a picture and send it via e-mail to family and friends back home. **Where's the Fire?** is America's largest fire-safety display, where kids can get an up-close look at a life-size fire truck and follow a lighted path through a burning house to safety. Other diversions include a virtual-reality playground and a display highlighting advances in the life sciences at the **Great American Farm. Rockin' Robots**, the latest addition to Innoventions, has cyber-sonic cyborgs making music from items (some instrumental, others most definitely not) of your choosing.



Epcot has an all-new spot (creatively titled the Epcot Character Spot) to meet and greet your favorite characters; even the great Mouse himself makes a daily appearance. This interactive venue, located in Innoventions West behind Club Cool, replaces the current Character Connection. Hosting five themed areas (mirroring Future World's pavilions: energy, transportation, communication, the land, and space), you'll find Mickey, Minnie, Goofy, Pluto, and Chip 'n' Dale, so shake hands, exchange hugs, and snap those photos.

Imagination! Pavilion

Even the fountains in front of this pavilion are magical — shooting water snakes through the air. (The fountains are popular with kids, who like to try to catch water snakes and, in the process, get a good soaking.)

The pavilion's main attraction is the 3-D "**Honey, I Shrank the Audience**" ride, based on the Disney film *Honey, I Shrank the Kids*, in which you're caught up in all the mayhem of another shrinking experiment gone awry. Inside, mice terrorize you and, after you're shrunk, a large cat adds to the trauma; then a giant 5-year-old gives you a good shaking. Vibrating seats and sensory effects enhance all the 3-D action. In the end, everyone is returned to proper size — but not the dog, who offers up one final surprise. Kids under 4 may be frightened by some of the special effects; most older kids will be utterly amused.

On **Journey Into Imagination with Figment**, things begin with an open house at the Imagination Institute, with Dr. Nigel Channing (played by Monty Python's Eric Idle) taking you on a tour of the labs that demonstrate how the senses capture and control one's imagination. Figment arrives at each of the areas to prove it's far, far better to set your imagination free. He invites you to his upside-down house, where a new

perspective enhances your imagination. This ride is best for the younger set; older kids will find it too tame.

DropBooks

After you disembark, head for the **Kodak “What If” Labs**, where your kids can burn a lot of energy while exercising their imaginations at a number of interactive stations that allow them to conduct music, experiment with video, or transform themselves into animals. The lab can be accessed from the outside as well, so older kids can experiment while waiting for their younger siblings to ride along with Figment.

The Land Pavilion

The Land is Future World’s largest pavilion (a whopping 6 acres) and showcases the wonders of food and the environment. **Living with the Land**, a 14-minute boat ride through a simulated rain forest, an African desert, and the Great Plains, may be a tad too dry for visitors not interested in agriculture. New farming methods and experiments ranging from hydroponics to plants growing in simulated Martian soil are showcased in real gardens.



A 45-minute **Behind the Seeds** walking tour for gardeners and others who want a more detailed agricultural lesson is offered daily, it costs \$14 for adults and \$10 for kids 3 to 9. Sign up at the Green Thumb Emporium to the right of the Sunshine Seasons food court area.

Live footage and animation mix in **Circle of Life**, a 15-minute, 70mm motion picture based on *The Lion King*. The story line has Timon and Pumbaa building a monument to the good life called Hakuna Matata Lakeside Village, but their project, as Simba points out, is damaging the savanna for other animals. It’s a fun, but pointed, environmental message.



The Land’s newest attraction is **Soarin’**, a ride borrowed from Disney’s California Adventure park. The experience combines cinematic artistry and state-of-the-art motion technology as you’re seated in mock-gliders and lifted 40 feet inside a giant projection-screen dome. Completely surrounded with the beauty and wonder of the state of California, the elevated seats take you on a scenic tour over the Golden Gate Bridge, the redwood forests, Napa Valley, and Yosemite, gliding and swooping over the changing landscapes. You can even feel the sweeping winds and smell fragrant orange blossoms and pine trees around you. The entire experience is absolutely one of the best in all of Disney. It makes me wonder if a version showcasing Florida’s highlights may be next . . . Epcot is in Florida after all. *You must be 40 inches tall to ride.* This is definitely a good candidate for FASTPASS; the lines are lengthy with wait times of at least an hour, even during the slower seasons.



Look for a second electronic information board to pop up near the entrance to The Land sometime in upcoming months. What exactly will be displayed? No one knows. (Disney does, of course, but they’re not telling.) It could be anything from FASTPASS information to wait times at the rides to show schedules or anything in between.

DropBooks

Water cooler conversations

Many in-crown items at Disney World has hidden entertainment value. Take a sip of water at the drinking fountain in Epcot's Innoventions Plaza (the one right next to the Mouse Gear shop close to Innoventions East) and it may beg you not to drink it dry. No, you haven't gotten too much sun — the fountain actually talks (much to the delight of kids and the surprise of unsuspecting adults). A few more talking fountains are scattered around Epcot.

The fountains aren't the only items at WDW that talk. I've kibitzed with a walking and talking garbage can (named PUSH) in Tomorrowland at the Magic Kingdom (he's been known to make appearances at Epcot as well). An assortment of sassy (if not mobile) garbage cans are also in place at the Magic Kingdom inside Cosmic Ray's Starlight Café. And a personable palm tree (who goes by Wes Palm) may strike up a conversation with you at Animal Kingdom. Ask a Disney employee to direct you if you want to meet any of these chatty contraptions.

The Seas with Nemo & Friends Pavilion

This “reimagined” pavilion (formerly known as the Living Seas Pavilion), intent on keeping the kid set entertained, still contains its signature aquarium filled with 5.7 million gallons of saltwater, and coral reefs inhabited by some 4,000 sharks, barracudas, parrotfish, rays, dolphins, and other sea critters. Now, however, instead of exhibits tracing the history of undersea exploration and a seven-minute edu-flick, you pass through a serene undersea set (okay, it's really the queue) before picking up where the blockbuster hit *Finding Nemo* left off. “Clamobiles” slowly transport guests through the colorful coral reef in search of Nemo — who has once again wandered off from his class field trip with Mr. Ray. Kids will spot several familiar characters along the way, including Dory, Bruce, Marlin, Squirt, and Crush, who happily join in on the search and, thanks to new animation technology, swim right alongside the aquarium's live inhabitants. The ending is, of course, a happy one, and Nemo is safely reunited with his friends.

Turtle Talk with Crush, an interactive theater presentation, captivates kids' attention, as well as their hearts. In the theater (now slightly larger, thanks to a recent refit), adults sit on benches in the back, while children are asked to sit on the floor right in front of the screen (which initially looks like a giant underwater viewing area). After a brief introduction, Crush, a 152-year-old sea turtle from *Finding Nemo*, appears swimming around, chit-chatting to himself and, before you know it, with the kids — and I mean really conversing. Thanks to some amazing technology and animation, the turtle can “see” the audience, pick out whose question he'd like to answer by describing the person's clothing, and actually respond to questions. Kids (and parents) love it.

Disney has also added a small play area where little ones can expend some of their extra energy. **Bruce's Shark World** features some larger-than-life (albeit animated) sharks to climb on, in, and around.

The two-level seabase still displays numerous exhibits dealing with various aspects of marine science and technology, and — most important of all — through acrylic windows, you get close-up views of real denizens of the deep, as they swim amidst a tremendous man-made coral reef. Both kids and adults enjoy visiting the rescued manatees (sea cows), which reside on the second level.



Epcot DiveQuest is a program that enables certified divers ages 10 and up to take part in a three-hour program that includes a 40-minute dive in the Seas with Nemo & Friends aquarium. (Divers between 10 and 11 are required to have an adult participate along with them; those between 12 and 17 require a signed waiver.) The program costs \$140. Call ☎ 407-939-8687 for details. Keep in mind, however, that you get more dolphins for your money at **Discovery Cove** (see Chapter 20).

Spaceship Earth Pavilion

Epco's iconic, silvery geosphere houses an attraction of the same name, a slow-track journey back to the roots of communications. The 15-minute ride begins with Cro-Magnon cave painting and then advances to Egyptian hieroglyphs, the Phoenician and Greek alphabets, the Gutenberg printing press, and the Renaissance. Technologies develop at a rapid pace, through the telegraph, telephone, radio, movies, and TV. It's but a short step to the age of electronic communications. But, that's not where it ends. In 2007, in partnership with Siemens, the icon underwent a lengthy and much-needed update. Included in the improvements: an all-new ending that allows riders a sneak peek into the future thanks in part to the newly installed interactive touch screens aboard each "time machine," enhancements and upgrades to the existing scenes and special effects throughout the attraction, the addition of new scenes, and a hands-on exhibit (located just beyond the exit) featuring games and displays that showcase a variety of innovative future technologies. At press time, the interactive area was completed, but renovations inside aren't slated for completion until late in 2007, with the ride closing down for close to five months. Currently, the presentation isn't nearly as engaging as others in the park, but if it's a really hot day, you need time off your feet, or you have time to spare, then, by all means, sit back, cool off, and enjoy.

Test Track Pavilion



Test Track is a \$60-million marvel of a ride that combines General Motors (GM) engineering and Disney Imagineering. You can wait in line an hour or more during peak periods, so use FASTPASS. (See Chapter 11 for more information about beating the long lines.) During the last part of your wait, you snake through displays about corrosion, crash tests, and more. The five-minute ride follows what looks to be an actual highway. It includes

DropBooks

braking tests, a hill climb, and tight S-curves in a six-passenger “convertible.” The left-front seat offers the most thrills as the vehicle moves through the curves. There’s also a 12-second burst of heart-pumping speed to the tune of 65 mph on the straightaway (with no traffic!). It’s one of the best thrill rides in Epcot, and for those who can’t stomach roller coasters, it offers a few thrills that you most likely can handle.



“The beginning is a lot of stopping and starting, but once you hit 60 it’s a blast. The only part I didn’t like was waiting in line.” Fourteen-year-old Ryan liked it, and 10-year-old Nicolas went back for more, but it may be too intense for those younger than 10, and it has a *40-inch height minimum*. The single-rider line (which allows singles to fill in vacant spots in select cars) can speed up your wait time if you can’t snag a FASTPASS — which really happens (more often than not)! — but you have to be willing to split up your party to use it. Also keep in mind that rain will shut it down, so head here early in the day if there’s even the slightest chance of a sprinkle.

In 2007, **Fuel for Thought**, a high-tech interactive walk-through exhibit highlighting GM’s latest automotive fuel technologies, was added. Touch-screen games and interactive kiosks offer a glimpse of fuel cells, hybrids, and GM’s environmental efforts.

Mission: SPACE Pavilion



The headliner for the Mission: SPACE Pavilion is a motion simulator like those used by astronauts training for space. (Think G-forces and weightlessness.) You assume the role of commander, pilot, navigator, or engineer, depending on where you sit, and must complete related jobs vital to a flight to the Red Planet (don’t worry if you miss your cue, you won’t crash). The ride uses a combination of visuals, sound, and centrifugal force to create the illusion of a launch and trip to Mars. As the launch begins, your rocket rumbles under you, white clouds of steam billow around you, and you shoot into the galaxy. Of course, some unexpected twists and turns require you to react pronto in order to complete your mission successfully. Even veteran roller-coaster riders who tried the simulator said the sensation mimics a liftoff, as riders are pressed into their seats and the roar and vibration tricks the brain during the launch portion of the four-minute adventure.

In the pre-ride show, you go to the futuristic International Space Training Center and then proceed to the Ready Room where you learn your role as commander, pilot, navigator, or engineer from CapCom (played by actor Gary Sinese, who costarred in *Apollo 13*).



Because this is probably one of the most physically intense rides in all of Mickeyville, Disney was prompted to create a less-intense version after numerous guests reportedly experienced various adverse effects. By removing the centrifuge from two of the four simulators, riders can now choose their experience: the original G-force generator, or a milder, mellower Mission. If you are prone to motion sickness from spinning, have a

DropBooks

sinus infection, or experience severe claustrophobia (it's a pretty tight fit), the mellow Green Team version would definitely be the better choice. There's a reason they put motion sickness bags in each capsule and post all the warnings. After the door of your pod closes, that's it — there's no escape. You're going to Mars whether you like it or not. If you choose the original (or Orange Team) and the experience gets to be too much midtrip, a Disney Imagineer told me that focusing straight ahead can help minimize the effects, and he warned against closing your eyes as that actually *enhances* the ride's intensity.

Just so you know, if you're taller (or shorter, in the case of younger kids) than average, you may have difficulties seeing the screen from the optimum perspective or handling the controls from the optimum angle.



"It was awesome — the whole ride was intense, but awesome." Fourteen-year-old Ryan, who has an intense hatred for most roller coasters, survived and was even smiling after the (original) ride. My 10- and 12-year-old concurred. After riding (the original version), Nicolas was overheard saying, "It's soooooo cool. Can I go again? It's even better than the roller coasters." (This from a roller-coaster junkie.) But be aware that it (in particular, the original) may be far too intense for those younger than 10 and it has a *44-inch height minimum*.

Universe of Energy

Sponsored by Exxon, Universe of Energy has a roof full of solar panels and a goal of bettering your understanding of America's energy problems and potential solutions. **Ellen's Energy Adventure**, the pavilion's 32-minute ride, features comedienne Ellen DeGeneres tutored by Bill Nye the Science Guy to be a *Jeopardy!* champ. An animated movie depicts the Earth's molten beginnings, its cooling process, and the formation of fossil fuels. You then move back 275 million years into an eerie, storm-wracked landscape of the Mesozoic era. Giant audio-animatronic dragonflies, pterodactyls, dinosaurs, earthquakes, and streams of molten lava threaten before you enter a misty tunnel deep in the bowels of a volcano. When you emerge into a giant space that looks like a NASA control room, a 70mm film projected on a massive 210-foot wraparound screen depicts the challenges of the world's increasing energy demands and the emerging technologies that will help meet them. The show ends on an upbeat note — a vision of an energy-abundant future and Ellen as a new *Jeopardy!* champion. The ride itself is a bit slow moving (literally), but the bits featuring Ellen are funny, and it's a good place to escape the heat. Younger kids may find brief parts of the film a bit intense and the fleeting appearance of the dinosaurs a tad too lifelike.

Wonders of Life Pavilion

At press time, the Wonders of Life pavilion remains closed. This has, in fact, been the case since 2004 — a good deal longer than most "seasonal" shutdowns generally last. This of course begs the question: Is a new attraction in the works? Disney's not commenting, but the omission

of the pavilion from park maps reads loud and clear. It would seem that the fate of Wonders of Life may very well be a slow death.

DropBooks *Traveling through the World Showcase*

The World Showcase is enjoyed mainly by adults or older kids with an appreciation of world history, architectural wonders, and cultural shows. Its 11 miniature nations, each re-created with meticulous detail, open at 11 a.m. daily and surround the park's 40-acre lagoon. The showcase's countries have authentically indigenous architecture, landscaping, background music, restaurants, and shops. The nations' cultural facets are explored in art exhibits, song-and-dance performances, and innovative rides, films, and attractions. And all the employees at each of the pavilions are natives of the country represented.



Most of these nations offer some kind of live entertainment throughout the day. You may see acrobats, bagpipers, mariachi bands, storytellers, belly dancers, and stilt walkers among other unique and interesting acts. Characters regularly appear in the Showcase Plaza. When you enter the park, check your *Times Guide and New Information* brochure for show-times. Schedules are also posted near the entrance to each country.



Those with kids should grab a copy of the *Epcot Kids' Guide* at Guest Relations upon entering the park; it uses a *K* in a red square to note **Kidcot Fun Stops** inside the World Showcase (and a few in Future World, too). These play and learning stations are for the younger set and allow them to stop at various World Showcase countries (and Future World pavilions), do crafts, get autographs, have Kidcot passports stamped (these are available for purchase in most Epcot stores and make a great souvenir), and, in World Showcase, chat with cast members native to those countries. Your kids will get the chance to learn about different countries and make a souvenir to bring home. For more information, stop in at Guest Relations when you get into the park. The Kidcot Fun Stop stations in World Showcase open at 11 a.m. daily; stations in Future World open at 9 a.m. daily.

Finally, excellent shopping and dining opportunities are available at all the pavilions. For details on dining inside the World Showcase, see Chapter 10; you can find shopping information in Chapter 17.

Canada Pavilion

The pavilion's highlight attraction is **O Canada!** — a dazzling, recently updated, 18-minute, 360-degree CircleVision film that shows Canada's scenic wonders, from sophisticated Montréal to the thundering flight of thousands of snow geese departing the St. Lawrence River.



The theater has no seats and you stand for the entire production (though there are lean rails).

The architecture and landscape in the Canada Pavilion include a mansard-roofed replica of Ottawa's 19th-century Château Laurier (here

DropBooks

called the Hôtel du Canada) and a Native village complete with 30-foot replicas of Ojibwa totem poles. The Canadian wilderness is reflected by a rocky mountain (really made of concrete and chicken wire); a waterfall cascading into a white water stream; and a mini forest of evergreens, stately cedars, maples, and birch trees. Don't miss the stunning floral display inspired by Victoria's world-renowned Butchart Gardens. **Off Kilter** entertains visitors with New Age Celtic music.

China Pavilion

You enter Epcot's version of China through a triple-arched ceremonial gate inspired by the Temple of Heaven in Beijing, a summer retreat for Chinese emperors. Passing through the gate, you'll see a half-size replica of this ornately embellished red-and-gold circular temple, built in 1420 during the Ming Dynasty. Gardens simulate those at Suzhou, with miniature waterfalls, lotus ponds, and bamboo groves.

Inside the temple, you can watch **Reflections of China**, a 20-minute, 360-degree CircleVision film that explores the culture and landscapes in and around seven Chinese cities. It visits Hong Kong, Beijing, Shanghai, and the Great Wall (begun 24 centuries ago!), among other places.



Like Canada, the theater here has no seats and you stand for the entire production (though there are lean rails).

Land of Many Faces is an exhibit that introduces China's ethnic peoples, and entertainment is provided daily by the amazing **Dragon Legend Acrobats**. Other entertainment includes the authentic instrumental sounds of **SI XIAN**.

France Pavilion

This pavilion focuses on France's Belle Epoque (Beautiful Age) — the period from 1870 to 1910 — when art, literature, and architecture ruled. You enter via a replica of the beautiful cast-iron Pont des Arts footbridge over the Seine and find yourself in a park with bleached sycamores, Bradford pear trees, flowering crape myrtle, and sculptured parterre flower gardens inspired by Seurat's painting *A Sunday Afternoon on the Island of La Grande Jatte*. The grounds also include a 1/10-scale model of the Eiffel Tower, which was built from Gustave Eiffel's original blueprints.

The premiere attraction here is **Impressions de France**. Shown in the palatial Palais du Cinema, a sit-down theater a la Fontainebleau, this 18-minute film is a journey through diverse French landscapes projected on a vast, 200-degree wraparound screen. Outside, grab a French pastry and watch the antics of **Serveur Amusant**, a comedic waiter who delights the crowd with a balancing act like no other.

Germany Pavilion

Enclosed by castle walls, Germany offers wursts, oompah bands, and a rollicking atmosphere. The clock tower in the central *platz* (plaza)

includes a glockenspiel that heralds each hour with quaint melodies. The **Biergarten Restaurant** was inspired by medieval Rothenberg, while 16th-century building facades replicate a merchant's hall in the Black Forest and the town hall in Frankfurt's Römerberg Square.

If you're a model-train fanatic or visiting with young kids, don't miss the exquisitely detailed version of a small Bavarian town, complete with working train station, located between Germany and Italy.

Italy Pavilion

Italy lures visitors over an arched stone footbridge to a replica of Venice's intricately ornamented pink-and-white Doge's Palace. Other architectural highlights include the 83-foot Campanile (bell tower) of St. Mark's Square, Venetian bridges, and a piazza enclosing a version of Bernini's Neptune Fountain. A garden wall suggests a backdrop of provincial countryside, and citrus, cypress, pine, and olive trees frame a formal garden. Gondolas are moored on the lagoon.

In the street entertainment department, **Sergio**, a mime juggler, fascinates visitors young and old daily. You can also see the hilarious **World Showcase Players**, who, at times, have been seen spoofing Shakespeare's Italian-set *Taming of the Shrew*. At press time, however, they were off on a quest for the Holy Grail.

Japan Pavilion

A flaming red *torii* (gate of honor) on the banks of the lagoon and the graceful blue-roofed Goju No To pagoda, inspired by an 8th-century shrine built at Nara, welcome you to the Japan pavilion, which focuses on Japan's ancient culture. If you have some leisure time, enjoy the exquisitely cultivated Japanese garden — it's a haven of tranquility in a place that's anything but, and 90 percent of the plants you see are actually native to Japan. The Shishinden, inspired by the ceremonial and coronation hall found in the Imperial Palace grounds at Kyoto, is home to the **Mitsukoshi Department Store** (discussed in Chapter 17). The **Bijutsu-kan Gallery** offers rotating exhibits ranging from 18th-century Bunraki puppets to Japanese baseball.



Make sure that you include a performance of traditional Taiko drumming by **Maturiza**, which entertains guests daily. Japanese storytellers offer up native tales every now and then, and right before your eyes, **Miyuki** transforms ribbons of rice dough into intricate sculptures to save or savor — you decide.

Mexico Pavilion

Mariachi bands greet you at Mexico's festive showcase, fronted by a Mayan pyramid modeled on the Aztec temple of Quetzalcoatl (God of Life) and surrounded by dense Yucatán jungle landscaping. Just inside the pavilion's entrance, a museum exhibits rare Oaxacan wood sculptures. Also inside the pyramid you'll find an open-air marketplace filled

DropBooks

with artisans peddling their wares under the star-filled skies above (it's always nighttime here) behind which is the **Gran Fiesta Tour Starring the Three Caballeros** (replacing El Rio Del Tiempo). This eight-minute cruise along the Mexican countryside now features Donald Duck, José Carioca, and Panchito (from the 1944 Disney classic, *The Three Caballeros*) as they reunite to perform in Mexico City. Donald, however, wanders off to see the sights, leaving José and Panchito to search for him. An animated overlay blends the Caballero characters in with the existing scenery. Along the river route, passengers get a close-up look at the Mayan pyramid and the erupting Popocatepetl volcano.



Mariachi Cobre, a 12-piece mariachi ensemble, often performs in the marketplace as well as out in front of the Mayan temple.

Morocco Pavilion

A replica of the world-famous Koutoubia Minaret, the prayer tower of a 12th-century mosque in Marrakesh, overlooks the very atmospheric pavilion of Morocco, featuring the architectural styles of several cities inside the North African kingdom. The exotic ambience is enhanced by geometrically patterned tile work, hand-painted wood ceilings, and brass lighting fixtures. The Medina (old city), entered via a replica of an arched gateway in Fez, leads to a traditional Moroccan home and the narrow, winding streets of the *souk*, a bustling marketplace where authentic handicrafts are on display. The Medina's courtyard centers on a replica of the ornately tiled Najjarine Fountain in Fez.

The **Gallery of Arts and History** contains ever-changing exhibits of Moroccan art. A guided tour of the pavilion, **Treasures of Morocco**, runs three times daily. (Check your *Times Guide and New Information* brochure for show schedules.) Speaking of shows, the band **Mo'Rockin'** kicks things up with Arabian rock music.

Norway Pavilion

The Norway Pavilion's stave church, located off a charming cobblestone plaza, and styled after the 13th-century Gol Church of Hallingdal, features changing exhibits focusing on Norwegian art and culture. A replica of Oslo's 14th-century Akershus Castle is the setting for the pavilion's restaurant, **Akershus Royal Banquet Hall** (see Chapter 10). Other buildings simulate the red-roofed cottages of Bergen and the timber-sided farm buildings of the Nordic woodlands.

Norway includes a two-part attraction. **Maelstrom**, a boat ride in a dragon-headed Viking vessel, travels Norway's fjords and mythical forests to the music of Peer Gynt. Along the way, you see polar bears prowling the shore and you are turned into frogs by trolls that cast a spell on your boat. The watercraft crashes through a narrow gorge (two small separate drops) and spins into the North Sea, where a storm is in progress. (Don't worry — this is a relatively calm ride, though some of the thunder elements may frighten the very young.) The storm abates, a princess's kiss turns you into a human again, and you disembark to a

10th-century Viking village to view the 70mm film **Norway**, highlighting history and culture (you can proceed through the theater to the exit if you don't want to watch the film).

DropBooks



To the left of the State Church stands a large wooden Viking ship (much to my disappointment, it now stands simply as a display — rather than the imaginative play area it once was). On the entertainment front, **SPELMANNS GLEDJE** plays lively Norwegian folk music.

United Kingdom Pavilion

The United Kingdom Pavilion evokes Merry Olde England through its **Britannia Square**, a London-style park complete with copper-roofed gazebo bandstand, a stereotypical red phone booth (it really works!), an old-fashioned pub, a thatch-roofed cottage, and a statue of the Bard. Four centuries of architecture — from the Tudor era all the way through the English Regency period — line cobblestone streets. In the horticulture department, there's a formal garden with low box hedges in geometric patterns, and the flagstone paths and a stone fountain replicate the landscaping of 16th- and 17th-century palaces.



Don't miss the **British Invasion**, a group that impersonates the Beatles; vivacious pub pianist **Pam Brody**; and **Jason Wethington**, a pub magician who offers up Disney magic of the sleight-of-hand variety.

U.S.A. Pavilion

This flagship pavilion's main building is a 108,000-square-foot Georgian mansion and occupies the central spot in the World Showcase. Notable U.S. landmarks that inspired Disney's Imagineers in the design of the building include Independence Hall, Monticello, and Colonial Williamsburg. The action takes place in an elegant Colonial-style 1,024-seat theater loaded with Corinthian columns, chandeliers, and 12 marble statues symbolizing the 12 "Spirits of America." The flags you pass under as you enter the theater — 44 in all — include every one that has flown over the United States throughout its history.

The actual production, a 29-minute CliffsNotes version of U.S. history, utilizes a 72-foot rear-projection screen, rousing music, and a large cast of lifelike audio-animatronic figures, including narrators Mark Twain and Ben Franklin. You follow the voyage of the *Mayflower*; watch Jefferson writing the Declaration of Independence, and witness Matthew Brady photographing a family that the Civil War is about to divide. You can also witness Pearl Harbor and the *Eagle* going to the moon. Teddy Roosevelt discusses the need for national parks; Susan B. Anthony speaks out on women's rights; Frederick Douglass discusses slavery; and Chief Joseph talks about the plight of Native Americans. It's one of Disney's best historical productions.



Entertainment includes the **Spirit of America Fife & Drum Corps** and the **Voices of Liberty** a cappella group, which sings patriotic songs in the lobby of the main theater between shows. Large-scale outdoor

productions are often staged in the **America Gardens Theatre**, a 1,800-seat outdoor venue across from the main pavilion building.

DropBooks

Ending your day at Epcot

Epcot's end-of-day celebration, **IllumiNations: Reflections of Earth**, is a moving blend of fireworks, lasers, and fountains in a display that's signature Disney. The show is worth the crowds that flock to the parking lot when it's over.



You can find tons of good viewing points around the lagoon (one excellent spot is the terrace at the **Rose & Crown Dining Room** in the United Kingdom — see Chapter 10 for more on the place). That said, it's best to stake your claim at least a half-hour or so before showtime, which is listed in your *Times Guide and New Information* brochure.

Index of Attractions by Land

Future World

Imagination! Pavilion
 Innoventions: The Road to Tomorrow
 The Land Pavilion
 Mission: SPACE Pavilion
 The Seas with Nemo & Friends Pavilion
 Spaceship Earth Pavilion
 Test Track Pavilion
 Universe of Energy

World Showcase

Canada Pavilion
 China Pavilion
 France Pavilion
 Germany Pavilion
 Italy Pavilion
 Japan Pavilion
 Mexico Pavilion
 Morocco Pavilion
 Norway Pavilion
 United Kingdom Pavilion
 U.S.A. Pavilion

Chapter 14

DropBooks Disney's Hollywood Studios

In This Chapter

- ▶ Discovering Disney's Hollywood Studios' extras and essentials
- ▶ Comparing Disney's Hollywood Studios and Universal Studios
- ▶ Reviewing Disney's Hollywood Studios' main attractions
- ▶ Catching the shows and parades

Disney touts Disney's Hollywood Studios (the park's name changed from Disney-MGM Studios in 2008) as “the Hollywood that never was and always will be.” Its movie- and TV-themed shows and props set the stage, so to speak, but this little park is also home to two of the biggest thrill rides in Orlando: **Twilight Zone Tower of Terror** and **Rock 'n' Roller Coaster Starring Aerosmith**. Its neighborhoods include Hollywood and Sunset boulevards, where Art Deco movie sets evoke the Golden Age of Hollywood. **Streets of America** is lined with miniature renditions of the cityscapes of New York City and San Francisco, including re-creations of actual city streets and buildings. You'll find some high-quality street performances (including the **Disney's High School Musical 2: School's Out**) and stage productions here. Its standing as a working movie and TV studio has been downgraded over time, though shows are still produced here occasionally. The **Lights, Motors, Action! Extreme Stunt Show** lets you experience the thrills of a high-speed chase and other dramatic movie stunts, and gives you insight into how such effects are created, designed, and filmed for the movies.

Unlike the Magic Kingdom and Epcot, you can pretty much see Disney's Hollywood Studios' 154 acres of attractions relatively easily in a single day — that is, if you arrive reasonably early and keep up a brisk pace. If you don't get a Disney's Hollywood Studios Guidemap and *Times Guide and New Information* brochure as you enter the park, be sure to grab one at Guest Relations.



Check showtimes in the *Times Guide and New Information* brochure as soon as you arrive and come up with an entertainment schedule that works for you. Likewise, take a second to plan ahead for mealtimes and make your Advanced Dining Reservations immediately if you haven't already; many of the park's unique restaurants fill up quickly.

Acquainting Yourself with Disney's Hollywood Studios

DropBooks

Before we head off for a closer look at the park's rides and attractions, I must first deal with some mundane matters that you may very well appreciate after you're there.

Buying tickets and making reservations

Admission prices to Disney's Hollywood Studios are \$71 for a one-day adult ticket, \$60 for children ages 3 to 9. See Chapter 11 for other ticket options.



Tickets aren't the only thing you spend your hard-earned money on. The prices of consumables are pretty much standard among Disney parks. Disney's Hollywood Studios nails you to the tune of \$2 or more for a soda or milk, \$1.25 to \$2.50 for bottled water, \$2.50 for an ice cream bar, and \$1.70 (and up) for a cup of coffee.

If you haven't made **Advanced Dining Reservations** before you arrive by calling ☎ **407-939-3463** (the preferred course of action), do so the minute you enter the park if you care to eat a sit-down meal at one of the park's unique dining venues. (See Chapter 10 for details on Disney's Hollywood Studios' best restaurants.)

Park hours are generally from 9 a.m. to 6 or 7 p.m., with extended hours — sometimes as late as 10 p.m. — during holidays and summer.

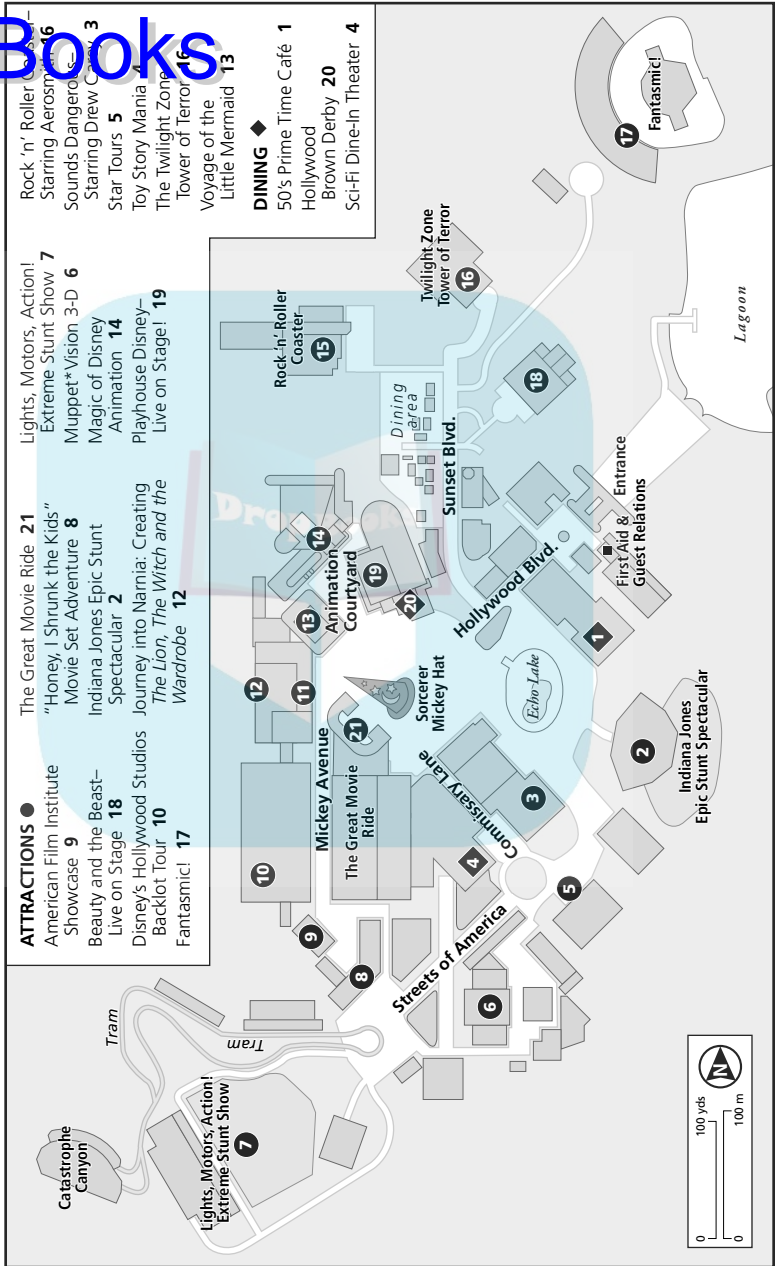
Locating special services and facilities

In case you forgot to bring essential items, or if you need special assistance while at the park, here's a list of services and facilities that may come in handy:

- ✓ **ATMs** accept cards from banks using Cirrus, STAR, and PLUS and are located to the right of the main entrance and next to Toy Story Pizza Planet, across from Muppet Vision 3-D.
- ✓ The **Baby Care Center** is to the left of the main entrance and includes places for nursing and changing. You can buy disposable diapers, formula, baby food, and pacifiers. Changing tables also are in all women's restrooms and some men's rooms.
- ✓ You can find disposable **cameras and film** throughout the park, although digital supplies like memory chips and batteries are limited.
- ✓ The **First Aid Station**, staffed by registered nurses, is in the Entrance Plaza adjoining Guest Relations.

Disney's Hollywood Studios

DropBooks



DropBooks

- ✓ **Lockers** are located near Oscar's Classic Car Souvenirs, to the right of the entrance. They cost \$7 a day, including a \$2 refundable deposit.
- ✓ **Lost children** at Disney's Hollywood Studios are taken to Guest Relations. *Children younger than 7 should wear name tags inside their clothing.*
- ✓ **Purchases** can be sent to Oscar's Super Service near the entrance — just remember to pick them up before you leave the park. Allow three hours for delivery. If you're staying at a Disney resort, packages can be sent directly to your resort (allow a day or two for it to arrive). Both services are free.
- ✓ For **pet care**, day accommodations (\$10) are offered at kennels to the left and just outside the entrance (☎ 407-824-6568). Proof of vaccinations is required, and you're responsible for walking and feeding your pet.
- ✓ You can rent **strollers** at Oscar's Super Service, inside the main entrance. A single costs \$10, and a double costs \$18.
- ✓ Rent **wheelchairs** at Oscar's Super Service inside the main entrance. The cost is \$10 for a standard wheelchair; you can rent a battery-run chair for \$35 plus a \$5 deposit.

Call ☎ 407-824-4321 or visit Disney's Web site (www.disneyworld.com) to get more information on WDW properties.

Pitting Disney's Hollywood Studios against Universal Studios Florida

If you love the movies, Broadway-style productions, or the Golden Age of Hollywood, you'll enjoy wandering the streets, shops, and sets of Disney's Hollywood Studios. **Universal Studios Florida** (see Chapter 18) caters to visitors with children more than in years past, thanks to Fievel's Playland and the other attractions in Woody Woodpecker's KidZone. But is this town big enough for two studios? Each offers its own flair and unique experiences, so if you can swing it, it's well worth your time to experience both. I genuinely feel for the visitor who has time to visit only one of these stellar parks.

Both have a variety of good shows (though most of Universal's are geared toward older audiences) and, alas, unavoidably long lines. Universal has an edge in the number and diversity of rides, but Disney's Hollywood Studios' **Twilight Zone Tower of Terror** is, arguably, the best thrill ride in either park (even with the addition of Universal's **Revenge of the Mummy the Ride**), and **Rock 'n' Roller Coaster Starring Aerosmith** is nothing to sneeze at either. Universal is larger, which means you wear out more shoe leather, but it isn't as congested.

Overall, Disney's Hollywood Studios has some great shows (many of which are geared to tinier tots) and rides, with standouts including **Toy Story Mania** (which makes its debut in 2008), **Lights, Motors, Action! Extreme Stunt Show**, the **Indiana Jones Epic Stunt Spectacular!**, the **Twilight Zone Tower of Terror**, **Rock 'n' Roller Coaster Starring Aerosmith**, **Star Tours—the ultimate Star Wars thrill ride**, **Muppet Vision 3-D**, and the **Disney's Hollywood Studios Backlot Tour**, but I give Universal, with its elaborate street sets, a microscopic edge.

The following sections divide attractions in Disney's Hollywood Studios into two categories. Rides and shows rated G will assuredly entertain the youngest visitors and, in many cases, the older ones as well. PG-rated rides are those geared toward adults and teens (and may bore or frighten children). For a look at the park, turn to the "Disney's Hollywood Studios" map on page 219.

Entertaining the Whole Family: G-Rated Attractions and Rides

Rides and attractions listed in this category are suitable for everyone, although a few may not appeal to teens or adults.

Beauty and the Beast—Live on Stage

A 1,500-seat, covered amphitheater provides the stage for this 30-minute, live production of *Beauty and the Beast*, adapted from the movie version. Musical highlights include the rousing "Be Our Guest" opening number and the poignant title song featured in a romantic waltz-scene finale. Sets and costumes are lavish, and the production numbers are spectacular. Arrive early to get a good seat. The park usually hosts four or five shows a day.

"Honey, I Shrank the Kids" Movie Set Adventure

In this 11,000-square-foot playground, everything is larger than life. A thicket of grass is 30 feet tall, mushroom caps are three stories high, and a friendly ant makes a suitable seat. Play areas include a massive cream cookie, a 52-foot garden hose with leaks, cereal loops 9 feet wide and cushioned for jumping, and a waterfall cascading from a leaf to a dell of fern sprouts. (The sprouts form a musical stairway, activated when you step from sprout to sprout.) There's also a root maze with a flower-petal slide, a filmstrip slide in a giant film canister, and a huge spider web with 11 levels. This attraction is a great place for children ages 2 to 8 to work off their excess energy, while you regain some of your sanity.

Indiana Jones Epic Stunt Spectacular!

Spectacular barely begins to describe this 35-minute rock 'em, sock 'em extravaganza guaranteed to keep you entertained and on the edge of your seat. The show is held in a big, open-air stadium and



DropBooks

recruits a handful of adult volunteers to help out. It begins with Indy rappelling down from the rafters, and the amazing special effects soon have him dodging spikes, falling into a pit of molten something-or-other, surviving two axe-wielding gargoyles, grabbing a priceless amulet, and then out-lunching the steam, and a tremendous boulder that nearly flattens him — and that's only the first five minutes. The actors, special-effects folks, and director use the breaks to explain what you just saw or are about to see, including stunt secrets. In later scenes, Indy battles the evil Nazis in a Cairo marketplace and at an airport munitions dump. Shots are fired and flames are bursting all around the set.



The closer to the front of the theater you are, the more likely you are to feel the extreme heat from the explosions, so if you have young kids along, you may want to sit a few rows back.



“It looked just like the movie — how cool is that!” It's definitely an adrenaline booster, though loud noises and moments of violence (which is really quite mild when compared to today's movie standards) may make this show a little too intense for kids under 5. There usually are five or six shows a day.

Journey Into Narnia: Creating The Lion, The Witch and The Wardrobe

Take a journey through the wardrobe to the wintry world of Narnia for a behind-the-scenes look at how this blockbuster film was made. You'll walk through a frozen landscape amidst towering snow-capped pines, a replica of the famous lampost to light the way lying just ahead of you (just as it did in the movie). Several movie scenes play on the wintry white backdrop, and even the White Witch makes an appearance (live), albeit momentarily, before you exit through the gallery housing elaborate costumes, suits of armor, storyboards, props, creatures, and other movie memorabilia used in making the film. Although this small attraction doesn't make the top of my must-see list, it's worth the wait to walk through the wardrobe.

Lights, Motors, Action! Extreme Stunt Show

Inspired by the popular Stunt Show Spectacular at Disneyland Paris, this high-octane stunt show takes places on the set of a spy thriller in progress, with a quaint Mediterranean village as the backdrop. The show features specially designed stunt cars, motorcycles, and jet skis, plus some rather amazing special effects and even more spectacular driving — with an audience member pulled in for a bit of the fun. Much like the Indiana Jones Epic Stunt Spectacular!, insiders reveal industry secrets, detailing how stunts are created, designed, and filmed for the movies. Filmed images are shown on an oversize screen, illustrating how the use of different camera angles can add drama to filmed scenes.



Seating is in a large outdoor stadium with a degree of cover from the sun, but a late afternoon show may be the best way to avoid the direct rays and heat. The only bad seats in the house are the few rows in the center just above an entry to the set used by some of the vehicles. Make note that this one gets loud . . . Loud . . . LOUD! Children under 3 may not tolerate the revving engines and explosions well.

The Magic of Disney Animation

This tour opens with a live artist interacting with Mushu from Disney's *Mulan* and a cute video on the making of that film. Alas, Disney's real-life Florida animators were all laid off in 2004, so the inspection of their former working quarters strikes a somewhat sour chord. The tour ends on an up note, however, as visitors attempt their own Disney character drawings under the supervision of a working animator. Just before exiting, be sure to have the kids head to an animation station. The short computerized program photographs your children's faces and asks a few questions to determine which Disney character they're most like.

Muppet Vision 3-D



This must-see production stars Kermit and Miss Piggy in a delightful marriage of Jim Henson's puppets and Disney audio-animatronics, special-effects wizardry, 70mm film, and cutting-edge 3-D technology. The action takes place in a pretty-darn-accurate reproduction of the theater you probably grew up watching on TV. In the show, you encounter flying Muppets, cream pies, cannonballs, high winds, fiber-optic fireworks, bubble showers, and even an actual spray of water. Kermit is host, Miss Piggy sings "Dream a Little Dream of Me," Statler and Waldorf heckle the action from the balcony, and Nicki Napoleon and his Emperor Penguins (a full Muppet orchestra) provide music from the pit. Kids of all ages will enjoy this whimsical attraction and adults will be just as delighted. The 25-minute show (including a 12-minute video pre-show) runs continuously.

Playhouse Disney—Live on Stage!

Younger audiences (2–8 years old) love this 20-minute show, with a whole new cast of characters debuting in February 2008, including favorites from *Mickey Mouse Clubhouse*, *Little Einsteins*, *Handy Manny*, and more. The show runs several times daily and encourages preschoolers to dance, sing, and play along with the cast. Check your *Times Guide and New Information* brochure for show schedules. The show will go dark during January 2008 to accommodate the refit for the updated production.

Sounds Dangerous—Starring Drew Carey

Drew Carey (on film) provides laughs while dual-audio technology provides some incredible hair-raising effects during a 12-minute mixture of movie and live action at ABC Sound Studios. You feel like you're right in the middle of the action of a TV pilot featuring undercover police work

and plenty of amusing mishaps. Even when the picture disappears, you continue the chase via headphones that demonstrate “3-D” sound effects such as a roomful of angry bees, a herd of galloping elephants, and a deafening outburst.

Sound World, an interactive exhibit near the exit, lets you create your own video soundtracks and listen to more 3-D sounds through headsets in darkened booths. There’s an outside entrance if you skipped the show.



Most of the show takes place in total darkness, and the sound and sensory effects may be frightening to younger ears, so think twice before bringing children under 8.

Toy Story Mania

Slated to make its debut in 2008, Toy Story Mania is the newest family attraction to grace the stage at Disney’s Hollywood Studios. This carnival-inspired ride has guests sporting 3-D glasses, shrinking to the size of a toy, and traveling along a *Toy Story*-themed midway — think “Honey, I Shrank The Audience” meets Buzz Lightyear’s Space Ranger Spin. Shooting at animated targets to earn points, you’ll move from one game to the next (the details of which have yet to be released) with Woody, Buzz, Hamm, Bo Peep, and the Little Green Men cheering you on as you go. Hidden targets, while adding extra points to your score, lead to different levels of play (and a different experience each time you ride).

Voyage of The Little Mermaid

Hazy lighting helps paint a picture of an underwater world in a 17-minute show that combines live performances, movie clips, puppetry, and special effects. Sebastian sings “Under the Sea”; Ariel performs “Part of Your World”; and the evil Ursula, 12 feet tall and 10 feet wide, belts out “Poor Unfortunate Soul.” The Voyage has some scary scenes, but most little kids don’t mind because, just like the movie, they know the show has a happy ending. You get spritzed with water during the show, making this an especially good experience during hot days.

Exploring PG-Rated Attractions and Rides

Rides and attractions in this category appeal to older children and adults. In some cases, they have age, height, or health restrictions — most of them well deserved.

The American Film Institute Showcase

More of a shop than anything, the showcase includes an exhibit area where you can waltz through Hollywood history, learning about the folks behind the movies — editors, cinematographers, producers, and directors whose names roll by in the blur of credits. It also spotlights some of the institute’s lifetime-achievement winners, including Bette Davis, Jack

Nicholson, and Elizabeth Taylor. A special exhibit here, **Villains: Movie Characters You Love to Hate**, features the costumes and props of several notable bad guys, including Darth Vader.

DropBooks

Disney's Hollywood Studios Backlot Tour

This fun, 35-minute special-effects show starts on foot and finishes in a tram. You get a behind-the-scenes look at the vehicles, props, costumes, sets, and special effects used in some of your favorite movies and TV shows. On most days, you see costume makers at work in the wardrobe department (the largest of its kind, with around 2 million garments). But the real fun begins when the tram heads for Catastrophe Canyon, where an earthquake in the heart of oil country causes canyon walls to rumble. A raging oil fire, massive explosions, torrents of rain, and flash floods threaten you and other riders before you're taken behind the scenes to see how filmmakers use special effects to make such disasters.



Groans at the thought of enduring a tour of the backlot gave way to screams after Ryan (14), Austin (12), and Nicolas (10) experienced Catastrophe Canyon, where the “earthquake” shook the tram and a very large, *very wet* wave threw 70,000 gallons of water our way.

All in all, this ride is very similar in type to Earthquake—The Big One at Universal Studios Florida (see Chapter 18). Sit on the left side of the tram if you want to get wet.

The Great Movie Ride



Set inside a replica of Los Angeles's famous Grauman's Chinese Theatre, this 22-minute journey down Disney's Hollywood Studios' memory lane starts in the 1930s and moves forward from there, using lifelike audio-animatronic versions of famous actors to re-create some memorable movie moments. The line/waiting area features film clips from various classic films, and several cinematic artifacts to gawk at, including a set of Dorothy's ruby slippers from *The Wizard of Oz*. Then, you're off to watch Bogey say goodbye to Bergman, Tarzan (the Johnny Weismuller version) swing through the jungle, James Cagney act tough, and Gene Kelly dance — and sing — in the rain. A live outlaw enhances the action when he kidnaps you and your mates, but — revenge is so sweet, isn't it? — he goes the wrong way, hopping onto a set that has an uncanny resemblance to one in *Raiders of the Lost Ark*. After a narrow escape from the space thing from *Alien*, your bank-robbing buddy gets incinerated when he tries to steal the sphinx's jewel. You survive to follow the yellow brick road to Oz, where a remarkable likeness of the witch warns, “I'll get you my pretty, ahahahaha!”



Even though this ride was recently refurbished, the older kids expressed zero interest, so we split up. They instead headed for the heart-pounding thrills down on Hollywood Boulevard while my two youngest (ages 6 and 8) and I enjoyed the slow-moving trip (with a brief moment or two of

excitement thrown in for good measure) through Tinseltown. Movie buffs and nostalgic adults will love it.

DropBooks **Rock 'n' Roller Coaster Starring Aerosmith**



It takes a lot to really wow anyone anymore, but this ride is sure to do the trick. This inverted roller coaster is one of the best thrill rides that WDW has to offer.

Rock 'n' Roller Coaster is a fast-and-furious indoor ride that puts you in a 24-passenger stretch limo, outfitted with 120 speakers that blare Aerosmith at 32,000 watts! A flashing light warns you to “prepare to merge as you’ve never merged before,” and faster than you can scream “Stop the music!” (around 2.8 seconds, actually), you shoot from 0 to 60 mph and into the first gut-tightening inversion at 5 Gs. The ride’s beginning is a real test of your courage as you blast into a wild journey through a make-believe California freeway system. One inversion cuts through an *O* in the Hollywood sign, but you won’t feel that you’re going to be thrown out because the ride’s too fast and too smooth for that. It’s so fast, the Disney hype says, that it’s similar to sitting atop an F-14 Tomcat. The ride lasts 3 minutes and 12 seconds, the running time of Aerosmith’s hit, “Sweet Emotion,” which is one of the tunes played in the limos. Similar to Space Mountain, the entire ride takes place indoors and in the dark, but this one packs far more of a punch.



This ride is definitely not for younger kids or anyone with neck or back problems, faint hearts, a tendency toward motion sickness, or fear of the dark. *Riders must be at least 48 inches tall.* Plus-size guests with larger chests may not be able to pull the shoulder harness fully closed and, therefore, may not be able to ride. People with sensitive ears should probably wear earplugs.



“Let’s do it again!” 10-year-old Nicolas screamed while playing air guitar. Austin (age 12) screamed back in agreement. I wasn’t sure if they were screaming from the excitement or as a result of the loud music being pumped from the speaker behind their heads on the ride.

Star Tours—the ultimate Star Wars thrill ride

Star Tours is a virtual ride where you go nowhere, but you feel like you do. Your journey to a place far, far away begins with a pre-ride warning about high turbulence, sharp drops, and sudden turns, and a winding walk (a line) through the woodlands, where you see an Ewok village in the trees overhead and a humungous Imperial Walker standing guard near the entry. The pre-ride has R2-D2 and C-3PO running a galactic travel agency of sorts. After boarding your StarSpeeder, the ride itself starts kind of slow, but it finishes fast as you soar through space as the good-guy fighter, with R2-D2 and C-3PO helping you make passes through the canals of a Death Star. The special effects include hitting hyperspace speed (you feel like you’re going up against a very small G-force) and falling. All things considered, though, this ride isn’t quite

up to modern rides here and at Orlando's other theme parks, including The Simpsons (replacing Back to the Future) at Universal Studios Florida (see Chapter 18), but it's still highly enjoyable. Sit in the last row to best feel the motion. If you feel a twinge of motion sickness, there are plenty of stationary objects you can look at to get your bearings.

DropBooks



"That was so awesome!" Austin (12), a huge *Star Wars* fan, was definitely impressed. It's not nearly as threatening or active as the Rock 'n' Roller Coaster Starring Aerosmith, but Star Tours still carries a *40-inch height minimum*.

The Twilight Zone Tower of Terror



A truly stomach-lifting (and -dropping) ride, Disney continues to fine-tune the Tower of Terror to make it even better. That includes an upgrade that added random drop sequences, meaning you get a different fright every time you ride. Its legend says that during a violent storm on Halloween night 1939, lightning struck the Hollywood Tower Hotel, causing an entire wing and an elevator full of people to disappear. And you're about to meet them as you star in a special episode of *The Twilight Zone* (cue that television show's famously creepy music). En route to this formerly grand hotel, guests walk past overgrown landscaping and faded signs that once pointed the way to stables and tennis courts; the vines above the entrance trellis are dead, and the hotel is a crumbling ruin. Eerie corridors lead to a dimly lit library, where you can hear a storm raging outside. The detailing on this ride is some of the best around. After various ghostly apparitions, blasts of chilling air, and creepy experiences, your ride ends in a dramatic climax: a terrifying 13-story fall into *The Twilight Zone!* From there it's anyone's guess as to what happens next — not even the bellhops operating the elevator know what the ride is going to do. At 199 feet, it's the tallest WDW attraction, and it's a cut (or two or three) above its rival Doctor Doom's Fear Fall at Universal's Islands of Adventure (see Chapter 19).



"Absolutely the coolest ride ever!" 12-year-old Austin couldn't get enough riding over and over again, but my 10- and 14-year-olds wouldn't get near it. I have no way of knowing whether it was from the screams coming from the building or the semi-green faces on a family that came out as we were about to get in line. They aren't alone, though: One of the Disney Imagineers who helped design the attraction is too afraid to ride his own creation. Note, however, that there were plenty of other kids ready for more at the ride's end. This ride carries a *40-inch height minimum*.

Taking Time Out for Fantastic Parades and Fireworks

In addition to its assortment of rides, Disney's Hollywood Studios also offers its own daily parade and an exceptional evening fireworks display.

Fantasmic!

It's hard not to be in awe of the choreography, laser lights, and fireworks that are the core of this 25-minute extravaganza held once — sometimes twice — a night, weather permitting. Shooting comets, great balls of fire, and animated fountains are among the many special effects that entrance the audience. The cast includes 50 performers, a gigantic dragon, a huge king cobra, and 1 million gallons of water. The entire show represents Mickey's dream, filled with fanciful songs and fantastic visuals. The dream turns into a nightmare thanks to the mischievous magic of some of Disney's more infamous villains. Surprisingly, much of the show is rather dark, with foreboding music and frightening creatures, with Mickey taking on some evil villains. The Magical Mouse triumphs, of course, and the show ends on a festive note. Younger children may be frightened.



If you want to avoid a real traffic jam after the show, arrive up to 60 minutes early and sit on the right side of the amphitheater (the theater empties right to left). When there are two shows per night, especially during peak periods, finding a seat at the later show is usually easier.



At press time, Disney was offering preferred seating at the end-of-the-day spectacular, *Fantasmic!*, along with a fixed-price dinner at one of Disney's Hollywood Studios' sit-down restaurants. All you need to do is make **Advanced Dining Reservations** (☎ 407-939-3463) and request the *Fantasmic!* package for the **Hollywood Brown Derby** (\$44 adults, \$12 kids 3–11), **Mama Melrose's Ristorante Italiano** (\$33 adults, \$12 kids 3–11), or **Hollywood & Vine** (\$24 adults, \$11 kids 3–11). **Note:** You must tell the reservation agent you want the *Fantasmic!* package. At the restaurant, you'll get your line pass and instructions on getting to the special entrance to the preferred-seating area of the show. Be aware that these prices are for a fixed-price meal and don't include sales tax, tip, or alcoholic beverages; ordering off the menu costs you more. The prices also don't include a reserved seat at *Fantasmic!* — only a pass that gets you into the preferred-seating area (you must arrive at least 30 minutes in advance — a much shorter wait than usual).

Block Party Bash

This all-new interactive dance party parade in the streets debuts in spring 2008 (replacing Disney's Stars and Motor Cars Parade). The sound of retro tunes will blast through the streets, high-flying acrobatics will amaze those watching from below, and fan-favorite Disney-Pixar characters from blockbuster hits like *Finding Nemo*; *Toy Story 2*; *Monsters, Inc.*; *The Incredibles*; and *A Bug's Life* (among others) will join in the fun.

Index of Attractions and Rides

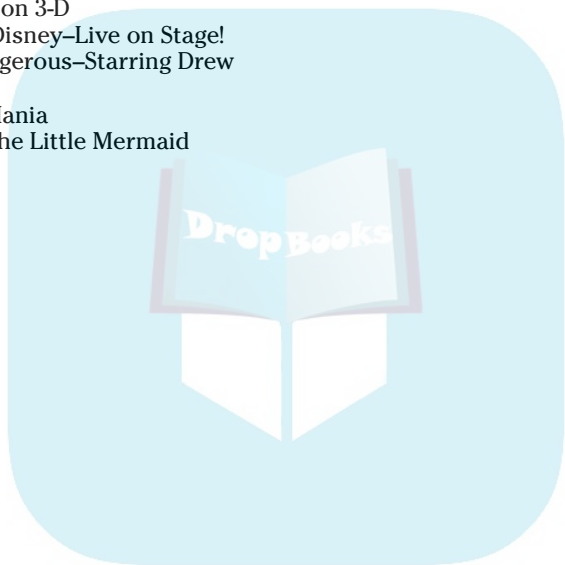
G-Rated

Beauty and the Beast—Live on Stage
Holey, 1 Shrink the Kids—Movie Set
Adventure
Indiana Jones Epic Stunt Spectacular!
Journey Into Narnia: Creating *The
Lion, The Witch and The Wardrobe*
Lights, Motors, Action! Extreme Stunt
Show
The Magic of Disney Animation
Muppet Vision 3-D
Playhouse Disney—Live on Stage!
Sounds Dangerous—Starring Drew
Carey
Toy Story Mania
Voyage of The Little Mermaid

PG-Rated

The American Film Institute Showcase
Disney's Hollywood Studios Backlot
Tour
The Great Movie Ride
Rock 'n' Roller Coaster Starring
Aerosmith
Star Tours—the ultimate Star Wars
thrill ride
The Twilight Zone Tower of Terror

DropBooks



Chapter 15

DropBooks Disney's Animal Kingdom

In This Chapter

- ▶ Acquainting yourself with Animal Kingdom
- ▶ Comparing Animal Kingdom to Busch Gardens
- ▶ Exploring the attractions in Animal Kingdom

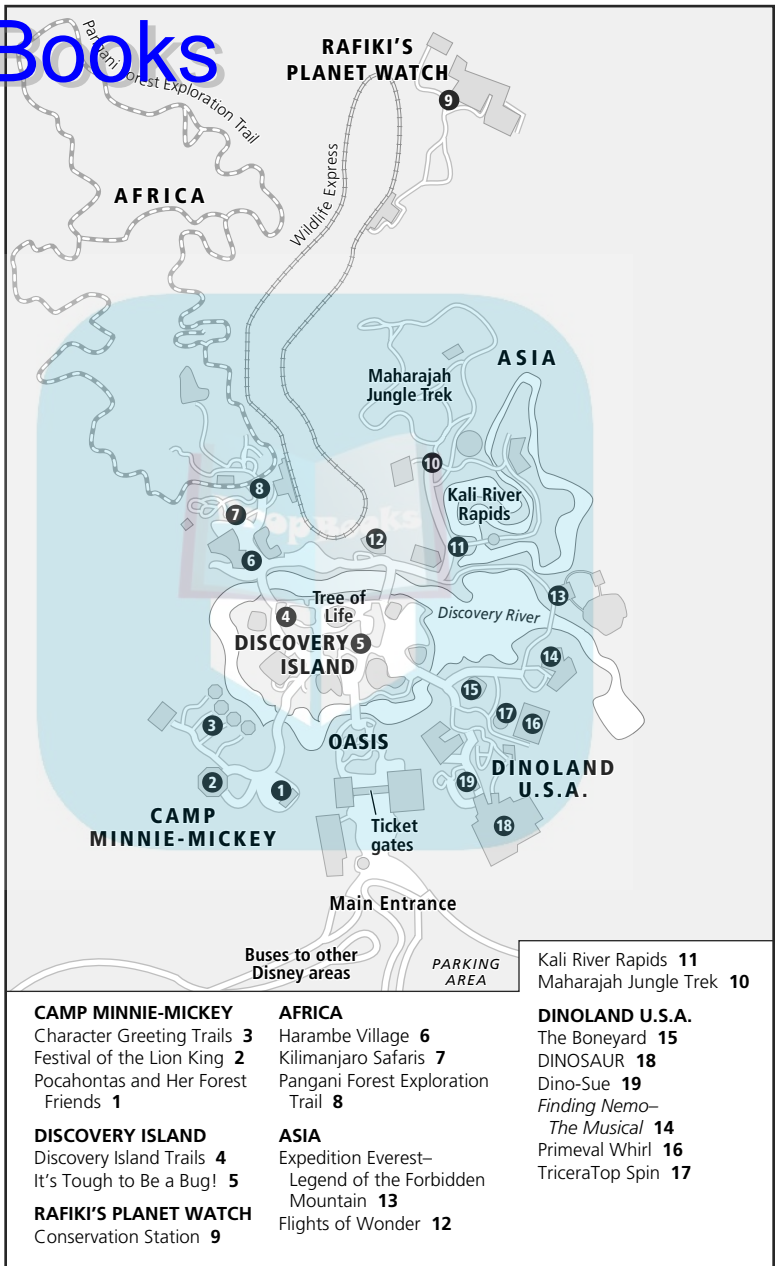
Disney's fourth major park combines exotic animals, elaborate landscapes, and a handful of rides and shows to create yet another reason why many WDW resort-goers don't venture outside the World. The \$800-million park opened in 1998; its most recent land, Asia, was finished in 1999. Its first and long-awaited thrill ride, **Expedition Everest—Legend of the Forbidden Mountain**, debuted in 2006 and is a high-speed, coaster-like train ride that travels through glaciers, waterfalls, and canyons, climaxing with an encounter with the Yeti. In 2007, Disney's most spectacular stage show to date opened — an entrancing, musically re-imagined version of the Disney/Pixar hit *Finding Nemo* (aptly named **Finding Nemo – The Musical**). Even with these and other smaller additions, and although the park offers some unique experiences, an expedition here requires only half (if you keep up a brisk pace) to three-quarters of a day, leaving some visitors to believe there isn't enough to justify the admission charge.

But don't go canceling that safari vacation just yet. Animal Kingdom is a theme park after all — even if the exotic wildlife can move out of your view. It's filled with some amazing experiences and some of the most remarkable landscaping and architectural re-creations in all of Disney (after Epcot's World Showcase pavilions, that is). In this chapter, I give you helpful information about Animal Kingdom and its marvels, as well as basic info for visiting the park.

Finding Helpful Services in Animal Kingdom

Before trekking through the jungle of attractions at Animal Kingdom, you need to know some basic information, key to your survival when on safari about the park.

DropBooks



Kali River Rapids **11**
 Maharajah Jungle Trek **10**

DINOLAND U.S.A.
 The Boneyard **15**
 DINOSAUR **18**
 Dino-Sue **19**
Finding Nemo—The Musical **14**
 Primeval Whirl **16**
 TriceraTop Spin **17**

Buying tickets and making reservations

A one-day ticket costs \$71 for adults, \$60 for children 3 to 9. (See Chapter 11 for other ticket options.)

Tickets aren't the only things to cut down on your cash. You'll pay the Disney park standard of \$2 and up for a soda, \$1.25 to \$2.50 for bottled water, \$2.60 for an ice cream bar, and \$1.70 (and up) for a cup of coffee. If you buy a soda, note that the park doesn't provide lids or straws with its fountain drinks. They're not trying to make it difficult for you to walk around with your soda — these items are banned because, in the hands of litterbugs, they can become deadly to the wildlife. Another no-no: chewing gum.

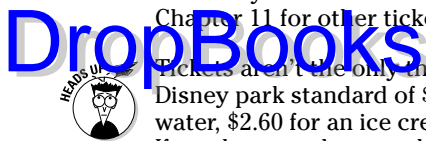
You can make **Advanced Dining Reservations** (see Chapter 10 for details on call-ahead dining) at Guest Relations just inside the entrance, though it's best to make them in advance by calling ☎ **407-939-3463**.

Hours at Animal Kingdom are generally from 9 a.m. to 5 or 6 p.m., but they're sometimes extended to 8 a.m. to 7 or 8 p.m. (though that's rare).

Locating special services and facilities

In case you forgot to bring essential items, or if you need special assistance while at the park, here's a list of services and facilities that may come in handy:

- ✔ You can find **ATMs** in Animal Kingdom near Garden Gates Gifts to the right of the park entrance and across from Chester and Hester's Dinosaur Treasures in DinoLand U.S.A. Cards from banks using the Cirrus, STAR, and PLUS systems are accepted.
- ✔ The **Baby Care Center** is located near Creature Comforts on the west side of the Tree of Life. As in the other Disney parks, you can also find changing tables in women's restrooms and some men's rooms. You can buy disposable diapers at Guest Relations.
- ✔ You can buy **disposable cameras and film**, as well as a limited selection of digital supplies, throughout the park. CD burning and picture printing services are available at KODAK Picture Kiosks and select stores at all four Disney theme parks.
- ✔ The **First Aid Station**, which is staffed by registered nurses, is located near Creature Comforts near the Tree of Life.
- ✔ **Lockers** are located in Garden Gate Gifts to your right as you enter the park. You can also find them to the left, near Rainforest Café. You can rent lockers for \$7 a day, including a \$2 deposit.
- ✔ A **lost-children center** is located near Creature Comforts by the Tree of Life. This area also is the site of same-day lost and found. *Kids age 7 and younger should wear name tags pinned to the inside of their clothing.*



DropBooks

- ✓ Shop clerks can send your **packages** (at no charge) to the front of the park at Garden Gate Gifts. Allow three hours for delivery. If you're staying at a Disney resort, you can have your packages shipped there, though they may take a day or two to get to you.
- ✓ **Pet care facilities** are just outside the park entrance to the right. You can board your pet for \$10 a day (☎ 407-824-6568). The Ticket and Transportation Center at the Magic Kingdom has overnight boarding available. Proof of vaccination is required.
- ✓ Rent **strollers** at Garden Gate Gifts, to the right as you enter the park (\$10 for a single, \$18 for a double). Satellite locations are also throughout the park. Ask a Disney employee to steer you in the right direction.
- ✓ Rent **wheelchairs** at Garden Gate Gifts, on your right as you enter the park. Rentals cost \$10 for a standard wheelchair, and \$35 (plus a \$5 deposit) for electric chairs. Ask Disney employees for other locations in the park.

You can call ☎ 407-934-7639 or visit Disney's Web site (www.disneyworld.com) to find out more about WDW properties.

Deciding between Animal Kingdom and Busch Gardens

When Disney's fourth theme park opened, it raised two questions: Is it a first-rate park worthy of the same sticker shock as Orlando's other major parks, and when does the area have too many parks?

Well, when it comes to visitor volume and diversity of things to do, Animal Kingdom ranks as one of the top two animal parks in Florida. **Busch Gardens** (\$62 per adult, \$52 per child) in Tampa is the other. Although I discuss Busch Gardens in Chapter 23, I talk about it briefly here so that I can draw a few comparisons.

Animal Kingdom is as much a park for animals (a conservation venue) as it is an attraction. The short of it is that its creatures aren't as easy to see; the animals are given much more cover than they are at Busch Gardens, so when they want to avoid your probing eyes and the heat, they can. Even in high-profile areas, such as **Pangani Forest Exploration Trail**, Disney goes to great lengths to protect resident lowland gorillas, including a magnificent silverback, from prying eyes. The beautiful foliage used to create that cover also means that Animal Kingdom is a lot prettier than its Tampa rival.



Although I'm all for protecting wildlife, Animal Kingdom can do a much better job of providing shade for the only species that doesn't get much consideration in the park — the *Homo sapiens* who paid to get in. The amount of cover given to tourists waiting in line is decidedly unimpressive

(a problem in all of Disney's parks, in my opinion). Arriving early at both parks, especially in summer, saves you the unpleasant experience of languishing under a blistering sun.

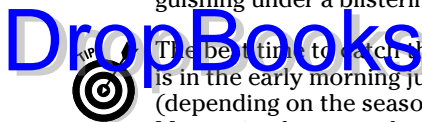
The best time to catch the animals out and about at Animal Kingdom is in the early morning just after the park opens — usually 8 or 9 a.m. (depending on the season) — or at closing as the day begins to cool. Most animals are on the prowl at those times, not at midday (especially during the summer). Busch's animals are far easier to see, regardless of the time of day, because they have far fewer places to take cover.

Animal Kingdom wins the battle of shows with humdingers like **Finding Nemo – The Musical** and **Festival of the Lion King**. Although Animal Kingdom has four thrill rides (and I'm being kind in including two of them in the thrill category), Busch Gardens pulls ahead with six roller coasters including **SheiKra**, an incredible dive coaster, and **Gwazi**, a set of dueling wooden coasters.

Busch comes out ahead when it comes to rides and attractions, but it isn't nearly as impressive in the categories of landscaping or themed architecture. New additions aside, many criticize Animal Kingdom — fairly, in my opinion — for not offering enough to justify a ticket price comparable to Busch Gardens and the other Orlando theme parks. That said, I appreciate the park more now that I've learned to think of the surroundings, and not necessarily the attractions themselves, as the highlight of Animal Kingdom. Geographically speaking, you may not have or want a choice between the two. Animal Kingdom is located right in the center of the Orlando action, where you can find a ton of other things to do. Alas, Busch Gardens is at least a 75-minute drive or shuttle trip from O-Town, and the Tampa Bay area simply doesn't have the draw of Orlando, though it does offer cultural centers, museums, aquariums, and sandy beaches. If you're considering a trip to the Tampa Bay area, *Florida For Dummies*, 4th Edition, by Lesley Abravanel, or *Frommer's Florida 2008*, by Lesley Abravanel and Laura Lea Miller (both published by Wiley), both have a wealth of information about attractions, accommodations, and restaurants on the state's Suncoast.

Checking Out Animal Kingdom's Top Attractions

The overall conservation theme in this state-of-the-art park is simple but not subtle. Everywhere you turn, you find an environmental message, including the park's signs and the narratives of the tour guides on rides such as **Kilimanjaro Safaris**. It's this underlying theme that connects the park's rather diverse sections, where you'll encounter everything from a dinosaur-themed thrill ride to a kid-friendly zone where Disney characters hang out.



Animal Kingdom, like WDW's Magic Kingdom, is set up on a hub-and-spoke format with the Tree of Life (in Discovery Island) as its hub and five other sections scattered around it. The following sections offer a closer look at the seven lands of Animal Kingdom. You can find all the kingdoms attractions on the "Animal Kingdom" map on page 231.

DropBooks

Oasis

The Oasis Exhibits is your introduction to Animal Kingdom, but a lot of folks, itching to get to the action, launch their way through it, overlooking the fact that this is one of the better places to see not-so-rare animals early in the day. The lush vegetation, streams, grottoes, and waterfalls on either side of the walkway are good places to spot wallabies, miniature deer, anteaters, sloths, iguanas, tree kangaroos, otters, and macaws. But a misty fog and the landscaping also give them room to escape your eyes whenever they choose.

Discovery Island

After you pass through Oasis, Discovery Island lies directly ahead, with the park's signature icon, the **Tree of Life**, in the center of it all. Although you'll find only three attractions in this land, they are among the park's most unique features.

Discovery Island Trails

Discovery Island Trails is another of the park's animal viewing areas, a leisurely path through the root system of the Tree of Life (Animal Kingdom's 145-foot man-made tree described in detail later in this section) and a chance to see real, but not-so-rare, critters such as axis deer, red kangaroos, otters, flamingos, lemurs, Galapagos tortoises, ducks, storks, and cockatoos.



The best viewing times are early or late in the day, though I'd save this one for later and head to the park's few thrill rides first.

It's Tough to be a Bug!

Take the walkway through the Tree of Life's 50-foot base, grab a pair of 3-D glasses, and settle into a sometimes creepy-crawly seat. Based on the Disney-Pixar film, *A Bug's Life*, the special effects in this multimedia adventure are pretty impressive. Although it may not be a good choice for kids younger than 4 (it's dark and loud) or bug haters. The attraction offers a fun and sometimes-poignant look at life from a smaller perspective. After you put on your bug-eye glasses, all your senses are awakened by the stars, including ants, beetles, spiders, and — oh, no! — a stink bug.



More than one of my kids came out in tears, but for reasons you may not expect. The simple sensory effects, mostly because they occur unexpectedly and in the dark, terrorized even some of the older ones. The issue my youngest had was with the bugs — he *hates* them.



On the other hand, Katie (a cousin), thought the show was “really funny.” Viewers experience some spritzes of water, blasts of air, and a foul smell when the stink bug gets its revenge. The show’s finale, when the on-screen insects run amok, definitely leaves you buzzing.

DropBooks

The Tree of Life

Like **Cinderella Castle** at the **Magic Kingdom** (see Chapter 12 for more details) and **Spaceship Earth** in **Epcot** (described in Chapter 13), the 14-story Tree of Life is a park icon. The man-made tree and its carved animals are the work of Disney artists, teams of which worked for more than a year on its free-form animal sculptures. It isn’t as tall or imposing as those other icons, but it is certainly impressive. It has 8,000 limbs, 103,000 leaves, and 325 mammals, reptiles, amphibians, insects, birds, dinosaurs, and Mickeys carved into its trunk, limbs, and roots. Different animals appear or vanish depending on the angle from which you view the tree.



Although passing up a detailed inspection of the tree as you enter the park is hard to do (it is awesomely difficult to ignore), I recommend gawking only while standing in line for It’s Tough to be a Bug! You’ll have time for a more detailed look at the tree — if you so desire — on the way out.

Camp Minnie-Mickey

Youngsters love this place, though I don’t share their enthusiasm. It’s a favorite hangout for Disney characters from the forest and jungle, including Simba from *The Lion King* and Baloo from *The Jungle Book*. Mickey, Minnie, Goofy, Pluto, Donald, Daisy, and other stars also make appearances from time to time around this woody retreat, which was designed to resemble an Adirondack summer camp. The lines for the meet-and-greets are often excruciatingly long, and unless the kids insist on visiting, I recommend avoiding waiting to meet with Disney characters here.

In addition to the characters, this land is also home to Disney World’s best stage show, **Festival of the Lion King**, an exhilarating and interactive extravaganza.

Camp Minnie-Mickey Greeting Trails

If you’re traveling with children, this attraction is probably a must-do, but be prepared for a long wait. A variety of Disney characters from Timon and Winnie the Pooh to Pluto and Donald Duck shake your hand, give hugs, allow photos to be taken, and sign autographs. Mickey and Minnie, in recognition of their star status, get their own shaded pavilions.

Festival of the Lion King

This Broadway-style production at the Lion King Theater is one of the best in Animal Kingdom (coming in a close second behind Finding Nemo: The Musical) and one of the top three productions in all of Walt Disney World. The extravaganza celebrates nature's diversity with a talented, colorfully attired cast of singers, dancers, and life-size critters who lead you in an inspiring singalong. Based loosely on the animated movie, this stage show combines the pageantry of a parade with a tribal celebration. The action takes place on the center stage and even around the audience. Even though the pavilion has 1,000 seats, arrive at least 20 minutes early to ensure you get a spot. The show lasts just under a half-hour.

Pocahontas and Her Forest Friends

The wait to see Pocahontas and Her Forest Friends can be nightmarish, and the 15-minute show isn't remotely close to the caliber of its neighbor, Festival of the Lion King. In this presentation, Pocahontas and Grandmother Willow, with the help of some of the forest creatures (a raccoon, turkey, porcupine, rat, and more), bring to light the importance of treating nature with respect and protecting our forests. Young fans of the movie and of little creatures will be most appreciative of the performance. If you must go, go early. The theater has a mere 350 seats, but standing-room crowds are admitted.

Africa

Enter through the town of Harambe, which means "coming together" in Swahili. This area of Africa is a re-creation of an African coastal village poised on the edge of the 21st century. The impressive whitewashed structures, built of coral stone and thatched with reed brought from Africa, surround a beautifully landscaped central marketplace that's rich with local wares and colors. After passing through the town, the various trails lead you to Africa's other rides and attractions.

Kilimanjaro Safaris

This attraction is one of the few rides and the best animal viewing venue in the kingdom. But remember: The animals are scarce during the middle of the day, especially in the heat of summer.



TIP

You can wait 45 minutes or more in line here. Yes, using FASTPASS (see Chapter 11) is an option, but it virtually eliminates the chance of riding during the best viewing times. My advice: Skip FASTPASS, get to the park a bit before its scheduled opening time, and make your way straight here. If you simply aren't a morning person, your next best shot is to get a FASTPASS that lets you ride as close to the park's closing as you can get. (Know ahead of time, you'll have to check back every so often to get a pass that doesn't have you returning midday!)

DropBooks

After you reach the end of the very long and winding line, you'll board a rather large truck specially made for such an expedition, and set off on a bouncy ride through the African landscape. Animals in the safari include black rhinos, hippos, antelopes, Nile crocodiles, zebras, wildebeests, and lions that, if your timing is right, may offer a half-hearted roar toward some gazelles that are safely out of reach. The animals roam freely, occasionally crossing the path of the truck allowing a really up-close view, but again, it's far more likely to occur in the morning or evening hours. Predictably, the theme is conservation. There's even a little drama — this, after all, is a theme park ride — as you and your mates will help pursue some park poachers (though word has it that new scripts are being tested and a new story line will be in place by the time this book hits the shelves).



"The bumpy ride was fun, way better than having to walk around to see the animals. Looking over railings or into cages isn't nearly as fun. And they got so close, it was way cool." I agree with Nicolas — several giraffe came nearly within arm's length. This one's fun for the whole family, but very small infants shouldn't ride because of the bumps.

Pangani Forest Exploration Trail

You can get a good look at hippos, mole rats, and African birds on the Pangani Falls Exploration Trail, but lowland gorillas are the main feature. The trail has two gorilla-related areas: One is home to a family comprised of a 500-pound silverback, his ladies, and kids; the other has five bachelors. Most people tend to rush through the trails, missing out on the chance to see the giant apes, and the animals are not always cooperative, especially in hot weather, when they tend to spend most of the day in shady areas out of view. But visitors who have good timing or who make return visits are truly rewarded with up-close views (through Plexiglas) of these magnificent creatures.

Rafiki's Planet Watch

This land, located just above Africa, includes **Conservation Station**, which offers a behind-the-scenes look at how Disney cares for animals inside the park, as you walk past a series of nurseries and veterinary stations. The problem is that these facilities need staff members present to make them interesting, and that isn't always the case. **Affection Section** gives you a chance to cuddle some friendly animals (including goats and potbellied pigs), while **Habitat Habit!** has a trail that's home to some smaller animals, such as cotton-topped tamarins. **Note:** Take heed of the signs in the Affection Section that instruct you to put all paper, including maps, away. Goats love paper and will cause a stampede in an attempt to snatch your paper products from you.

Asia

Disney's Imagineers outdid themselves in creating the mythical kingdom of Anandapur (place of delight) in the Asia section of Animal Kingdom,

with an exotic atmosphere enhanced by the crumbling ruins of an ancient village, its temples, and even a maharajah's palace, all decorated with intricate carvings and artwork.

DropBooks

Erudition Exercise—*Legend of the Forbidden Mountain*



After years of anticipation, Animal Kingdom's newest thrill ride made its debut in mid-2006. The journey begins in the mythical Himalayan village of Serka Zong, one of the best queue's in all of Disney, where after winding around you'll board an old mountain railway bound for Mount Everest which, at 200 feet, is one of Florida's highest peaks. Passing through bamboo forests, thundering waterfalls, and glacier fields, the train ascends higher and higher to the snow-capped peaks of the mountain. As you may expect, what starts as a relaxing tour turns into an exciting expedition as the train hits tracks that are mangled and twisted. The train races frantically through the icy canyons and caverns as you suddenly find yourself face to face with the Yeti (also known as the Abominable Snowman), guardian and protector of the mountain.

Touted as a family thrill ride, don't be fooled — it packs quite a punch. The feeling that you may plummet down the side of the mountain as you hit the tangled and severed tracks before suddenly thrusting backward into the darkness. . . . Yikes! This ride is more intense than **Big Thunder Mountain Railroad** in the **Magic Kingdom** (see Chapter 12) but a step or two down from the twists, turns, loops, and inversions of the **Rock 'n' Roller Coaster Starring Aerosmith at Disney's Hollywood Studios** (see Chapter 14).



"Wow! We were staring straight down the mountain — for a second I thought we were really going to fall right off." Ten-year-old Nicolas is coaster crazy, and this one's at the top of his list of favorites. My 14-year-old, however, said, "No way, you're not getting me on that!" after watching (and hearing the screams) from below.



A FASTPASS is the only way to avoid this ride's incredibly lengthy lines (though you'll miss much of the queue's spectacular detailing). Although touted as a family ride, children not tall enough to make the *44-inch height requirement* will have to wait this one out. Guests with head, neck, or back-related ailments should avoid the trek as well.

Flights of Wonder

This live-animal action show is a low-key break from the madness and offers a few laughs, including Groucho the African yellow nape, who entertains the audience with his *op-parrot-ic* a cappella solos, and the just-above-your-head soaring of a Harris hawk and a Eurasian eagle owl. Other feathered stars include an American bald eagle and a crowned crane.

Kali River Rapids

White-water fanatics may scoff, but for a theme park raft ride, Kali River Rapids is pretty good — slightly better than **Congo River Rapids** at **Bismarck Gardens** (see Chapter 23), but not as good as **Popeye & Bluto's Bilge-Rat Barges** at **Islands of Adventure** (see Chapter 19); though the theme is more alluring here. This ride's churning water mimics realistic rapids, and its optical illusions make you wonder whether you're headed over the falls. The ride begins with a peaceful tour of lush foliage, but soon you're dipping and dripping as your tiny raft tosses and turns through the jungles. You *will* get wet (but how wet depends on where you're seated). The lines are long, but keep your head up, and enjoy the marvelous art overhead and on the beautiful murals.



This ride has a 38-inch height minimum.

Maharajah Jungle Trek

Disney keeps its promise to provide up-close views of animals with this exhibit, the setting of which is almost an attraction in its own right. Lush tropical foliage and bamboo grow amidst the ruins, architecture, and carvings of Nepal, India, Thailand, and Indonesia. It's some of Disney's best thematic work.

If you don't show up in the midday heat, you'll probably see Bengal tigers roaming an abandoned maharajah's palace through a thick glass barrier. Nothing but air separates you from dozens of giant fruit bats hanging in what appears to be a courtyard. Some of the bats have wingspans of 6 feet. (If you have a phobia, you can bypass this, but know that the bats are harmless.) Guides are on hand to answer questions, and you also get a brochure that lists the animals you may spot. You also have chances to see Komodo dragons, tapirs, playful gibbons, and acrobatic siamangs, whose calls have been likened to someone in the throes of pain or passion.

DinoLand U.S.A.

Located to the right, or east side, of Discovery Island as you enter, DinoLand U.S.A. is Disney's attempt to capitalize on the dinosaur craze inspired by *Jurassic Park* and (ugh) *Barney*. You enter beneath Olden Gate Bridge, a 40-foot-tall brachiosaurus reassembled from excavated fossils. Speaking of which, until late summer 1999, DinoLand had three paleontologists working on the very real skeleton of **Sue**, a monstrously big *Tyrannosaurus rex* unearthed in the Black Hills of South Dakota in 1990. The paleontologists patched and assembled the bones here, mainly because Disney helped pay for the project. Alas, Sue has moved to her permanent home at the Field Museum in Chicago, but a cast replica of her 67-million-year-old bones, called **Dino-Sue**, is on display.

The Boneyard

The Boneyard is a great place for parents to catch a second wind. Kids love the prehistoric playground, and there are plenty of activities to wear the ride down a bit. They can slide and climb over a paleontological dig site and squeeze through the fossils and skeletons of a triceratops and a brontosaurus. They can even search the sands for skeletal remains.



You have to be vigilant about keeping track of your kids here. The Boneyard is a large area, and although Disney staff monitors them at both ends, kids play in a multilevel arena where tube slides can take them from one level to the next in a heartbeat.

DINOSAUR

This ride hurls you through darkness in a CTX Rover time machine, past an array of snarling audio-animatronic dinosaurs. Some kids may find the dinosaurs (and darkness) frightening; adults may find them a bit hokey. However, after Expedition Everest—Legend of the Forbidden Mountain, DINOSAUR is as close as Animal Kingdom comes to a thrill ride — a twisting, turning, and very jerky adventure in which you and 20 other passengers try to save the last Iguanodon on Earth from an asteroid. Evolution, nature's fragility, and potential catastrophe are the punch lines in this lip-biting, armrest-clenching ride against time. It features some very large lizards (such as a 33-foot carnotaurus, named for its favorite food — meat).



Plus-size riders may find the seats uncomfortably narrow, especially with the jerky motions of the ride. *Riders must be at least 40 inches tall.* DINOSAUR also has a list of warnings aimed at folks with neck and back ailments. If you've ever wondered what it feels like aboard a bucking bronco, this rough ride is probably pretty comparable.



"You felt like you were really being thrown around," 14-year-old Ryan announced after he got off. Austin (age 12) called it "Awesome!" but added that it wasn't as scary as he thought it would be.

Primeval Whirl

Animal Kingdom jumped into the coaster craze with this ride. Primeval Whirl is a bit tame, and it doesn't have inversions, but it does have plenty of spinning action in carnival-style, rider-controlled cars that whirl by asteroids and hokey dinosaurs that pop up along the track. The ride has tight loops, short dips, and a final spin that sends you into the gaping jaws of a fossilized dinosaur.



Though Primeval Whirl was originally supposed to enlarge the park's appeal to the kid set, this ride has a *48-inch height minimum*.

TriceraTop Spin

The principle behind this kiddie favorite is pretty much the same as the **Magic Carpets of Aladdin** and **Dumbo The Flying Elephant** at the **Magic**

Kingdom (see Chapter 12). Cartoonish dinosaurs take riders up, down, and all around. To the delight of the kids, a dinosaur occasionally pops its head in and out of the central hub. Most young children, especially those ages 2 to 6, love it. Parents loathe the long lines.

Finding Nemo—The Musical

Making a splashy debut in 2007, **Finding Nemo—The Musical** is, in a word, enchanting. In this visually stunning undersea production (“re-imagined” as a musical), Nemo, Marlin, Dory, Crush, and Bruce (along with a few other finned film favorites) come to life before your eyes as live actors in spectacular puppet-like costumes re-create the undersea adventure made popular by the Disney-Pixar film *Finding Nemo*. The story line, for those who don’t already know it, has the ever-curious Nemo becoming separated from his overly protective father, who then goes to great lengths traveling through the big blue to be reunited with his son. Even the squirmiest toddler will sit mesmerized through this 30-minute show — it’s a must-see for the entire family.

Index of Attractions by Land

Oasis

The Oasis Exhibits

Discovery Island

Discovery Island Trails
It’s Tough to be a Bug!
The Tree of Life

Camp Minnie-Mickey

Camp Minnie-Mickey Greeting Trails
Festival of the Lion King
Pocahontas and Her Forest Friends

Africa

Kilimanjaro Safaris
Pangani Forest Exploration Trail

Rafiki’s Planet Watch

Affection Section
Conservation Station
Habitat Habit!

Asia

Expedition Everest—Legend of the
Forbidden Mountain
Flights of Wonder
Kali River Rapids
Maharajah Jungle Trek

DinoLand U.S.A.

The Boneyard
DINOSAUR
Primeval Whirl
TriceraTop Spin
Finding Nemo—The Musical

Chapter 16

DropBooks Enjoying the Rest of Walt Disney World

In This Chapter

- ▶ Playing in an interactive adventure park
 - ▶ Experiencing a sports fan's nirvana
 - ▶ Speeding around the Disney NASCAR circuit
 - ▶ Golfing, Disney-style
 - ▶ Splashing into the Disney water parks
 - ▶ Enjoying holiday happenings
 - ▶ Cruising with Disney
-

In Chapters 12 through 15, I acquaint you with the major parks of Walt Disney World. But the House of Mouse is home to much, much more. In this chapter, I introduce you to the smaller, second-tier attractions, as well as a few holiday happenings and the Disney Cruise Line.

Playing It Up at DisneyQuest

The minute you step inside you realize this is no ordinary arcade — the five levels offer some of the most cutting-edge games anywhere. Disney has taken the state-of-the-art technology of virtual reality, added a spirit of adventure, and shaken it up with some of that magical pixie dust for good measure. The result is the World's most interactive game complex. From kids just old enough to work the controls to teens, reactions to DisneyQuest are pretty much the same: "Awesome!" And although many adults enter the arcade thinking that they're only going to find kids' stuff, many bite the hook as hard as their offspring when they get a gander at the electronic wizardry — everything from old-fashioned pinball with a newfangled twist to virtual-reality adventure rides.

Here are just some of the entrees that you can find at DisneyQuest:

- ✓ **Aladdin's Magic Carpet Ride:** Straddling the magic carpet, you'll fly through the 3-D Cave of Wonders and the alleys and streets of Agrabah in search of the magic lamp. This is definitely fun, but your head may get hot from the virtual-reality helmets.
- ✓ **Pirates of the Caribbean—Battle for Buccaneer Gold:** You and up to three mates are outfitted in 3-D helmets so that you can battle pirate ships virtual-reality-style. One of you volunteers to be the captain, steering the ship, while the others assume positions behind cannons to blast the black hearts into oblivion — maybe. Each time you do, you're rewarded with some doubloons, but beware of sea monsters that can gobble up you *and* your treasure. In the game's final moments, you come face to face with the ghost of Davy Jones. *There's a 35-inch height requirement.*
- ✓ **Mighty Ducks Pinball Slam:** In this interactive, life-size game, players ride platforms and use body English to try to score points. It's your opportunity to explore life as a pinball — from the ball's perspective. Just try to stop the quivering in your arms after this.
- ✓ **CyberSpace Mountain:** If you have an inventive mind (and a steel stomach), stop in at Cyberspace Mountain, where Bill Nye the Science-Turned-Roller-Coaster Guy helps you create the ultimate loop-and-dipster, which you then can ride in a very real-feeling simulator. It's a major hit with the coaster-crazy crowd. (I know some adrenaline junkies who spent hours here constructing, then riding, one heart-stopper after another.) Bring your own motion-sickness medicine (though you can choose slow, medium, or quick death). *This thriller has a 51-inch height requirement.*
- ✓ **Animation Academy:** If you need quiet time, sign up at Animation Academy for a mini course in Disney cartooning (but you'll have to pay extra to keep your artwork — shame on you Disney!). The academy also has snack and food areas; a typical theme-park-style meal and drink runs from \$12 to \$15 per person.



Crowds really start building after lunch when the heat of the day begins to truly kick in, and they're simply maddening after dark.

Although some rides and games are appropriate for a variety of ages, DisneyQuest is the most appealing to those over 8 or even 10 (remember also that some attractions also have height requirements). If you have toddlers in tow, be aware that strollers are not allowed in the building.

See map p. 173. In Downtown Disney West Side (off Buena Vista Dr.). ☎ 407-828-4600. www.disneyquest.com. Admission: \$37 adults, \$31 kids 3–9 for unlimited play. Open: Sun–Thurs 11:30 a.m.–11 p.m., Fri–Sat 11:30 a.m. to midnight.

Fielding the Fun at Disney's Wide World of Sports Complex

DropBooks

Disney's Wide World of Sports is a 200-acre, megacomplex that has a 7,500-seat baseball stadium, 10 other baseball and softball fields, 6 basketball courts, 12 lighted tennis courts, a track-and-field complex, a golf driving range, and 6 sand volleyball courts.



If you're a true sports fan, call for a package of information about the facilities and a calendar of events (see the listing data at the end of this section). You can also consult the facility's Web site for up-to-date information. Here's a sampling of the options available:

- ✓ The **Atlanta Braves** play spring-training games during a one-month season that begins in early March. Tickets for the stadium's two seating areas cost \$14 to \$23. For tickets, call **Ticketmaster** (☎ 407-839-3900). **Note:** The facility also hosts the NFL's **Tampa Bay Buccaneers'** training camp in July and August.
- ✓ The **Multi-Sports Experience**, which is included in Wide World's general admission price, is open on select days. It challenges guests with activities covering many sports: football, baseball, basketball, hockey, soccer, and volleyball.
- ✓ The **NBA, NCAA, PGA, and Harlem Globetrotters** also stage events, sometimes annually and sometimes more frequently, here.

See map p. 173. On Victory Way, just north of U.S. 192 (west of I-4). ☎ 407-828-3267 or 407-939-4263; 407-939-1500 for sports information. www.disneysports.com. Admission: \$11 adults, \$8 kids 3-9 (tax included). Open: Daily 10 a.m.-5 p.m., but hours may vary by venue.

Gearing Up at the Richard Petty Driving Experience

Compared to the Richard Petty Driving Experience at the **Walt Disney World Speedway**, Epcot's thriller Test Track is for sissies. This is your chance to race like a pro in a 600-horsepower NASCAR race car.



How real is it? You must sign a waiver with words such as *Dangerous*, *Calculated Risk*, and *Update Your Will!* before getting into a car.

At one end of the spectrum, you can ride shotgun for a couple of laps at 145 mph (\$99). At the other end, you can spend from three hours to two days learning how to drive the car yourself and racing other daredevils in 8 to 30 laps of excitement (for a cool \$399-\$1,249, not including tax). You must be 18 or older to ride in the car.

See map p. 173. At Walt Disney World Speedway on World Dr. at Vista Blvd. just off U.S. 192, south of the Magic Kingdom. ☎ 800-237-3889. www.1800bepetty.com. Admission varies by seasons and hours, so call ahead. Open: Tues and Thurs, 9 a.m.–4 p.m., though hours may vary.

DropBooks

Preparing for the PGA at Disney Golf

The Magic Mickey offers **99 holes of golf**: five 18-hole, par-72 courses and a 9-hole, par-36 walking course. All WDW courses are open to the public and offer pro shops, equipment rentals, and instruction. For tee times and information, call ☎ 407-939-4653 up to 60 days in advance. (Disney resort guests can reserve up to 90 days in advance.) Golf packages are also available, with select packages available only seven days in advance (call ☎ 407-934-7639 to make reservations).

Greens fees for Disney hotel guests can range from \$30 to \$165 per 18-hole round (it's \$10 more if you're not a resort guest), though rates are subject to change at any time and do vary by season and by course. Here's a rundown of the courses:

- ✔ **Disney's Eagle Pines (18 holes):** Expansive traps and sloping fairways follow the natural lay of the land. Rough pine straw and sand welcome wayward shots, and 16 holes feature water hazards.
- ✔ **Disney's Lake Buena Vista (18 holes):** This course has a classic country-club style, with many pines spread across a residential area. Well-bunkered, it's also a challenge that demands accuracy. This course has played host to PGA, LPGA, and USGA events.
- ✔ **Disney's Magnolia (18 holes):** The longest course on Disney property is designed in classic PGA style. Wide fairways are deceiving; you have to hunker down and whack the ball, but take care: Eleven holes have water hazards, and 97 bunkers are on the course. The 6th hole has a special hazard — a Mickey Mouse-shaped sand trap.
- ✔ **Disney's Oak Trail (9 holes):** If you can't go a day without getting in a few holes, but you don't have time for the 18-hole courses, this course is the place to spank the ball. This 9-hole walking course is designed for families or for a quick golf fix.
- ✔ **Disney's Osprey Ridge (18 holes):** This Tom Fazio-designed course combines rolling fairways cut through forests of scrub oak, pine, palmetto, cypress, and bay trees. *Golf Digest* ranks the course as one of the best in Florida.
- ✔ **Disney's Palm (18 holes):** Disney's toughest course, the Palm is set among natural Florida woodlands. Its elevated greens, water, and sand traps offer more hazards than Interstate 4. Good luck with the 18th; it's rated among the toughest holes on the PGA Tour.



Disney occasionally offers discounted twilight tee times after 3 p.m. and 5 p.m., and often, it's during the summer season. To find out whether a discount is available during your visit, call ☎ **407-939-4653** up to seven days in advance or consult www.disneygolf.com.

DropBooks



If you want more golfing options or want to get out of Disney for a bit, two excellent sources of information and tee-time reservations are **Golfpac** (☎ **888-848-8941** or 407-260-2288; www.golfpacinc.com) and **Tee Times USA** (☎ **888-465-3356**; www.teetimesusa.com).

Puttering Around at Disney Miniature Golf

Those too timid to tee off at Disney's majors — or whose big games aren't yet up to par — can try out the World's miniature golf courses. Thanks to four whimsically themed courses, everyone, from novices to master minigolfers, should find at least one course to their liking.

Disney's Winter Summerland Miniature Golf Course

Santa Claus and his elves supply the theme at Winter Summerland, a well-designed miniature-golf spread that has two 18-hole courses. The **Winter course** takes you from an ice castle to a snowman to the North Pole. The **Summer course** is pure Florida, from sand castles to surfboards to a visit with Santa on the Winternet.

See map p. 173. East off Buena Vista Dr., across from Blizzard Beach. ☎ **407-560-3000**. www.disneyworld.com. Admission: \$11 adults, \$9 kids 3–9 (tax included). Open: Daily 10 a.m.–11 p.m.

Fantasia Gardens Miniature Golf Course

Fantasia Gardens, located across from Disney's Hollywood Studios, offers two 18-hole miniature courses drawing inspiration from the Walt Disney classic cartoon of the same name. On the **Fantasia Gardens course**, hippos, ostriches, and gators appear, and the Sorcerer's Apprentice pre-sides over the final hole. This is a good course for beginners and kids. Seasoned minigolfers will probably prefer the tougher **Fantasia Fairways**, a scaled-down golf course complete with sand traps, water hazards, tricky putting greens, and holes ranging from 40 to 75 feet — as for the kids, only those who can actually golf may find the Fairways any fun.

See map p. 173. On Buena Vista Dr., just east of World Dr. ☎ **407-560-4582**. www.disneyworld.com. Admission: \$11 adults, \$9 kids 3–9 (tax included). Open: Daily 10 a.m.–11 p.m.

Making a Splash at Disney's Water Parks

Disney's two water parks are great places to chill out for all or part of a day. Here are a few things to keep in mind before you head off for a swim:

DropBooks

- ✓ **Go in the afternoons — about 2 p.m., even in summer — if you can stand the heat that long and want to avoid crowds.** The early birds are usually gone by then, and lines are far shorter.
- ✓ **If you hold a ticket with the Water Park Fun & More Option and are staying at a Disney resort, beat the heat and the lines by heading to the water parks an hour earlier than anyone else.** During peak seasons, Disney's water parks (usually one, sometimes both) open an hour early for **Extra Magic Hours**.
- ✓ **Choose an early weekday.** Another way to enjoy the smallest crowds is to go early in the week when most weeklong guests are filling the lines at the theme parks.
- ✓ **Keep in mind that kids can get lost just as easily at a water park as they can at a theme park, and the consequences can be worse.** All Disney parks have lifeguards, usually wearing bright red suits, but to be safe, ask how to identify an on-duty lifeguard, and keep an eye on your little ones. Life jackets are available, at no charge, for an added measure of safety, but they're limited in availability and are in no way a substitute for adult supervision.
- ✓ **If you're a woman and modesty is your policy, bring a one-piece bathing suit for the more daring slides.** All bathers should remember the wedgie factor on the more extreme rides, such as Summit Plummet. You may enter the park wearing baggies, but, thanks to high-speed water pressure, find yourself in a thong.

Blizzard Beach

The youngest of Disney's water parks is also tops in the country in attendance. Blizzard Beach is a 66-acre "ski resort" set in the midst of a tropical lagoon beneath 90-foot — uh-oh — Mount Gushmore. The base of Mount Gushmore has a sand beach and several other attractions, including a wave pool and a smaller, kids' version of the mountain.

Here are brief descriptions of other Blizzard Beach attractions:

- ✓ **Cross Country Creek** is a 2,900-foot tube ride around the park and through a cave where you get splashed with melting ice.
- ✓ **Melt-Away Bay** is a 1-acre, relatively calm wave pool.
- ✓ **Runoff Rapids** offers a choice of three twisting-and-turning runs, one of which plunges you and your tube into darkness.
- ✓ **Ski Patrol Training Camp** is designed for preteens. It features a rope swing; an airborne water drop from a T-bar; slides, such as the wet and slippery Mogul Mania; and a challenging ice-floe walk along slippery floating icebergs.
- ✓ **Slush Gusher** is a speed slide that shoots you along a snow-banked gully. It packs a *48-inch minimum height requirement*.



- ✔ **Snow Stormers** has three flumes that descend from Mount Gushmore on a switchback course through ski-type slalom gates.
- ✔ **Summit Plummet** is wild! Read *every* speed, motion, vertical-dip, wedge, and hold-onto-your-breastplate warning in this guide. Then test your bravado in a bull ring, a space shuttle, or dozens of other death-defying hobbies as a warm-up. This one starts out slow, with a lift ride (even in Florida's 100°F dog days) to the 120-foot summit. At the top, kiss any kids or religious medal you may carry with you because, if you board, you will be on *the world's fastest body slide*. It's a test of your courage and your swimsuit as you head virtually straight down, moving, sans vehicle, at 60 mph by the time you reach the *catch pool* (the stop zone). Even the hardest of riders may find this slide hard to handle; a veteran thrill-seeker has described the experience as "15 seconds of paralyzing fear." *Minimum height requirement is 48 inches.*
- ✔ **Teamboat Springs**, the World's longest white-water raft ride, twists down a 1,200-foot series of rushing waterfalls.
- ✔ **Tike's Peak** is a mini version of Blizzard Beach for mini visitors. It offers short slides, a squirting ice pool, a fountain play area, and a snow castle.
- ✔ **Toboggan Racers** is an eight-lane slide that sends you racing, head first, over exhilarating dips into a "snowy" slope.

See map p. 173. On World Dr., north of the All-Star Resorts and across from Winter Summerland. ☎ 407-560-3400. www.disneyworld.com. Admission: \$39 adults, \$33 kids 3–9. Open: Daily 10 a.m.–5 p.m., with extended hours during peak times, such as summer.

Typhoon Lagoon

Typhoon Lagoon is the ultimate in water theme parks. Its fantasy setting is a palm-fringed tropical island village of ramshackle, tin-roofed island shacks, the entire area strewn with cargo, surfboards, and other marine wreckage left by the great typhoon. The storm-stranded fishing boat (the *Miss Tilly*) dangles precariously atop the 95-foot Mount Mayday, the steep setting for several rides. Every 30 minutes, *Tilly's* stack blows shooting a 50-foot geyser even higher into the air.

Here are some other park highlights:

- ✔ **Castaway Creek** is a 2,100-foot lazy river that circles most of the park. Hop onto a raft or an inner tube and meander through a misty rain forest and then past caves and secluded grottoes. At Water Works, its theme area, jets of water spew from shipwrecked boats and a Rube Goldberg assemblage of broken bamboo pipes and buckets soaks you. Tubes are included in the admission.
- ✔ **Crush 'n' Gusher** is the newest addition to the park. Coaster crazies will appreciate its gravity-defying drops between which powerful

DropBooks

jets of water propel riders back uphill, through twists and turns, only to drop them again. The Banana Blaster, Coconut Crusher, and Pineapple Plunger offer an out-of-control experience, each sending riders careening on a different route through the remains of a ramshackle fruit-eating plant. Roughly the same length (410–420 ft. long), the three spillways feature varying degrees of slopes and turns to keep you coming back for more.

- ✓ **Humunga Kowabunga** consists of three 214-foot Mount Mayday slides that propel you down the mountain on a serpentine route through waterfalls and bat caves and past nautical wreckage at up to 30 mph before depositing you into a bubbling catch pool; each slide offers slightly different views and thrills. Seating also is available for non-Kowabunga folks whose kids have commissioned them to “watch me.” Women should wear a one-piece on the slides (unless you don’t mind putting on a different sort of show for gawkers). This attraction has a *48-inch height minimum*.
- ✓ **Ketchakiddee Creek** is a kiddie area designed exclusively for the kiddie set (2–5 years). An innovative water playground, it has bubbling fountains in which kids can frolic; mini waterslides; a pint-size, white-water tubing run; spouting whales and squirting seals; rubbery crocodiles on which to climb; grottoes to explore; and waterfalls under which to loll.
- ✓ **Typhoon Lagoon** is the park’s main swimming area. This large (2.75 million gallons) and lovely lagoon (one of the world’s largest inland wave pools) is the size of two football fields and is surrounded by a white sandy beach. The chlorinated water has a turquoise hue much like the waters of the Caribbean. Large waves hit the shore every 90 seconds. A foghorn sounds to warn you when a wave is coming. Young children can wade in the lagoon’s more peaceful tidal pools — Blustery Bay and Whitecap Cove.



You can catch a wave at popular **early-bird surfing sessions** that take place at the lagoon on select mornings before the park officially opens. For those not brave enough to learn in the ocean, this controlled environment may be a good alternative. For more information on the surfing program, see Chapter 27.

- ✓ **White-Water Rides**, found in Mount Mayday, is the setting for three white-water rafting adventures — **Keelhaul Falls**, **Mayday Falls**, and **Gang Plank Falls** — all of which offer steep drops coursing through caves and passing lush scenery. Keelhaul Falls has the most spiraling route, Mayday Falls has the steepest drops and fastest water, and the slightly tamer Gang Plank Falls uses large tubes so that the whole family can pile on.

See map on p. 173. Located off Buena Vista Dr. between Downtown Disney Marketplace and Disney’s Hollywood Studios. ☎ 407-560-4141. www.disneyworld.com. Admission: \$39 adults, \$33 kids 3–9. Open: Daily 10 a.m.–5 p.m., with extended hours during some holiday periods and summer.

Enjoying the Holiday Season at Disney

DropBooks

Disney uses extra pixie dust during the holidays as the parks and resorts are decked out more spectacularly than you can even imagine. They bring out the holiday spirit in a way only Disney can. Lights, trees, caroling, and special activities begin around Thanksgiving and last until the first of the new year. For more information on all the events in this section, call ☎ **407-934-7639** or check out www.disneyworld.com.

Four of the best yuletide attractions include the following:

- ✔ **Mickey's Very Merry Christmas Party**, an after-dark ticketed event (7 p.m. to midnight), takes place on select nights at the **Magic Kingdom** and offers a traditional Christmas parade and a breathtaking fireworks display. Tickets run \$41 for adults and \$34 for kids ages 3 to 9, if purchased in advance; tickets purchased the day of the event will cost you an extra \$7 per ticket. A ticket includes cookies, cocoa, and a souvenir photo. The best part? Shorter lines for the rides that are open.
- ✔ **Holidays Around The World at Epcot** features a **Candlelight Processional** with hundreds of candle-holding carolers, a celebrity narrator telling a Christmas story, a 450-voice choir, and a 50-piece orchestra. Also held on select nights, this moving event features several celebrities during its five-week run. Normal theme-park admission (\$71 adults, \$60 kids 3–9) is charged.
- ✔ **The Osborne Family Spectacle of Lights** came to **Disney's Hollywood Studios** in 1995, when an Arkansas family ran into trouble with local authorities over their multimillion-light display. It seems they'd committed the ultimate Little Rock sin, taking to heart the old hymn that says, "You can't be a beacon if your light don't shine." Their Christmas-light collection of 2-million-plus blinkers, twinklers, and strands was so bright that their neighbors complained. (Imagine it next to your bedroom window!) After the flow of faithful spectators in cars caused mile-long backups, the neighbors, finally seeing the light, went to court. Disney came to the rescue and moved the whole thing to Orlando, adding a million or so bulbs and a bit of Disney magic (including dancing lights choreographed to a holiday soundtrack). You can see it all for the normal park admission (\$71 adults, \$60 kids 3–9).
- ✔ For those 21 and over, Downtown Disney's **Pleasure Island New Year's Eve** is a celebration featuring big-name performers (in the past, acts have included Cheap Trick, Tone Loc, Kurtis Blow, and Kim Waters, among others). Tickets include entrance to all the Pleasure Island clubs and a spectacular midnight fireworks display — not to mention all the loud music your ears can handle.

The other Orlando parks and many of the WDW resorts hold their own holiday festivities featuring special activities, spectacular decorations,

holiday-themed parades, and more. Be sure to ask in advance or check with your concierge or at Guest Services when you arrive.

DropBooks

Sailing the Seas with Disney

It took them a while to catch on, which is unusual for the Disney folks, but they finally discovered another place to expand their empire — the high seas. **Disney Cruise Line** launched the *Disney Magic* and the *Disney Wonder* in 1998 and 1999, respectively.

The two ships have but small differences. The *Magic* is Art Deco, with a giant Mickey in its three-level lobby and a *Beauty and the Beast* mural in its top restaurant, Lumiere's. The *Wonder* is Art Nouveau; Ariel commands its lobby, and its featured eatery, Triton's, sports a mural from *The Little Mermaid*. Both ships have recently been refurbished.



In 2007, Disney announced plans to add two new ships to the existing Disney Cruise Line, doubling the size of its existing fleet. The ships, yet unnamed, are slated to launch in 2011 and 2012. Specifics, including design plans and itineraries, are still being developed, but I do know that the new ships will dwarf the existing *Magic* and *Wonder* by at least two decks. This begs the question: Will European and Mexican Riviera itineraries be permanent ports of call?

The restaurants, nightlife, shows, and other onboard activities on both vessels are very family oriented (indeed, the Disney ships are the best in all cruisedom for kids). One of the ships' unique features is a dine-around option that lets you move among main restaurants (each ship has four) from night to night while keeping the same servers. Disney also offers **Castaway Cay**, its own private Bahamian island, featuring watersports and other activities.

The *Disney Magic* sails seven-day eastern Caribbean (St. Thomas, St. Maarten, and Castaway Cay) and seven-day western Caribbean (Key West, Grand Cayman, Cozumel, and Castaway Cay) itineraries on an alternating basis year-round. The *Disney Wonder* offers shorter three- and four-day Bahamas cruises that are often (though not necessarily) sold as part of seven-day vacation packages, combining the sailings with a **Walt Disney World** land experience. Subtle differences aside, these two ships are nearly identical twins. Both are 83,000 tons with 12 decks, 875 extra-large cabins, and room for up to 1,755 guests. (When each ship's children's berths are filled to capacity, that total can reach as high as 3,325.) The ships have some adults-only areas but no casinos.



During the summer of 2007, the *Disney Magic* set sail on the high seas starting from two different ports of call. The first — Barcelona, Spain — marks the second time that Disney has included a European itinerary in its lineup. The ship's stops include such cities as Florence, Rome, Pisa, and Cannes. Itineraries include 10-, 11-, and 14-night transatlantic cruises

DropBooks

(the ship has to get to Barcelona and back again somehow) with prices ranging from \$1,399 to \$6,399 based on double occupancy. The second port — Los Angeles, California — feature 7-day itineraries to the Mexican Riviera and include stops in Puerto Vallarta, Mazatlan, and Cabo San Lucas and 15-day cruises to the Panama Canal, with prices ranging from \$1,499 to \$6,199 for a 7-day cruise and \$1,599 to \$7,099 for a 15-day cruise. The popularity of these itineraries makes me wonder (no pun intended) if they might become permanent ports of call. For more information, sail over to www.disneycruise.com or call ☎ **888-325-2500**.

Recently updated, the line's free kids' programs are some of the best at sea. Just as at Disney World, costumed Disney characters are available at scheduled times during the voyage, so passengers can line up for hugs and photos. The children's program is divided into five age groups: the **Flounder's Reef Nursery** for ages 3 months to 3 years, **Disney's Oceaneer Club** for ages 3 to 7, **Disney's Oceaneer Lab** for ages 8 to 12, **Ocean Quest** for ages 10 to 14, and **The Stack** or **Aloft** for ages 13 to 17. Each program offers numerous age-appropriate activities and diversions.



Especially important to parents with young kids, Disney has expanded its Flounder's Reef Nursery on both ships to hold as many as 30 children with a child/counselor ratio of four to one. Extended hours are featured on seven-night cruises so that parents can dine alone, try a spa treatment, or sneak off for a shore excursion. Best of all, unlike other cruise lines, the nursery welcomes infants from as young as 12 weeks old to 3-year-old toddlers. The space has cribs, and counselors do change diapers (though you must supply them). The hourly price is \$6 per child for the first child, \$5 per each additional child, with a two-hour minimum.



You can get discounted fares if you book well in advance and go during non-peak periods. The line also offers special fares for kids 3 to 12 traveling as a third, fourth, or fifth passenger sharing a cabin with two adults.

Florida-based cruises depart from Port Canaveral, about an hour east of Orlando by car. If you buy a **Land & Sea package**, transportation to and from Orlando is included. For more information, call Disney Cruise Line or check out its very informative Web site, which also allows you to plan and reserve shore excursions before you go.

Hwy. 528 at Exit A1A, Cape Canaveral. ☎ 800-951-3532. www.disneycruise.com. Seven-day Land & Sea packages (3 or 4 days afloat, with the rest of the week at a WDW resort): \$939–\$5,399 adults, \$399–\$2,199 kids 3–12, and \$189 kids younger than 3, depending on your choice of resort and stateroom. Some packages include round-trip air and unlimited admission to Disney parks, Pleasure Island, and other attractions. Three-night cruises: \$429–\$2,999 adults, \$229–\$1,099 kids 3–12, and \$149 kids younger than 3. Four-night cruises: \$499–\$3,999 adults, \$329–\$1,199 kids 3–12, and \$149 kids younger than 3. Seven-night cruises: \$849–\$5,399 adults, \$399–\$2,199 kids 3–12, and \$189 kids younger than 3.

Chapter 17

DropBooks Shopping in Walt Disney World

In This Chapter

- ▶ Getting money-saving tips
- ▶ Shopping inside the parks
- ▶ Cruising the shopping districts outside of Disney

Part of the fun of going on vacation is stocking up on souvenirs. A trip to Walt Disney World shouldn't be any different — unless you want to arrive home with money in your wallet. In this chapter, you discover the ins and outs of shopping for Walt Disney World mementos.

Money-Saving Tips for Top-Notch Take-Homes

The kids are tugging at your shirt, begging you for 14-carat Mouse ears and the biggest stuffed Mickey on the planet, your mother just has to have a pair of Goofy slippers, and you've always wanted a crystal Cinderella clock for the den. Then you see the price tags. *Gasp!* Are they kidding? No, unfortunately, they are not.

You're an emotional and physical captive of a commercial enterprise sprinkled with feel-good pixie dust when you're at Disney. Now I'm just guessing and don't know this for sure, but I think Disney uses a simple formula for setting prices: Start with reasonable retail and then multiply . . . by *three*. Don't panic just yet, not everything is completely out of reach, and if you keep reading I'll point you in the right direction.

But no matter how much I warn you, you probably won't escape without a sizable contribution to the stockholders' fund, especially if it's your first trip to Walt Disney World or you have kids in tow. So before you start spending, here are a few things to think about:

- ✓ If there's a **Disney Store** near your hometown, items at least similar to what's sold in the Disney parks likely are sold there as well. You can also get a fairly large selection of it at www.disneystore.com. So there's no need to rush into a purchase. (Notable exceptions,

DropBooks

however, are goods sold in the World Showcase pavilions at Epcot, and Walt Disney World logo merchandise sold throughout the parks.)

- ✓ At the other end of the spectrum, many WDW shops sell products themed to their particular area of the park (such as the shops found at the exit of many rides or the kiosks found throughout the different lands), and finding the identical item elsewhere in the parks (let alone outside the parks) may be difficult at best.
- ✓ Don't be fooled by the discount stores offering you a "bargain." You usually won't find bargains or discounts on true or authentic WDW merchandise anywhere. If someone offers you one (especially outside the parks), beware. The bargain or discount may be a cheap imitation or knockoff — or worse, "hot."
- ✓ Don't forget to account for the 6.5 percent sales tax on purchases.



Loading Up Your Cart at Walt Disney World

In general, you'll find three categories of merchandise in the WDW parks. Souvenirs that scream "Disney!" are the most common. (The number of choices — from Ariel to Winnie the Pooh and beyond — can, and will, fog your brain.) Collectibles, including some not related to Disney, are another. You find these items in some of the **Main Street** shops in the **Magic Kingdom**, as well as around the **World Showcase** in **Epcot** and at the **Downtown Disney Marketplace**. The last category, merchandise native to the 11 countries showcased throughout Epcot's World Showcase, and completely unrelated to Disney whatsoever, is aptly considered a **World Showcase** specialty.



Why lug all your bulky purchases around? You can send your purchases from any store to designated areas near the entrance, where you can pick them up as you leave the park that day. In the **Magic Kingdom**, you can pick up packages at Package Pickup next to City Hall in the Plaza area. In **Epcot**, you can send your packages to the Gift Stop in the Entrance Plaza or the World Traveler at the International Gateway in World Showcase. **Disney's Hollywood Studios** shop clerks will send your goodies to the package pickup next to Oscar's Super Service in front of the park. And you can pick up your **Animal Kingdom** purchases at Garden Gate Gifts near the Entrance Plaza. (Allow at least three hours for delivery.) If you're a Disney resort guest, you can have your packages delivered to your resort for free — ask the shops about this service. Packages may not arrive until the next afternoon if purchased prior to 7 p.m.; if purchased after 7 p.m. they'll arrive the *second* afternoon after your purchase was made.

Magic Kingdom

The Emporium along **Main Street U.S.A.** has a large selection of Disneyana including pricey collectibles such as Minnie Mouse cookie jars and vintage Mickey Mouse wristwatches, as well as apparel, toys, and trinkets. The **Fantasy Faire** inside **Cinderella Castle** sells family

crests, tapestries, suits of armor, and other medieval wares, as well as miniature carousels.

Pirates Bazaar in **Adventureland** peddles hats, Captain Hook T-shirts, ships in bottles, toy muskets, and loads of other yo-ho-ho buccaneer booty, in addition to jewelry and a small selection of resort wear. It's outside the Pirates of the Caribbean ride.

The **Frontier Trading Post** in **Frontierland** hawks cowboy hats, Western shirts, coonskin caps, turquoise jewelry, belts, and toy rifles.

The **Yankee Trader** in **Liberty Square** is a charming country store that sells Lion King and Pooh cookie jars, Disney cookie cutters, and fancy food items.

Wares at **Tinker Bell's Treasures** include Peter Pan merchandise, costumes (Tinker Bell, Snow White, Cinderella, Pocahontas, and others), and collector dolls. At the exit of **Mickey's PhilharMagic** is a collection of trinkets, toys, and T-shirts that feature Donald Duck.

Pooh's Thotful Shop in **Fantasyland** is dedicated to Hundred-Acre Gang merchandise, including plenty of Pooh and Tigger items.

Inside the **Toontown Hall of Fame** you'll find a large array of toys, T-shirts, candy, and other Disney-themed trinkets.

Mickey's Star Traders and **Merchants of Venus** in **Tomorrowland** have Disney collectibles along with just about anything else Disney. The spaceship-shaped kiosk just outside **Buzz Lightyear's Space Ranger Spin** has enough *Toy Story* toys to fill any kid's toy chest.

Epcot

Future World has only a few shops to call its own, and most are ride related. The most notable is **Mouse Gear**, filled top to bottom with everything Disney (most of which is adorned with characters or the Disney logo) from T-shirts to trinkets and everything in between. The **Art of Disney** has a small though impressive selection of original artwork, lithographs, cels, and various posters available for purchase.

World Showcase pavilions carry unique and unusual items that represent their respective pavilion's country. Following are some of the shopping highlights.

Heritage Manor Gifts in the **American Adventure** in the **U.S.A. Pavilion** sells autographed presidential photographs, needlepoint samplers, quilts, pottery, candles, Davy Crockett hats, books on U.S. history, historically costumed dolls, classic political campaign buttons, and vintage newspapers with banner headlines such as "NIXON RESIGNS!" You can also buy Disney art and character merchandise, as well as popular Disney pins.

The **Canada Pavilion's Northwest Mercantile** carries sandstone and soapstone carvings, fringed leather vests, duck decoys, moccasins, an array of stuffed animals, Native dolls and spirit stones, rabbit-skin caps, knitted sweaters, and, of course, maple syrup.

The **China Pavilion's Yong Feng Shangdian Department Store** is a bustling marketplace with an array of merchandise including silk robes, brocade pajamas, lacquer and inlaid mother-of-pearl furniture, jade figures, cloisonné vases, tea sets, silk rugs and embroideries, dolls, fans, wind chimes, and clothing. Artisans demonstrate calligraphy here, too.

Emporia is the covered shopping area filled with several little boutiques found in the **France Pavilion**. Merchandise includes art, cookbooks, cookware, wines (there's a tasting counter), Madeline and Babar books and dolls, perfumes, and original letters written by famous Frenchmen, such as Napoleon. This is one of only two locations in the entire world to feature signature Guerlain fragrances.

The **Germany Pavilion's** shops feature Hümml figurines (one of only eight worldwide locations to carry a complete collection), crystal, glassware, cookware, cuckoo clocks, cowbells, Alpine hats, German wines (there's a tasting counter) and foods, books, and toys (German Disneyana, teddy bears, dolls, and puppets). An artisan sometimes demonstrates molding and painting Hümml figures; another paints detailed scenes on eggs.

La Cucina Italiana and **Il Bel Cristallo** in the **Italy Pavilion** stock cameo and delicate filigree jewelry, fine leather goods, Armani figurines, cookware, Italian wines and foods, Murano and other Venetian glass, alabaster figurines, inlaid wooden music boxes, and festive Carnivale masks.

In the **Japan Pavilion**, the **Mitsukoshi Department Store** (Japan's answer to Sears) stocks lacquerware, kimonos, kites, fans, dolls in traditional costumes, origami books, samurai swords, Japanese Disneyana, bonsai trees, Japanese foods, Netsuke carvings, pottery, and electronics. Artisans in the courtyard demonstrate the ancient arts of *anesaiku* (shaping brown rice candy into dragons, unicorns, and dolphins), *sumi-e* (calligraphy), and *origami* (paper folding). Kids interested in the Hello Kitty gang or anime cartoons will find plenty to ask you to buy.



Given Tokyo's notorious astronomical prices, this store may be one of the few places in WDW where you can actually score a relative bargain.

In the **Mexico Pavilion**, shops in and around the **Plaza de Los Amigos** (a Mexican *mercado* market with a tiered fountain and street lamps) display an array of leather goods, baskets, sombreros, piñatas, pottery, embroidered dresses and blouses, maracas, jewelry, serapes, paper flowers, colorful papier-mâché birds, and blown-glass objects (an artisan gives glass-blowing demonstrations).



DropBooks

Great things to buy at Epcot

Epcot's World Showcase shines in the shopping department. Although the selections here change from time to time and may not necessarily represent bargains, they are the kind of unique and unusual items you may not find anywhere else.

- ✔ If you're into **silver jewelry**, don't miss the **Mexico Pavilion**. You can find trinkets ranging from simple flowered hair clips to stone-and-silver bracelets.
- ✔ The shops in the **Norway Pavilion** have great **sweaters** and **Scandinavian trolls** that are so ugly you're likely to fall in love with them.
- ✔ In the **China Pavilion**, browse through **jade teardrop earrings**, **Disney art**, and more. Its merchandise is among the most expensive and most fetching in Epcot.
- ✔ The **Italy Pavilion's 100 percent silk scarves and ties** come in several patterns.
- ✔ Style-conscious teenagers may love a **Taquia knit cap**, something of a colorful fezlike chapeau, that's available in the **Morocco Pavilion**. You can also find **beautifully painted pottery**.
- ✔ **Wimbledon shirts, shorts, and skirts** are among the hard-to-find items available in the **United Kingdom Pavilion**, which also has an assortment of tea accessories, sweaters, and Beatles memorabilia.

The **Morocco Pavilion's** streets lead to the **souk**, a bustling marketplace where handcrafted pottery, brassware, hand-knotted Berber carpets, colorful Rabat carpets, ornate silver and camel-bone boxes, straw baskets, and prayer rugs are sold. You can also catch weaving demonstrations during the day.

The **Norway Pavilion's** shops sell hand-knitted wool hats and sweaters (including a collection by Dale of Norway), toys (there's a LEGO table where kids can play), trolls, woodcarvings, Scandinavian foods, pewterware, jewelry, and Christmas items. There's also a nice selection of fragrances, body creams, and candles.

High Street and **Tudor Lane shops** in the **United Kingdom Pavilion** display a broad sampling of British merchandise, including toy soldiers, Paddington bears, Thomas the Tank Engine wooden train sets, personalized coats of arms, Scottish clothing (cashmere and Shetland sweaters, tams, knits, and tartans), Wimbledon sportswear, fine English china, Waterford crystal, and pub items such as tankards and dartboards. A tea shop occupies a replica of Anne Hathaway's thatch-roofed, 16th-century cottage in Stratford-upon-Avon. Other stores represent the Georgian, Victorian, Queen Anne, and Tudor periods.

Disney's Hollywood Studios

The **Animation Gallery** carries collectible animation cels, books about animation, arts and crafts kits for future animators, and collector figurines. **Star Calendar's One-of-a-Kind** sells autographed photos of the stars, original movie posters, star-touched jewelry, and other memorabilia. Over at the **Darkroom/Cover Story**, you can have your photograph put on the cover of your favorite magazine. **Celebrity 5 & 10**, modeled after a 1940s Woolworth's, is filled with unique Disney-esque housewares, Disney's Hollywood Studios T-shirts, and movie posters.

Many of the park's major attractions also have shops or kiosks filled with items such as *Indiana Jones* adventure clothing, *Little Mermaid* stuffed characters, *Star Wars* light sabers, LEGO sets, and so on.

Animal Kingdom

The **Oasis's Outpost Shop** deals in T-shirts, sweatshirts, hats, toys, and other souvenir items.

Beastly Bazaar in **Safari Village** has a wide selection of items related to the Tree of Life and the show *It's Tough to be a Bug!*, along with chocolates, candies, and home décor items. **Creature Comforts** sells clothing, stuffed animals, and toys, and is mostly geared for kids. **Island Mercantile** offers theme merchandise that represents the park's lands with a plentitude of character merchandise. It also has a hair-braiding service and a pin-trading location.

Mombasa Marketplace/Ziwani Traders in Africa sells Kilimanjaro Safaris apparel and gifts, as well as realistic animal items, including beautiful wood carvings, and other authentic African gifts.

In Asia, **Serka Zong** offers stuffed Yetis, T-shirts, and everything Expedition Everest. **Mandala Gifts** carries Asian-themed items such as ornate wind chimes, colorful kites, and stuffed tigers.

Chester & Hester's Dinosaur Treasures in **DinoLand U.S.A.** has wild and wacky dinosaur souvenirs, tons of toys and trinkets (many under \$5), and T-shirts.

Disney Shopping outside the Theme Parks

Don't think that the enticement to spend money magically disappears when you step outside the theme parks. Walt Disney World also encompasses some shopping districts that house a multitude of shops — some of which carry merchandise you can't get anywhere else — that offer you the chance to blow your budget.

Disney's West Side

Disney's West Side has many unique specialty stores where you can find plenty of unusual gifts and souvenirs.

Hoypoloris is a New Age store offering artsy glass, sculptures, and other decorative doodads made from metal, stone, and wood. **Magnetron Magnetz** is, well, wow! Can there be a market for this many refrigerator magnets? **Magic Masters**, a re-creation of Harry Houdini's private library, is the place for magic tricks and illusions, and the magic experts here often entertain guests with a few tricks of their own. Smoking may be on the way to sayonara-ville, but **Sosa Family Cigars** beckons with sweet smells and a tradition reaching back to yesterday's Cuba. Over at **Starabilias**, the main events are jukeboxes, Coke machines, and other nostalgic treasures and collectibles. **Pop Gallery**, named for the colorful and original artwork that seemingly "pops" out at passersby, features limited-edition paintings, sculptures, and gifts.

Disney's West Side (☎ 407-828-3800; www.disneyworld.com) is on Buena Vista Drive. From I-4, exit on Highway 536 or Highway 535 and follow the signs. Some shop times vary, but the complex is open daily from 9:30 a.m. to 11 p.m.

Downtown Disney Marketplace

Basin has a cornucopia of fresh-made bath products, including glycerin soaps and wonderful bath bombs. **The Art of Disney** is a one-of-a-kind gallery filled with animation cels, original artwork, limited editions, lithographs, and fine art. **Arribas Brothers** has products that crystal and metal artists make before your eyes. **Summer Sands** features hip designer duds and swimwear. If you prefer a sportier look, try **Team Mickey Athletic Club**, with its sports-minded character clothing and NASCAR and ESPN merchandise. **Once Upon A Toy** shelves popular games (including Disney-themed versions of Mr. Potato Head, Clue, and Monopoly) and touts a build-your-own-light-saber station.



The **LEGO Imagination Center** is one of the best shops around, a fabulous spot for parents to relax while their young whippersnappers unwind in a free LEGO building play area beside the store. **World of Disney** comes with the (don't-hold-it-to-them) promise that if it exists, and it's Disney, it's on their shelves. Within the walls of World of Disney you'll also find two very new and very unique rooms: the **Adventure Room**, where pint-size pirates can set sail for the high seas and try their hand at Disney's latest video games; and the **Princess Room**, where little girls can play and pretend in royal fashion. The **Bibbidi Bobbidi Boutique**, a salon of sorts, is where little princesses can get the royal treatment thanks to a bit of makeover magic.

Downtown Disney Marketplace (☎ 407-828-3800; www.disneyworld.com) is on Buena Vista Drive at Hotel Plaza Boulevard. From I-4, exit on Highway 536 or Highway 535 and follow the signs. It's open daily from 9:30 a.m. to 11 p.m.


Part V

DropBooks Exploring the

Rest of Orlando

The 5th Wave

By Rich Tennant



"Since we lost the dolphins, business hasn't been quite the same.

DropBooks

In this part . . .

Mickey may be the toughest mouse around, but he doesn't own Orlando anymore. Yes, this is still the town that Disney built, but the fact is, half of the eight (soon to be nine) big-league attractions in Orlando don't belong to Disney.

This part of the book explores the rest of Orlando, including the exciting attractions at Universal Orlando, as well as what you find at SeaWorld, Discovery Cove, some of the smaller attractions, and some of the best shopping venues outside the parks. It also includes information on great day trips to two of the most popular attractions outside of the immediate Orlando area: Busch Gardens and the Kennedy Space Center.

Chapter 18

DropBooks Universal Studios Florida

In This Chapter

- ▶ Discovering helpful Universal facts
 - ▶ Seeing the best things at Universal Studios Florida
 - ▶ Eating at Universal Studios Florida
 - ▶ Shopping for souvenirs
-

With two studios in Orlando, you soon get the picture, literally and figuratively, about which studio produces what films. Both **Universal** and **Disney's Hollywood Studios** (see Chapter 14) have plenty to offer, and both spend plenty of money plugging their movies and characters. At Universal, that investment means you'll encounter *The Mummy*, *Twister*, *Terminator*, *Jaws*, *Shrek*, *E.T.*, *Barney*, *The Simpsons*, and many more. You'll find plenty of grown-up, cutting edge, hurl-'em-and-twirl-'em rides, such as **Revenge of the Mummy**, **Men in Black Alien Attack**, and **Earthquake**. Universal has recently made great strides to appeal to younger kids as well, especially with **Woody Woodpecker's KidZone** and its pint-size rides, shows, and play areas.

As a plus, Universal is a working television and movie studio, so occasionally some live filming is done at the various sound stages in the park. You can also see reel history displayed in the form of actual sets exhibited along Hollywood Boulevard and Rodeo Drive. A talented troupe of actors portraying Universal stars, such as the Blues Brothers, or a wide range of not-so-recognizable characters, often wander the park chatting with guests. And park shows, such as **Terminator 2: 3-D Battle Across Time**, **Fear Factor Live**, and **Blue Man Group** (a separately ticketed show) deliver heart-pumping excitement.

In this chapter, I give you helpful hints and basic information about visiting Universal Studios Florida and experiencing its attractions.

Finding Out Important Park Information

Before I get to the good stuff of USF, I need to get the logistical bits out of the way; believe me, you'll appreciate it when you get there.

Buying tickets and making reservations

You can choose from several ticket options and tours:

DropBooks

- ✓ **One-day ticket** costs \$71 (plus 6.5 percent sales tax) for adults, \$40 for children 3 to 9.

- ✓ A **two-day, two-park admission ticket** is \$123 for adults and \$113 for children. These passes enable you to move between Universal Studios Florida and Islands of Adventure (see Chapter 19) whenever you like. Two-day tickets also give you free access at night to select CityWalk clubs (see Chapter 25).

For a limited time, if you make your purchase online (www.universalorlando.com), Universal is offering Early Bird Exclusives — online tickets at substantial savings. For example, a two-park unlimited admission ticket, good for admission to both Universal Studios and Islands of Adventure for seven consecutive days, costs \$86 (kids and adults alike).

- ✓ **Annual Passes** (the **Premier Annual Pass**, the **Preferred Annual Pass**, and the **Power Pass**) allow entry to the park for an entire year (some blackout dates apply to the Power Pass; there are no blackout dates with the Premier or Preferred Annual Pass — but there are plenty of perks). The costs are \$280, \$190, and \$130, respectively. For more details, check out www.universalorlando.com.

- ✓ The **FlexTicket** multiday, multipark option is the most economical way to see the various “other-than-Disney” parks. You pay one price to visit any and all of the participating parks during a 14-day period. A four-park pass to Universal Studios Florida, Islands of Adventure, Wet ‘n Wild, and SeaWorld is \$195 for adults and \$161 for children 3 to 9. A five-park pass, which adds Busch Gardens in Tampa, is \$240 for adults and \$200 for kids. You can order the FlexTicket by calling ☎ **407-363-8000** or by going to www.universalorlando.com.

- ✓ Universal Studios Florida offers five-hour, guided **VIP Tours** for \$100 to \$120 per person; a two-park, seven-hour tour that also includes Islands of Adventure runs \$125 to \$150 per person. Guided tours include line-cutting privileges and preferred seating at several attractions, and they start at 10 a.m. and noon daily. For more information on the tours, call ☎ **407-363-8295**. **Note:** The price of the VIP Tour includes neither the 6.5 percent sales tax *nor admission to the park!*

Theme-park prices are not the only things that will lighten your wallet. Expect to spend up to \$3 for a soda, \$2 (and up) for a cup of coffee, about \$5 (and up) for a beer, \$2.80 for popcorn (\$4.50 in a souvenir bucket), and \$2.50 for bottled water. However, you can save 10 percent on your purchases at any gift shop or on a meal by showing your **AAA card**. This discount isn’t available at food or merchandise carts. Likewise, tobacco, candy, film, collectibles, and sundry items aren’t included in discounts.



For information about new travel packages and other theme-park information, call ☎ **877-801-9720**, 800-711-0080, 800-224-4233, or 407-363-8000; write to Guest Services at Universal Studios Florida, 1000 Universal Studios Plaza, Orlando, FL 32819-7601; or go to www.universalorlando.com. After you're at the park, just head over to Guest Services.

Universal Orlando is located about half a mile north of I-4's Kirkman Road/Highway 435 exit. You may find construction in the area, so keep an eye out for the road signs directing you to Universal Orlando.

The park is open 365 days a year. Park hours generally are from 9 a.m. to 6 or 7 p.m., though they vary seasonally and the park may close as late as 10 p.m. during the summer and on holidays. Call or check online for exact times before you go.

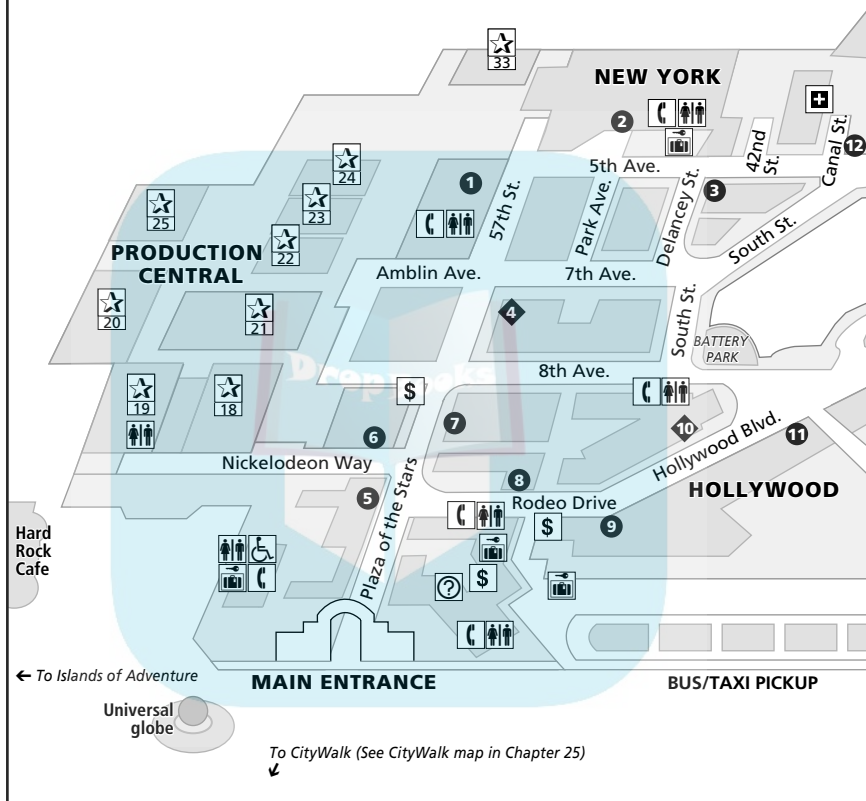
Locating special services and facilities

In case you forgot to bring essential items, or if you need special assistance while at the park, here's a list of services and facilities that may come in handy:

- ✔ **ATMs** accepting cards from banks using the Cirrus, STAR, and PLUS systems are on the outside near Guest Services and just inside Universal's entrance as well as in San Francisco/Amity near Lombard's Seafood Grille.
- ✔ You can find **baby changing tables** in all men's and women's restrooms; **nursing facilities** are at **Family Services**, just inside the main entrance and to the right. (Family Services doesn't sell any diapers or infant supplies, so be sure to bring your own.)
- ✔ **Disposable cameras and film** (and limited digital supplies) are available at the **On Location** shop in the Front Lot, just inside the main entrance. One-hour photo developing is available, but I don't recommend paying park prices. Cheaper one-hour or overnight places are all around town, including many near tourist-area hotels.
- ✔ Universal has its own version of Disney's FASTPASS, called **Universal Express Plus Pass**. Unfortunately, at Universal, the *Plus* means having to pay for your park tickets *plus* the Express Pass. Passes are available for purchase online or at the park, but be aware that they (like the freebies at Disney) run out, often by midday, sometimes earlier, during peak seasons. The pass allows access to the Express line at each and every attraction that accepts the Universal Express Pass without having to continually obtain separate passes or wait for any time limits to expire before heading to the Express line at the next attraction. The downside is that you can use it only once at each of the attractions. The price varies and can run between \$16 and \$51 per ticket depending on whether it's good for one or both Universal parks and what date the pass is valid for. Visit www.universalorlando.com for all the details.

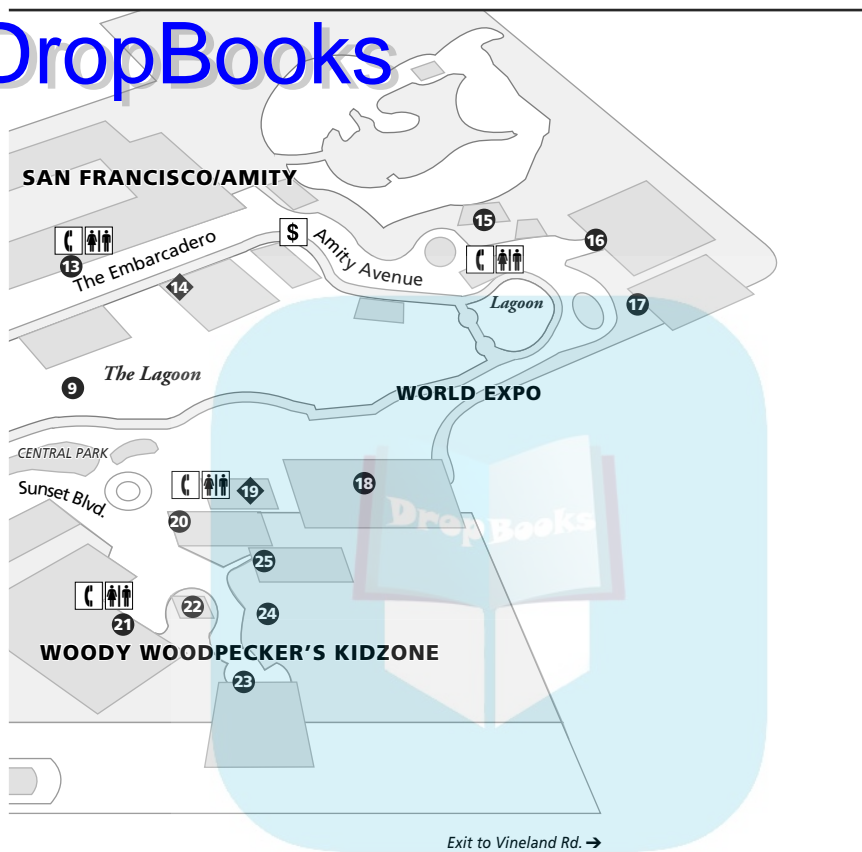
Universal Studios Florida

DropBooks



<p>PRODUCTION CENTRAL Jimmy Neutron's Nicktoon Blast 6 Shrek 4-D 7</p>	<p>SAN FRANCISCO/AMITY Beetlejuice's Graveyard Revue 12 Earthquake – The Big One 13 Fear Factor Live 16 JAWS 15</p>	<p>WOODY WOODPECKER'S KIDZONE Animal Actors on Location! 20 Curious George Goes to Town 24 A Day in the Park with Barney 25 E.T. Adventure 21 Fievel's Playland 22 Woody Woodpecker's Nuthouse Coaster 23</p>
<p>NEW YORK The Blues Brothers 3 Revenge of the Mummy 2 TWISTER...Ride It Out 1</p>	<p>WORLD EXPO Men in Black: Alien Attack 17 The Simpsons 18</p>	
<p>THE FRONT LOT Universal Studios Store 5</p>		

DropBooks



HOLLYWOOD

- Lucy, a Tribute **8**
- Mel's Drive-In **10**
- Terminator 2: 3-D Battle
Across Time **9**
- Universal Horror
Make-Up Show **11**

DINING ◆

- Classic Monster's Cafe **4**
- International Food
and Film Festival **19**
- Lombard's Seafood Grille **14**

- Film & TV
Production Stage
- Banking
- First Aid
- Lockers
- Restrooms
- Telephones
- Guest Services
- Wheelchair &
Stroller Rental



DropBooks

- ✔ Universal offers a separate line-beating option as a perk for guests staying at its resorts. Guests of the **Portofino Bay Hotel**, **Hard Rock Hotel**, and **Royal Pacific Resort** (see Chapter 9) only have to show their room keys to get unlimited Express-line access to the rides and front-of-the-line access to most of the restaurants.
- ✔ You can find **First Aid Stations** between New York and San Francisco, next to Louie's Italian Restaurant, and just inside the main entrance next to Guest Services.
- ✔ Rent **lockers** for \$8 to \$10 a day. Be sure to read the instructions carefully when using the newer electronic lockers — otherwise you'll spend valuable time tracking down a park attendant to help retrieve your gear instead of riding the rides.
- ✔ Report **lost children** to any staff member and then go to Guest Services near the main entrance or Security (behind Louie's Italian Restaurant, between New York and San Francisco). *Make sure children younger than 7 wear name tags inside their clothing* for easy identification in case they get lost.
- ✔ When **parking** in multilevel garages, write down your location, (character, level, row, and space number) so that you can find your car later. Parking costs \$11 for cars and trucks. Valet parking is available for \$18. After 6 p.m., parking is free. Universal's garages are connected to its parks by walkways and a series of moving side-walks, but reaching the gates can take a while.
- ✔ The park provides **car assistance**, including battery jumps. If you need assistance with your car, raise the hood and tell any parking attendant your location. Use the call boxes located throughout the parking garage to call for security.
- ✔ **Pet care** for your small animals is available at the Studio Kennel in the parking garages for \$10 a day (no overnight stays), but you'll have to feed and walk your animals yourself. Ask the parking attendant where you pay for parking to direct you to the kennel. (Note that the kennels may be a bit small for larger pets.)
- ✔ Rent **strollers** on Amity Avenue in San Francisco and at Guest Services, just inside the entrance to the right. The cost is \$11 for a single and \$17 for a double.
- ✔ You can rent regular **wheelchairs** for \$12 per day in the Rotunda area of the parking garage and at Guest Services just inside the main gate. Electric wheelchairs are \$40 per day. Both require a \$50 deposit and a signed contract.
- ✔ **Package delivery** is available for purchases made at park stores (though not at the kiosks and carts). You can have your purchases sent to It's A Wrap near the entrance to be picked up on your way out. If you're a guest at one of the three Universal hotels you can have your purchase delivered to your room (though delivery will be the following day, so don't try this if it's your last day).

DropBooks

If you find you have arrived home without that essential USF T-shirt or all-important blaster gun, you can call ☎ **407-224-5800** and the **Universal Mail Order Department** will help. Just let them know what the item is and where it's located, and they can arrange to have it shipped to your home (for a fee, of course).

Exploring the Top Attractions

Universal matches Disney stride for stride, and in some cases is a half-step ahead, when it comes to cutting-edge rides. Real and virtual thrills, terrific special effects, mammoth screens, and 3-D action are all part of its successful mix.

The rides and shows at Universal are located in six distinctive sets: **Hollywood, New York, Production Central, San Francisco/Amity, Woody Woodpecker's KidZone, and World Expo.** The Front Lot serves as the park's main entrance. Universal is much better than Disney at keeping you occupied while you're standing in line. Elaborate surroundings and entertaining preshows, some just as amusing or interesting as the main event, make the wait more bearable. Most lines are under cover from the sun, with the occasional water spritzer or drinking fountain nearby. Although these extras may not initially seem like a big deal, it makes your time in line far more tolerable.

The "Universal Studios Florida" map, found on page 266, will help you visualize the layout of the park.

Hollywood

Hollywood is to the right of the Front Lot, and its main streets include Rodeo Drive, Hollywood Boulevard, and Sunset Boulevard, all lined with ornate buildings in soft hues, much like you would have found in Hollywood's heyday so many years ago. Here's a list of the best that Hollywood has to offer:

- ✓ **Lucy—A Tribute:** This show is a remembrance of America's queen of comedy, Lucille Ball. If you love Lucy, it's a must, with a really neat interactive trivia game and filled with memorabilia. If you're pressed for time or have smaller kids along, it's skippable.
- ✓ **Terminator 2: 3D Battle Across Time:** This attraction is billed as "the quintessential sight and sound experience for the 21st century!" and the park has little need to be modest about its claim. The movie's director, Jim Cameron, supervised this \$60-million production, which combines 3-D film, live action, and sensory effects into a seamless winner. After a slower start (the preshow sets up a pre-*Terminator* story line), it builds to one of the best action shows in town. Live actors and six giant cyborgs interact with the Governor himself, who appears on three huge screens. The crisp 3-D effects



DropBooks

are among the best in Orlando. (When liquid mercury falls from the screen, cold water really hits your legs.)

“All the action was so cool, and the motorcycle and special effects were amazing. I thought for sure the hand that came out into the audience was going to grab me,” says 14-year-old Ryan. The show, however, is rated **PG-13**, Universal’s way of saying violence and loud noises may make it unsuitable for preteens. Younger children may find the crashing and flying 3-D effects (in conjunction with a few of the sensory effects) too intense.

- ✔ **Universal Horror Make-Up Show:** This show, loaded with corny humor, gives you a behind-the-scenes look at the wizardry behind Hollywood’s monster makeup. It also takes an up-close look at some cinematic makeup masterpieces, including the transformation scenes from such movies as *The Fly* and *The Exorcist*. It’s rated **PG-13**, mostly due to the scary on-screen characters.



Keep your eyes and ears open as you make your way along Hollywood Boulevard — you may be in for a treat. Lucy and Ricky liven things up while singing and dancing through the studio streets and entertaining the crowds as their seven-piece band plays traditional Cuban rhythms.

New York

New York is near the back of the park and includes rides and shows set among mock-ups of 42nd and 57th streets, Park Avenue, and Delancey Street. The premier attractions in this section are the following:

- ✔ **The Blues Brothers:** This foot-stomping revue takes to Delancey Street five times a day. Clap along as Jake and Elwood, the “bad boys of the blues,” belt out a medley of their greatest hits.
- ✔ **Revenge of the Mummy the Ride:** Billed as a “psychological thrill ride,” this indoor roller coaster relies on a combination of speed, pyrotechnics, and a cast of creepy creatures (animatronic, of course) to induce the screams often heard as you make your way along the dimly lit queue. Once aboard, riders are hurtled through elaborate Egyptian sets, passageways, and tombs moving both forward and backward — at times in complete darkness. This five-minute adventure may seem like a lifetime to some as it truly preys on your deepest and darkest phobias with overhead flames, pitch-dark blackness, insects, and skeletal warriors that hop aboard your car, combining to create the most frightening experience in the park. If you have severe phobias or if you have medical conditions, pay close attention to the posted warnings, and don’t even think about getting on board. Coaster crazies that meet the *48-inch height requirement*, however, will likely make this one tops on their list — mine sure did!



Austin (age 12) couldn’t stop talking about it (or riding it): “It was so cool and so creepy. . . . You never knew what was going to happen next — first you went one way, then another, and then the



DropBooks

skeleton jumped right down on us from out of nowhere. . . . And the ride was soooooo smooth — it was unbelievable!”

➤ **TWISTER. . . Ride It Out:** This windy incarnation of **Earthquake—The Big One** (see “San Francisco,” later in this chapter) packs quite a wallop. Based on the hit film, the curtain rises on the movie town of Wakita, where Universal engineers have created a five-story funnel cloud by injecting 2 million cubic feet of air per minute. (That’s enough to fill four full-size blimps.) The sensory elements are pretty incredible. Power lines spark and fall, an oak tree splits, and the storm rumbles at rock-concert level as cars, trucks, and a cow fly about while the audience watches from only 20 feet away. In the finale, the floor begins to buckle at your feet. The only downside is that you tend to get way too much water whipped at your face (it is tornado, after all).



“You don’t really ride anything as much as walk through it, but it was pretty intense,” 10-year-old Nicolas offered. It’s similar to the **Backdraft** attraction at **Universal Studios Hollywood**, though that California attraction is (sacrilege!) a bit better than this one. **TWISTER** doesn’t have a minimum height, but it carries the park’s **PG-13** rating, so it may be too intense for younger children.

Production Central

Production Central is directly behind and to the left of the Front Lot. Its main thoroughfares are Nickelodeon Way, Plaza of the Stars, and 7th and 8th avenues. Here are some of the area’s highlights:

➤ **Jimmy Neutron’s Nicktoon Blast:** This ride is based on the movie *Jimmy Neutron: Boy Genius*. You climb aboard a Mark IV rocket, and motion-simulator technology and sophisticated computer graphics send you on a spinning, careening adventure that includes a battle against Yokians — evil, egg-shaped aliens. The attraction also features characters from several popular cartoons, including *Rugrats* and *Fairly OddParents*. If you feel any twinge of motion sickness, simply look at any stationary object in the large theater.



“It was cool, just like being part of the TV show. The Chicken Dance was pretty funny, too,” said Nicolas (age 10). His younger sister, Hailey (age 8), and younger brother, Davis (age 6), were equally impressed with this very kid-friendly ride. That said, kids do *need to be at least 40 inches tall to ride*. There is a small area near the front for those who want to skip the moving spaceships.



➤ **Shrek 4-D:** This 4-D fractured fairytale is based on the hit movie *Shrek*. You can see, hear, feel, and smell this 15-minute show, thanks to 3-D film, motion simulators, OgreVision glasses, and other special effects, including water spritzers. The attraction picks up where the movie leaves off —you join Shrek and Princess Fiona on their honeymoon (which, predictably, gets interrupted by the evil Lord Farquaad). Fractured or not, you know this one will have a happy ending, and it’s similar in style to Disney’s **It’s Tough to be a**

DropBooks



Bug! (see Chapter 15) and **“Honey, I Shrunk the Kids”** (see Chapter 14). But, as with all Universal rides, it’s a bit edgier all around. The preshow is one of the funniest in the park and is as good as the show itself. The line can stretch for miles (made worse with the release of *Shrek the Third*), but thankfully you can use Express passes; if you didn’t shell out the extra cash, at least you’ll wait under cover from the sun.

“Awesome! Except the spiders freaked me out,” 12-year-old Austin giggled. Kids not into sensory effects may get freaked out as well. This ride can also be rather bumpy, but the front row has stationary seats for those who need them.

San Francisco

San Francisco faces the waterfront, and its attractions line the Embarcadero and Amity Avenue.

- ✓ **Beetlejuice’s Graveyard Revue:** Dracula, Wolfman, the Phantom of the Opera, Frankenstein and his bride, and Beetlejuice show up to scare you silly. This funky rock musical has pyrotechnic special effects and MTV-style choreography. It’s most popular with young teens but loud and lively enough to aggravate some older adults and scare small children. It carries Universal’s **PG-13** rating.
- ✓ **Earthquake—The Big One:** Sparks fly shortly after you board a Bay Area Rapid Transit (better known as BART) train ostensibly running from San Francisco (the real one) to Oakland. The whopper — 8.3 on the Richter scale! — hits as you pull into Embarcadero Station, and you’re left trapped as vast slabs of concrete collapse around you, a propane truck bursts into flames, a runaway train comes hurtling at you, and the station floods (65,000 gallons of water cascade down the steps). Prior to the ride, you find out how *Earthquake*, the Oscar-winning movie, was made and take a look at a \$2.4-million set model. You then shuffle off to a soundstage where adult volunteers help re-create the big one.

Quiet on the set!

The comedy, music, and multimedia theatrics of **Blue Man Group** have a new home. This dynamic group of wild and, at times, wacky performers is now wowing audiences at Universal Studios in a newly refurbished 1,000-seat AQUOS Theatre (previously Nickelodeon Studios), accessible from both Universal Studios and CityWalk. Park admission is not required for this separately ticketed show (which features two daily performances). Tickets (show only) run \$45 to \$69 for adults, and \$39 to \$59 for children ages 3 to 9. Combination tickets (including theme-park admission and a single show — at a discounted price) are also available (\$108–\$140 adults, \$98–\$140 children ages 3–9). Pricing varies with showtimes and the type of park ticket chosen (options currently include either a one-day, two-park pass or an Unlimited Admission ticket).

DropBooks



- ✓ **Fear Factor Live:** Based on the NBC reality-TV show, this relatively new show takes center stage. Contestants (who are actual Universal Studios guests age 18 and older and who meet certain height, weight, and health restrictions) face some of their greatest fears in front of thousands of people. They'll go head to head with other competitors, each trying to outdo the other in order to be proclaimed the winner. The wild stunts, similar to what you've seen on the television show, test both their physical and emotional limits — not to mention their stomachs. Leave it to Universal to be the first to transform a blockbuster reality-TV show into one of the hottest attractions around. Note that although this show is officially part of San Francisco, it's actually located directly to the left of Men in Black Alien Attack near the World Expo area of the park.

Austin (age 12), a fan of the TV show, looked over and whispered "I'm soooooo glad I didn't volunteer. . . . Bet they didn't expect they would have to drink that stuff [referring to a lumpy, gray, slimy "beverage"] when *they* did!"

- ✓ **JAWS:** As your boat heads into a 7-acre, 5-million-gallon lagoon, an ominous dorsal fin appears on the horizon (and the blockbuster film's famous score starts to run through your brain). What follows is a series of attacks by a 3-ton, 32-foot-long, mechanical great white shark that tries to sink its urethane teeth into your hide — or at least into your boat's hide. A 30-foot wall of flame caused by burning fuel surrounds your ride, and you'll truly feel the heat at this \$45-million attraction.



The effects of this ride are definitely more startling after dark; during the day, it's too easy to see the shark coming. Though the attraction doesn't have any height limitations, you may want to think twice before bringing along the 5-and-younger crowd.

Woody Woodpecker's KidZone

Woody Woodpecker's KidZone contains rides and attractions sure to please the littlest members of your party. If you're traveling with young children, plan to spend plenty of time here. Highlights include the following:

- ✓ **A Day in the Park with Barney:** This musical is Universal's sadistic answer to Disney's "**it's a small world,**" one of those attractions that eats the brains and ignites the nerves of anyone but 2- to 6-year-olds and their loving parents. Set in a parklike theater-in-the-round, this 25-minute musical stars the Purple One, Baby Bop, and B.J. It uses song, dance, and interactive play to deliver an environmental message. This show can be the highlight of your youngster's day. The playground next door has chimes to ring, treehouses to explore, and more.
- ✓ **E.T. Adventure:** You soar with E.T., who is on a mission to save his ailing planet, through the forest and into space aboard a star-bound bicycle. You also meet some new characters that Steven Spielberg

DropBooks

created for the ride, including Botanicus, Tickli Moot Moot, Horn Flowers, and Tympani Trembles. It's a family-friendly charmer. A cool, wooded forest serves to create one of the most pleasant waits for any ride in central Florida, although you have to endure two lines before you actually make it onto the ride.

- ✓ **Woody Woodpecker's Nuthouse Coaster:** This ride is the top attraction in the KidZone, an 8-acre concession Universal Studios made after being criticized for having too little for young visitors. Sure, it's a kiddie coaster, but the Nuthouse Coaster will thrill some moms and dads, too. Although it's only 30 feet at its peak, this ride offers quick, banked turns while you sit in a miniature steam train. It's very much like the **Barnstormer at Goofy's Wiseacre Farm** in the **Magic Kingdom** (see Chapter 12).

The ride lasts only 55 seconds, and you can wait as long as 40 minutes in line, but your children probably won't let you skip it if they see it. It has a *36-inch height minimum, and kids have to be 48 inches or taller to ride without an adult.*



There's even more to do in Woody Woodpecker's KidZone. **Fievel's Playland** is a wet, Western-themed playground with a house to climb and a small water slide. **Curious George Goes to Town** has water- and ball-shooting cannons, plus a huge water tower that empties (after an alarm), drenching anyone who doesn't run for cover. And kids of all ages will laugh at the on-stage (and on-screen) antics of **Animal Actors on Location!**

World Expo

The smallest zone in Universal Studios Florida packs a bunch of punch. World Expo is on Exposition Boulevard, between San Francisco/Amity and KidZone. The top attractions here are the following:

- ✓ **Men in Black Alien Attack:** You and your mates have to blast the bug eyes, or the end of the world may be at hand. You buzz the streets of New York in six-passenger cruisers, using your "zapper" to splatter up to 120 bug-eyed targets. You have to contend with return fire and distractions (noise, clouds of liquid nitrogen, and such), any of which can send you spinning out of control. Your laser-tag-style gun fires infrared bullets. Earn a bonus by hitting Frank the Pug (to the right, just past the alien shipwreck). The four-minute ride relies on 360-degree spins and some scary-looking insects rather than speed for its thrill factor. Near the end, you're swallowed by a giant roach (it's 30 ft. tall with 8-ft. fangs and 20-ft. claws) that explodes — dousing you with bug guts (actually warm water) — as you blast your way to safety and into the pest-control hall of fame. After you survive unscathed (well, maybe a trifle wet), Will Smith rates you anywhere from a galaxy defender to bug bait. (There are 38 possible scores.)



DropBooks

The Simpsons are coming

As in 2007, Back to the Future The Ride became part of Universal Studios past. Even though this wild ride through time was one of the park's best, it was removed to make way for a more updated attraction based on the ever-popular (and longest-running) TV sitcom, *The Simpsons*. At press time, however, the ride was yet unnamed.

The attraction (similar in nature to Back to the Future The Ride) has sit-com sensations Bart, Homer, Marge, Maggie, and Lisa Simpson taking off on a wildly amusing adventure — and you're right smack in the middle of it. According to Universal, riders will be rocketed off through Springfield (though a side that's never before been seen) as they explore and experience a fantasy amusement park filled with dark rides, live shows, and other assorted attractions — all dreamed up by Krusty the Clown. Promising to be a hysterical high-speed adventure, it's likely that this, like Back to the Future The Ride, will have more warnings than a centipede has legs.

This is, of course, not the first time that Universal has replaced a popular attraction claiming that its relevance has long since passed (but remind me again, what years did *Earthquake*, *E.T.*, and even *The Terminator* come out?) rather than expand its offerings (there seems to be plenty of room — Production Central has gotten pretty sparse, as has the World Expo). What once made this movie studio theme park so inviting (other than its amazing streetscapes) was its wide range of offerings — spanning from the early days of movie making to present day. I must, however, still be a bit put off by the mysterious disappearance of classics such as Alfred Hitchcock, the Psycho House that once stood off in the distance, the Star Trek Studio (okay, that one was pretty hokey, but it was still fun), the Wild West Show, Kongfrontation, and now Back to the Future The Ride).



TIP

Men in Black often has a *much* shorter line for single riders. If you're not alone but you're willing to be split up, get in this line and you'll usually be able to hop right on a vehicle that has fewer than six passengers.



KID RATING

"I loved blasting those gigantic bugs, and the spinning made it even more fun." Twelve-year-old Austin clearly didn't end up as bug bait. Even 8-year-old Hailey thought blasting her way through this one was tons of fun. This \$70-million ride-through video game has a 42-inch height minimum.

- Universal 360—A Cinesphere Spectacular:** Universal has lagged behind Disney in the evening entertainment department — that is, until this show debuted in 2006. Spread across the park's central lagoon, lasers project colorful scenes from some of Universal's biggest blockbuster movies onto two tremendous four-story-high spheres (hence, the term *cinesphere* in the show's title). Flashing lights, pyrotechnic effects, and an original musical score blasting from 300 outdoor speakers all add to the experience. Word has it that versions of the sound-and-light spectacular may be "projected" during Halloween Horror Nights, as well as throughout the winter holidays even though it's really a summertime show.

Grabbing a Bite to Eat

Universal Studios Florida has more than a dozen places to eat, with offerings that range from lobster to corn dogs. Quality-wise, things inside the park are on the same level as those found in the Disney parks (see Chapters 11–15), meaning that they're generally overpriced for the quality you receive. Here are my favorites by category:

- ✓ **Best Sit-Down Meal: Lombard's Seafood Grille**, across from Earthquake–The Big One, has a hearty fried-shrimp basket, as well as a selection of seafood, pasta, salads, and sandwiches (\$10–\$16).
- ✓ **Best Counter Service: Universal Studios' Classic Monsters Cafe** serves up salads, pizza, pasta, and rotisserie chicken with a side of classic and creepy creatures (\$7–\$9). It's off 7th Avenue near Shrek 4-D.
- ✓ **Best Place for Hungry Families:** Similar to a mall food court, the **International Food and Film Festival** offers a variety of food in one location. Options range from stir-fry to chicken parmesan. This is a place where a family can split up and still eat under one roof. The food is far from gourmet, but it's a cut above regular fast food (\$7–\$10). It's located behind Animal Actors on Location!
- ✓ **Best Places for Snacks:** Grab a malt (\$4) and enjoy the classic atmosphere of **Mel's Drive-In**, located across from the Universal Horror Make-Up Show. **The San Francisco Pastry Co.**, located across from Earthquake–The Big One, has a glass case full of sweet treats, including a large and decadent chocolate brownie. **Boardwalk Snacks** in San Francisco, and **Schwab's Pharmacy**, about halfway along Hollywood Boulevard, both offer plenty of ice cream treats to cool you off on a hot day.

See Chapter 10 for the best places to eat at **Universal's CityWalk**.

Shopping at Universal Studios Florida

If Disney can do it, Universal can, too. Most major attractions at Universal have a theme store attached. Just as at Disney, the prices are high, when you consider you're just buying a T-shirt or trinket.

More than 25 other shops in the park sell souvenirs ranging from *I Love Lucy* collectibles to *Men in Black* souvenirs. Be warned, however, that, unlike WDW, these shops are even more specific to individual attractions — if you see something you like, buy it. You probably won't see it in another store even throughout the park itself. Here's a sampling of the more unusual gifts available at some of the Universal stores:

DropBooks

- ✓ **E.T.'s Toy Closet and Photo Spot:** This is the place for plush, stuffed animals, including a replica of the alien namesake.
- ✓ **MIB Gear:** Clothes, T-shirts, and everything else the well-dressed alien should own — oh, and the cool shades that are the staple of the *Men in Black* uniform.
- ✓ **Quint's Surf Shack:** This is the place to go if you plan on hanging ten in the future. It's got all the latest in beach apparel.
- ✓ **Sahara Traders:** A wide range of Egyptian-themed items and *Revenge of the Mummy* souvenirs near — you guessed it — *Revenge of the Mummy the Ride*.
- ✓ **Silver Screen Collectibles:** Fans of *I Love Lucy* will adore the small variety of collector dolls. There's also a Betty Boop line. And how can you pass up a Bates Motel shower curtain?
- ✓ **Universal Studios Store:** This store, near the entrance, sells just about everything when it comes to Universal apparel. It's also the spot to pick up your packages if you've had them delivered from another store.

Index of Top Attractions by Area

Hollywood

Lucy—A Tribute
 Terminator 2: 3D Battle Across Time
 Universal Horror Make-Up Show

New York

The Blues Brothers
 Revenge of the Mummy the Ride
 TWISTER . . . Ride It Out

Production Central

Jimmy Neutron's Nicktoon Blast
 Shrek 4-D

San Francisco/Amity

Beetlejuice's Graveyard Revue
 Earthquake—The Big One
 Fear Factor Live
 JAWS

Woody Woodpecker's KidZone

A Day in the Park with Barney
 Curious George Goes to Town
 E.T. Adventure
 Fievel's Playland
 Woody Woodpecker's Nuthouse
 Coaster

World Expo

The Simpsons (yet unnamed)
 Men in Black Alien Attack
 Universal 360—A Cinesphere
 Spectacular

Chapter 19

Drop Islands of Adventure

In This Chapter

- ▶ Getting the lowdown on Islands of Adventure
- ▶ Exploring the islands
- ▶ Tasting the native cuisine
- ▶ Taking home souvenirs

Universal's second theme park opened in 1999 with a vibrantly colored, cleverly themed collection of edgy, fast, and fun rides. Heart-pounding roller coasters thunder above (and, in one case, dive below) its pedestrian walkways, water rides careen through the center of the park, and uniquely themed restaurants are camouflaged to match their surroundings, adding to your overall immersion in the various "islands" in this adventure.

From the wobbly angles and day-glo colors of Seuss Landing to the lush foliage and distant rumblings of gigantic beasts in Jurassic Park, Universal does an incredible job of differentiating between the various islands. As if you've been transported through a portal, each island completely envelops you in its theme, and within only steps, you have no idea that any of the other islands exist. Navigation is far easier than at its sister park (Universal Studios Florida) where the studio's sets often blend together, making it difficult to tell when you've left New York and entered San Francisco, and side streets are overlooked. At Islands of Adventure (IOA), almost the entire park, save the Port of Entry, surrounds the central sea. Between each island, a simple walkway creates a bridge from one island to the next.

This billion-dollar park is divided into six islands; beginning with the **Port of Entry**, you find a marketplace filled with shops, bazaars, and eateries all occupying a street designed to recall ancient, far-off lands and exotic ports of call. The remaining islands include: **Seuss Landing**, where you feel as if you've jumped into the pages of the good doctor's whimsical classic tales; **The Lost Continent**, which combines mythical and mystical enchantments; **Jurassic Park**, where you enter through a massive stone gateway, are surrounded by towering dense foliage, and can hear the rumblings of gigantic prehistoric beasts off in the distance; **Toon Lagoon**, which takes you on an amusing, lighthearted stroll through the classic Sunday comic strips of the past; and **Marvel Super Hero**

Island, where super heroes and their arch nemeses jump off the pages of comic books to entertain and impress with their super powers. Each of the islands is covered in further detail throughout this chapter.

DropBooks



Islands of Adventure boasts an incredible collection of thrill rides and coasters, with a more modest selection of play areas and somewhat tamer rides for younger adventurers. It's unquestionably the best park in town for tweens, teens, and adrenaline junkies. The trade-off is that the park features only a few shows and stage productions.

Knowing Essential Park Information

Before you embark on your journey through the park's rides and attractions, here are some mundane matters that you may need to know.

Buying tickets and making reservations

You can choose from several ticket options and tours:

- ✓ A **one-day ticket** costs \$71 (plus 6.5 percent sales tax) for adults, \$60 for children 3 to 9.
- ✓ A **two-day/two-park pass** is \$123 for adults, \$113 for kids ages 3 to 9, with kids younger than 3 admitted free. These passes enable you to move between Islands of Adventure and Universal Studios Florida (see Chapter 18) throughout the day, so you can go back and forth whenever you like. Multiday passes also give you free access at night to select CityWalk clubs (see Chapter 25).

For a limited time, if you make your purchase online (www.universalorlando.com), Universal is offering Early Bird Exclusives — online tickets at substantial savings. For example, a two-park unlimited admission ticket, good for admission to both Universal Studios and Islands of Adventure for seven consecutive days, costs \$86 (kids and adults alike).

- ✓ **Annual Passes** (the **Premier Annual Pass**, **Preferred Annual Pass**, and the **Power Pass**) allow entry to the park for an entire year (some blackout dates apply to the Power Pass; there are no blackout dates — just plenty of perks with the Premier or Preferred Annual Pass). The costs are \$280, \$190, and \$130, respectively. For more details, check out www.universalorlando.com.
- ✓ The **FlexTicket** multiday, multipark option is the most economical way to see the various “other-than-Disney” parks. You pay one price to visit any and all of the participating parks during a 14-day period. A four-park pass to Islands of Adventure, Universal Studios Florida, Wet 'n Wild, and SeaWorld is \$195 for adults and \$161 for children 3 to 9. A five-park pass, which adds Busch Gardens in Tampa, is \$240 for adults and \$200 for kids. You can order the FlexTicket by calling ☎ **407-363-8000** or online by going to www.universalorlando.com.



DropBooks

- ✓ Islands of Adventure offers five-hour, guided **VIP Tours** for \$100 to \$120 per person for just Islands of Adventure, \$125 to \$150 per person for a two-park, seven-hour tour that also includes Universal Studios Florida. Guided tours include line-cutting privileges and preferred seating at several attractions, and they start at 10 a.m. and noon daily. For more information on the VIP Tour, call ☎ **407-363-8295**. Note that the price of the VIP Tour includes neither the 6.5 percent sales tax *nor admission to the park!*



Theme-park prices aren't the only things gnawing a hole in your wallet. Expect to spend upwards of \$3 for a soda, \$2 for a cup of coffee, \$5 for a beer, \$2.60 for popcorn, and \$2.50 for bottled water. However, you can save 10 percent on your purchases at any gift shop or on a meal by showing your **American Automobile Association (AAA) card**. This discount isn't available at food or merchandise carts. Likewise, tobacco, candy, film, collectibles, and sundry items aren't included in discounts.

For information about new travel packages and theme-park information, call ☎ **800-711-0080** or 800-224-4233; write to Guest Services at Universal Studios Florida, 1000 Universal Studios Plaza, Orlando, FL 32819-7601; or visit its Web site, www.universalorlando.com. After you're at the park, just head over to Guest Services.

Universal Orlando's Islands of Adventure is about half a mile north of I-4's Kirkman Road/Highway 435 exit. You may find construction in the area, so watch for the road signs directing you to Universal Orlando.

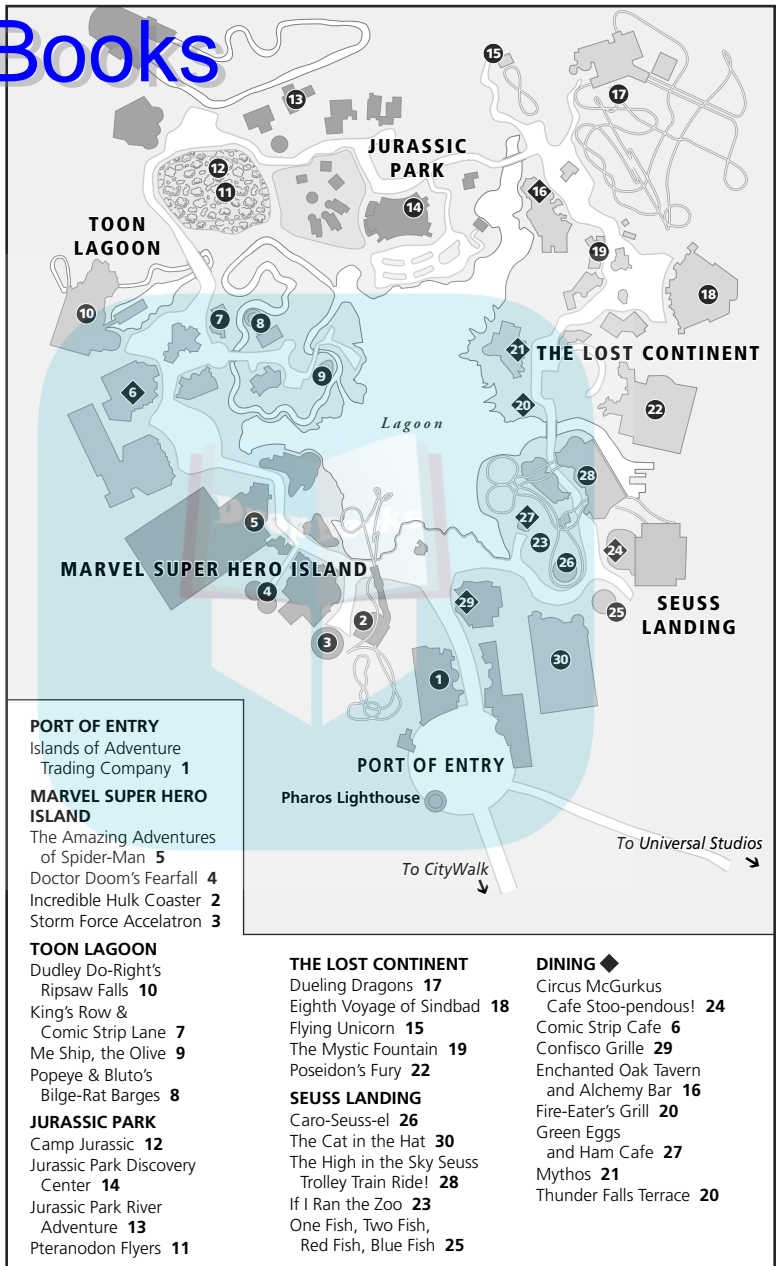
Islands of Adventure is open 365 days a year, generally from at least 9 a.m. to 6 or 7 p.m. Closing hours vary seasonally with peak season and holiday hours extend later into the evening; special activities inside the park often extend the hours as well. For example, during Halloween Horror Nights (which is celebrated at both Universal parks), the park closes around 5 p.m., reopens at around 7 p.m. (with a new admission fee), and remains open until at least midnight.

Locating special services and facilities

If you forgot to bring essential items, or if you need special assistance while at the park, this list of services and facilities may come in handy:

- ✓ **ATMs:** Machines accepting cards from banks using the Cirrus, STAR, and PLUS systems are outside and to the right of the park's entrance and in the Lost Continent near Mythos Restaurant, as well as near the bridge to Jurassic Park. In Marvel Super Hero Island, you'll find one near the Amazing Adventures of Spider-Man.
- ✓ **Baby changing and nursing facilities:** Diaper changing stations are located in all the restrooms. You can find nursing facilities at the **Family Services** located in the Guest Services building at the Port of Entry, but they don't sell any infant or toddler supplies such as diapers, formula, or pacifiers, so make sure you come prepared with enough provisions.

DropBooks



DropBooks

- ✓ **Cameras and film:** Buy film and disposable cameras at **De Foto's Expedition Photography**, inside the main entrance to the right. Digital supplies are rather limited.
- ✓ **Universal Express Plus:** To take advantage of Universal's version of Disney's FASTPASS, you have to pay for your park tickets *plus* the Express Pass. The passes are available for purchase online or at the park, but they (like the freebies at Disney) run out, often by midday, sometimes earlier, during peak seasons. The pass allows access to the Express line at each and every attraction that accepts the Express Pass without having to continually obtain separate passes or wait for any time limits to expire before heading to the Express line at the next attraction. The downside is that it can only be used once at each of the attractions. The price varies and can run between \$16 and \$51 per ticket depending on whether it's good for one or both of the Universal parks and what date the pass is valid for. Visit www.universalorlando.com for details.



Universal offers a separate line-beating option to visitors staying at any of the three Universal hotels. Guests of the **Portofino Bay Hotel**, **Hard Rock Hotel**, and **Royal Pacific Resort** just have to show their room keys for Express-line access to the rides and front-of-the-line access to most of the restaurants.

- ✓ **First aid:** You can find **First Aid Stations** just inside and to the right of the main entrance in the Port of Entry as well as in the Lost Continent, across from Oasis Coolers.
- ✓ **Lockers:** Rent lockers for \$8 to \$10 a day. Lockers are a smart place to keep valuables that you may lose on the wilder rides, and Islands of Adventure even provides lockers near the entrances to the **Incredible Hulk Coaster**, **Dueling Dragons**, and **Jurassic Park River Adventure**; the first 45 minutes are free and every hour thereafter is \$2 (with a \$14 maximum). Be sure to read the instructions carefully when using the newer electronic lockers — otherwise, you'll spend valuable time tracking down a park attendant to help retrieve your gear instead of riding the rides.
- ✓ **Lost children:** If you lose a child, grab the nearest staff member, and he'll direct you to the "found children" area, usually the **Guest Services** or **Security** area. *Make sure children younger than 7 wear name tags inside their clothing* for easy identification.
- ✓ **Parking:** If you park in the multilevel garages, be sure to write down the level, character, row, and space number so that you can find your car. Parking costs \$11 for cars and trucks. Valet parking is available for \$18. If you arrive after 6 p.m., parking is free. Universal's garages are connected to its parks by walkways and a series of moving sidewalks; reaching the gates can take a while.
- ✓ **Car assistance:** If you need assistance with your car, raise the hood and tell any parking attendant your location, or use the call boxes located throughout the garage to call for security. The park provides battery jumps for free.

DropBooks

- ✔ **Pet care:** You can leave your small animals at the **Studio Kennel** in the parking garages for \$10 a day (no overnight stays), but you'll have to feed and walk them throughout the day. Ask the parking attendant to direct you to the kennel. (Note that the kennels may be a bit small for larger pets.)
- ✔ **Strollers:** Look to the left as you enter through the park turnstiles. Rentals cost \$11 for a single, \$17 for a double, tax included.
- ✔ **Wheelchairs:** You can rent wheelchairs for \$12 per day in the parking garage concourse. Electric wheelchairs are \$40 per day. Both require a \$50 deposit and a signed rental agreement. Prices include taxes.

Practical Advice for Island Adventurers

If you want to get the most out of your adventure, keep the following tips in mind when you're exploring the Islands of Adventure:



- ✔ **Of the 14 major rides at Islands of Adventure, 13 of them have minimum-height restrictions between 40 and 54 inches.** You can find a child-swap service at all major attractions, enabling you or your partner to ride while the other watches over your tykes, but sitting in a waiting room isn't much fun for them. Take your child's height into consideration before visiting the park, or consider splitting up for part of the day. Islands actually has a few fun play areas that will keep younger kids entertained while older kids and parents ride some of the wilder rides.



In recent years Universal added three notable attractions to its lineup to answer criticism that Islands of Adventure had too little for young guests. **The High in The Sky Trolley Train Ride!** is a slow-moving car ride that takes riders clanking and clinking past Seussian scenery along tracks set high above ground. **The Flying Unicorn** is a small roller coaster that travels through a mythical forest. (It's comparable to the **Barnstormer at Goofy's Wiseacre Farm** in Disney's **Magic Kingdom** [see Chapter 12] and **Woody Woodpecker's Nuthouse Coaster** at **Universal Studios Florida** [see Chapter 18], though it still has plenty of zip.) **Storm Force Accelerator** is a spinning attraction in which guests help the X-Men's Storm harness the weather to fight her archenemy, Magneto. It's a bit wilder and edgier in its theme than the **Mad Tea Party at Magic Kingdom** (Chapter 12), but the idea's the same.



- ✔ **See the preceding note about short visitors and add the warning that height isn't the only limiting factor.** If you're pregnant, prone to dizziness or motion sickness, or have heart, back, or other health problems, this may not be the best choice of parks for you. Consider heading to a tamer park, like the **Magic Kingdom** (see Chapter 12), **Disney's Animal Kingdom** (see Chapter 15), **Epcot** (see Chapter 13),

DropBooks

Disney's Hollywood Studios (see Chapter 14), **SeaWorld** (see Chapter 20), or even **Universal Studios Florida** (see Chapter 18).

- ✓ **If you hauled your stroller on your vacation, bring it to the park.** The walk from your car is a long one, through the parking garage and the entertainment district's **CityWalk**, before you get to the attractions. Carrying a young child and all of her accompanying paraphernalia, even on moving sidewalks, can make the long trek seem even longer.
- ✓ **Beat the heat.** Several rides have lengthy pathways outside that offer little cover from the sizzling Florida sun. Bring some bottled water with you for the long waits (a bottle that costs \$2.50 here is less than \$1 in the outside world) or take a sip from fountains placed in the waiting areas. Alcohol is more readily available at this park than at Disney, so remember that liquor, roller coasters, and sweltering heat can make for a *very* messy mix.

Exploring the Top Attractions at Islands of Adventure

Islands of Adventure features more than 20 rides and attractions, as well as a number of uniquely themed restaurants and shops, all surrounding its central sea. (It's similar in layout to the **World Showcase** at **Epcot** [see Chapter 13].)

See the "Islands of Adventure" map on page 281 to locate all the attractions in the sections that follow.

Port of Entry

Beyond the gigantic, crumbling-stone archway, you'll find the Port's numerous souvenir shops, bazaars, and eateries lining the exotic streetscape. Save this area for last (unless you're in need of nourishment to start you on your way), spending only a few minutes now to take in your surroundings, because the architecture and attention to detail are striking.

I suggest you begin your adventure just beyond the second stone archway by heading to either **Seuss Landing** (to the right) or **Marvel Super Hero Island** (to the left). Your direction will likely be determined by the age of your children, or whether you're willing to start out by riding one of the most intense and thrilling rides in the entire park.

Seuss Landing

Within these 10 fanciful acres, you step onto the pages of Dr. Seuss's classic tales, complete with Seussian signature color swirls, whimsical architecture, and a cast of classic characters. The main attractions in

Seuss Landing are aimed at the younger set, although anyone who loved the good doctor as a child will enjoy some nostalgic fun.

DropBooks



- ✓ **Caro-Seuss-el:** This not-so-ordinary carousel replaces the tradition of a wooden horse with seven whimsical Seussian characters (a total of 54 mounts), including Cowfish, the elephant birds from *Horton Hatches the Egg*, and Mulligatawnies. They move up and down and in and out. Pull the reins to make their eyes blink or heads bob.

This ride has a rocking-chariot platform and a wheelchair loading system that makes it a fun attraction for guests with disabilities.

- ✓ **The Cat in the Hat Ride:** All aboard the couch! In this case, the couches are six-passenger futons that steer you through 18 silly scenes, retelling the tale of a day gone terribly south. Seuss fans will recognize the giant, candy-striped hat looming over the entrance, as well as the chaotic journey itself. The ride's highlight is a revolving 24-foot tunnel that alters your perceptions and leaves you feeling a bit woozy. While a bit herky-jerky at times, that's all part of the fun. The audio is somewhat muffled, making it difficult to hear the story as it's broadcast throughout the ride.



“Are you kidding? It's not fast at all, and *The Cat in the Hat* — it's a little-kids' story,” was 12-year-old Austin's verdict. Eight-year-old Hailey and 6-year old Davis, however, thought otherwise. The Cat in the Hat Ride is one of the signature “young” experiences of Islands of Adventure, and because of this, you — as well as your older children — may find it a bit tame. Small children may be slightly unsettled by the pop-up characters, although most kids ages 4 to 7 will find it a winner.

- ✓ **The High in The Sky Seuss Trolley Train Ride!:** After seven years of not klonking or bonking, jerking or berking, the mini-monorail hanging high over Seuss Landing is once again taking guests of all ages on a whimsical journey through several classic Seussian stories and way up high in the sky over Seuss Landing.
- ✓ **If I Ran the Zoo:** At this small interactive play area, kids can dodge flying water snakes and tickle the toes of a Seussian creature. The area is filled with 19 play stations that include slides, wheels to spin, caves to explore, and other things geared to burning off some of the excited energy of tinier tots. Just plan on them getting wet — that's half the fun!
- ✓ **One Fish, Two Fish, Red Fish, Blue Fish:** You move “up, up, up” and “down, down, down” on this attraction, where you ride in a funky flying fish whose controls enable you to ascend or descend 15 feet as you spin around on an arm attached to a hub (much like the **Magic Kingdom's Magic Carpets of Aladdin** [see Chapter 12]). Watch out for squirt posts, which spray unsuspecting riders who don't follow along with the ride's little rhyme (and sometimes even the ones who *do* follow it).

Marvel Super Hero Island

Thrill-ride junkies love the twisting, turning, stomach-churning rides on this island. The streets are filled with giant-size murals of Marvel Super Heroes, making it feel as if you've stepped onto the pages of a gigantic comic book. The larger-than-life scenery was created using a special effect that mimics Marvel's style. The hard-rockin' music here is loud — definitely a reflection of the island's overall personality.

DropBooks



- The Amazing Adventures of Spider-Man:** This primo ride combines moving vehicles, 3-D action, and an array of special effects themed around the original web master. The script: While you're on a ho-hum tour of the *Daily Bugle* newspaper — *yikes!* — the boys in black hats (Doc Oc, Hobgoblin, and the rest of the Sinister Syndicate) filch the Statue of Liberty. You have to help Spidey get it back. Unlike the many roller coasters and stationary motion simulators in Orlando, this ride offers a unique experience. Passengers squeal as real and computer-generated objects fly toward their 12-person cars, which plunge and spin through a comic-book universe. A simulated 400-foot drop feels an awful lot like the real thing.



Expectant mothers or those with heart, neck, or back problems shouldn't ride the Amazing Adventures of Spider-Man. For those who can, know that lines here can get ridiculously long. If you hold a Universal Express Plus pass, you'll save yourself from a long wait; otherwise, if you don't mind splitting up your party, use the faster single-rider line when it's available.



"This was the coolest ride ever!" exclaimed Austin (age 12). Ryan (age 14) echoed that sentiment, adding, "You gotta do this one a couple times at least!" Nicolas (age 10) and Hailey (age 8) agreed wholeheartedly. Dark scenes, the motion of the car, the in-your-face 3-D effects, and the simulated motion make this ride unsuitable for extremely young kids and even some preteens (though Hailey, age 8, had a blast, riding it a second time later that day). Most of the rest of you will probably want to give it another spin — a number of Universal employees rate it the best in the park. Keep in mind that you can close your eyes if a scene is too intense, as the motion of the car, without the combined effects, isn't overwhelming by itself. There's a *40-inch height minimum*.

- Doctor Doom's Fearfall:** Look! Up in the sky! It's a bird, it's a plane . . . uh, it's you falling 200 feet if you're courageous enough to climb aboard. This towering metal skeleton provides screams that you can hear far into the day and night. The plot: You're touring a lab when — are you sensing a theme here? — something goes horribly wrong as supervillain Doctor Doom tries to drain you of fear in order to power his latest evil scheme. You're fired to the top of the ride (pulling 4 Gs in the process), with feet dangling, and then you're dropped in intervals, leaving your stomach at several levels.



DropBooks

If you're an expectant mother or you experience heart, neck, or back problems, you shouldn't ride Doctor Doom's Fearfall. Make sure all items are secured well — or better yet, give them to someone not riding for safekeeping. Plenty of riders have ended up watching their sunglasses fly off into the wild blue yonder upon lift off. *Minimum height is 52 inches.* Though it's actually less nightmarish than **Twilight Zone Tower of Terror** (see Chapter 14), I recommend kids be a minimum of 10 years of age before even attempting this one.



After Austin (age 12) regrouped and got his legs back he said, "Well . . . it's pretty good . . . but not at all as cool and creepy as the Tower of Terror at Disney." He also noted that he didn't like sitting in an outside seat.



- **The Incredible Hulk Coaster:** Bruce Banner is working in his lab when — yes, again — something goes wrong. This coaster rockets from a dark tunnel into the sunlight, while accelerating from 0 to 40 mph in 2 seconds. Universal's scriptwriters insist that it has the same thrust as an F-16. Although it's only two-thirds the speed of **Disney's Hollywood Studios' Rock 'n' Roller Coaster Starring Aerosmith**, this ride is in broad daylight, and you can see the asphalt! After you're launched, you spin upside down 128 feet from the ground, feel weightless, and careen through the center of the park over the heads of other visitors. If you're a coaster lover, you'll be pleased to know that this ride, which lasts 2 minutes and 15 seconds, includes seven rollovers and two deep drops. As a nice touch, the 32-passenger metal coaster glows green at night. The ride is surprisingly smooth, making it much more comfortable than coasters that are far less intense.

Expectant mothers or those with heart, neck, or back problems shouldn't ride. I've seen people ignore the warnings, only to turn the same shade as the coaster. This is also another one where you should heed warnings to store all loose items in a locker before you get on . . . or finding your car at the end of the day may become a moot point when your car keys go flying.



Mixed reviews for this "monster" of a coaster from my reviewers. "No way. Uh-uh, you go upside down — you won't even get me on it," were 14-year-old Ryan's final words on the subject.



Nicolas (age 10) and Austin (age 12), both coaster crazies, agreed that it was "the most amazing roller coaster ever — you think you're going to hit the pavement, but then you don't — it's fast and really smooth." This is another ride that I think is best for riders 10 to 12 years and older. *Riders must be at least 54 inches tall* to climb aboard. Another coaster crazy — this one an adult — who rides them all (and I mean *all*) thought it was one of the best he'd ever ridden thanks to the extremely smooth ride.

- **Storm Force Accelatron:** This ride is a 22nd-century version of the **Magic Kingdom's Mad Tea Party** and its spinning teacups. While

DropBooks



aboard, you and the X-Men's superheroine, Storm, try to defeat the evil Magneto. To do that, you need to spin faster and faster to give the mistress of weather a little boost in the energy department. In addition to some upset stomachs, your motion creates a thunderstorm of sound and light, which gives Storm the power she needs to blast Magneto. Some young kids (5 and under) may find the characters, lights, and sounds a bit too intense. Davis (now 6), however, gave it a "thumbs up" when he was only 4.

This ride is closed during some off-peak periods.

Toon Lagoon

More than 150 life-size sculpted cartoon images — characters range from Betty Boop and Flash Gordon to Bullwinkle and Cathy — let you know you've entered an island dedicated to your favorites from the Sunday funnies.

- ✓ **Dudley Do-Right's Ripsaw Falls:** The heroic Dudley stars on this adrenaline-pumping, splashy flume ride that drops 75 feet at 50 mph. Your mission is to save the fair Nell from Snidely Whiplash. The boats take you around a 400,000-gallon lagoon and plunges you 15 feet below the water's surface, but this is mainly hype — the water is contained on either side of you. That said, you *will* get very wet anyway. Though it beats out **Splash Mountain** (see Chapter 12) in the adrenaline department, the latter offers better effects and a nicer atmosphere.



Expectant mothers or people with heart, neck, or back problems shouldn't ride this attraction. It has a *44-inch height minimum*. Tall folks should note that the boats on this ride offer legroom on par with that in an airline's coach section.

- ✓ **Me Ship, The Olive:** This three-story boat offers dozens of interactive activities. Kids can toot whistles, clang bells, or play the organ. **Sweet Pea's Playpen** is a favorite of younger guests. Kids 6 and older love **Cargo Crane**, where they can use water cannons to drench riders on **Popeye & Bluto's Bilge-Rat Barges** (see the following bullet).



- ✓ **Popeye & Bluto's Bilge-Rat Barges:** Here's another water special — a churning, turning, twisting, listing raft ride with the same kind of vehicle as **Kali River Rapids** at **Disney's Animal Kingdom** (see Chapter 15), but this one's a bit faster and bouncier (though not nearly as scenic). You'll get wet from mechanical devices and from the water cannons fired by guests at **Me Ship, The Olive** (see the preceding bullet). The 12-passenger rafts bump and dip along a course lined with villains, including Bluto and Sea Hag.



"That water is freezing, but it really feels good when it's hot, and I loved bouncing up and down on the waves." Nic's right; the water is *c-c-cold*, which is a blessing on hot summer days but less so in

January, and trust me — you can get completely soaked. *Riders must be at least 42 inches tall.*

➤ **King's Row & Comic Strip Lane:** Here you'll find Beetle Bailey, Lucky, and plenty of other classic comic characters out and about.

Jurassic Park

All the basics from Steven Spielberg's wildly successful films (you'll hear the score from the movies pretty much everywhere you go), and some of the high-tech wizardry, are incorporated into this lushly landscaped locale, which includes a replica of the visitor's center from the movie and one of the best themed attractions in the park.

- **Camp Jurassic:** This amazingly entertaining prehistoric play area, designed along the same lines as the **Boneyard** in **Disney's Animal Kingdom** (see Chapter 15), has everything from lava pits with dinosaur bones to amber mines to a tropical rain forest where the bushes occasionally rustle and you can hear dinosaurs off in the distance. Watch out for the spitters that often lurk in the dark caves. The multilevel area offers plenty of places for kids to climb, crawl, explore, and wear down their batteries (eventually).

Nicolas (10), Hailey (8), and Davis (6) all had to be dragged out under protest (even after more than an hour of exploration while waiting for their cousin to fly through the sky on the nearby **Pteranodon Flyers**).

Although there's only one way in and out of this attraction, keep a close eye on young children because it's easy to get lost inside the caverns.

- **Jurassic Park Discovery Center:** Inside this air-conditioned spot, you can relax for a moment while you and your kids discover something new. The center has life-size dinosaur replicas, including a massive skeleton; a handful of interactive games, including a sequencer that lets you combine your DNA with a dinosaur's; and the **Beasaur** exhibit, where you can see and hear as the dinosaurs did. You can also play the game show **You Bet Jurassic** (bet you wouldn't see an attraction name like this at Disney), watch a tiny Velociraptor "hatch" in the lab, and turn your voice into a dinosaur screech.

Austin (12), Nicolas (10), and Hailey (8) all give this one high marks, but because there are a limited number of interactive stations, this attraction can consume a lot of time on busy days.

- **Jurassic Park River Adventure:** Your adventure cruise begins slowly but soon throws you into a world of jungle plants and stormy skies, where you literally come face-to-face with five-story "breathing" inhabitants of Jurassic Park. At one point, a Tyrannosaurus rex decides you look like a tasty morsel; at another, spitters launch venom your way. To escape, you take a breathtaking 85-foot



DropBooks



plunge in a flume that's steep and quick enough to lift your fanny from the seat. (When Spielberg rode it, he made them stop the ride and let him out before the plunge.) Oh, yeah — you'll get soaked. If you can only stomach the thought of getting on one flume ride at a time, make it this one — both the atmosphere and comfort level far exceed that of **Dudley Do-Right's Ripsaw Falls**.

"That was amazing — the dinosaurs looked real and the waterfall at the end was wild!" Austin (age 12) could have gone back for more, though people with height issues may not be as happy.

Ryan (age 14) said, "The drop at the end was definitely too long and way, way too steep." *Riders must be at least 42 inches tall.*

- ✓ **Pteranodon Flyers:** The line for this one is simply ridiculous! For an 80-second ride, neat as it may be, you'll often wait up to an hour, sometimes more. This high-flying ride swings from side to side and, unlike traditional gondolas in sky rides, on Pteranodon Flyers, your feet dangle free from a two-seat skeletal flyer with little more than a restraining belt between you and the ground. Now that I've scared you, this is a kiddie ride — *single passengers must be between 36 and 56 inches*; adults can ride *only* when accompanying someone that size. For what it's worth, I wouldn't put my young squirmers on it even if the wait wasn't so long.

The Lost Continent

Universal has created a foreboding mood in this section of the park, the entrance of which is marked by menacing stone griffins and fire-lit torches. This uniquely themed area combines various mythical and mystical elements, including Ancient Greek gods, crumbling ruins, medieval magicians, and a magical forest.



- ✓ **Dueling Dragons:** This ride has a scream factor of 11 on a 10-point scale. True coaster crazies love this intertwined set of leg-dangling racers that climb to 125 feet, invert five times, and, on three occasions, come within only 12 inches of each other as the two dragons battle it out; you prove your bravery by tagging along. The **Fire Dragon** can reach speeds of up to 60 mph, while the **Ice Dragon** makes it to only 55 mph. It, of course, comes with the usual health warnings. You shouldn't ride this ride if you're an expectant mother or if you have heart, neck, or back problems. (Why aren't you surprised?)



For the best ride, try to get one of the two outside seats in each row. Also, pay attention because the lines for both coasters split near the loading dock so that daredevils can claim the very first row, which many hard-core thrill junkies claim offers the city's ultimate adrenaline rush. And, yes, that line is even longer!



"That was so scary — but so, so cool." Austin (age 12) barely took time to give his review as he headed back for another battle. After riding it several times, he added, "The best seat is the front seat on

DropBooks

Ice.” The other coaster crazy (an adult) found this one a bit too sharp and abrupt, though still worthy of a thumbs-up rating. *Riders must be at least 54 inches tall.*

The Big One Voyage of Sindbad: The mythical sailor Sindbad is the star of a stunt demonstration with 6 water explosions and 50 pyrotechnic effects, including a 10-foot circle of flames. It doesn’t, however, come close to the quality of the **Indiana Jones Epic Stunt Spectacular!** at **Disney’s Hollywood Studios** (see Chapter 14), and some of the characters are far scarier for young kids.

- ✔ **The Flying Unicorn:** This small roller coaster is similar to **Woody Woodpecker’s Nuthouse Coaster** at **Universal Studios Florida** (see Chapter 18) and **The Barnstormer at Goofy’s Wiseacre Farm in Magic Kingdom** (see Chapter 12). That means a fast, corkscrew run sure to earn squeals, but probably not at the risk of someone losing his lunch. The ride travels through a mythical forest next to **Dueling Dragons**. Younger kids love it, but *riders must be at least 36 inches tall*. I’d have them watch for a few minutes before they commit to getting on.
- ✔ **The Mystic Fountain:** This interactive, smart fountain delights younger guests. It can see, hear, and spit water, leading to plenty of kibitzing with those who stand before the stone fountain, suitably named Rocky. (A staff member viewing the action through cameras is at the helm, which makes for a personable experience.) It’s a real treat for 3- to 8-year-olds.
- ✔ **Poseidon’s Fury:** Clearly, Poseidon’s Fury is the park’s best show, but that may be a backhanded compliment because it’s one of the park’s *only* shows. It exposes you to fire and water in the same manner that **Earthquake—The Big One** does at **Universal Studios Florida**. You pass through a 42-foot vortex — where 17,500 gallons of water swirl around you, barrel-style — and then get a front-row seat at a battle royale, where Zeus and Poseidon hurl 25-foot fireballs at each other. However, some of the special effects are not up to the usual Universal standards. If the line is short, I recommend that you check it out, but if the lines are long, as is often the case, it’s not worth waiting for.



Children younger than 7 may find the flaming fireballs, explosive sounds, and rushing water a little too intense. Also, if you wear eye-glasses, take them off before you walk through the water vortex or they’ll fog up completely and you won’t see much of anything.

Dining at Islands of Adventure

After riding rides and visiting attractions, you’re probably hungry. You can get a quick bite to eat at a number of stands in the park, as well as a handful of full-service restaurants — any and all of which are well above the standards at most other theme-park eateries. The park’s creators

have taken some extra care to tie in restaurant offerings with the theme of the island they're in. For example, the **Green Eggs and Ham Cafe** in Seuss Landing may be one of the few places on Earth where you're willing to eat tinted *huevos*. (They're sold in the form of an egg-and-ham sandwich for about \$7.)

DropBooks

- ✓ **Best Sit-Down Restaurant:** At **Mythos Restaurant** in the **Lost Continent**, diners are transported to a mythical underwater world. This upscale restaurant offers selections ranging from wood-fired oven pizzas, burgers, and simple bowls of greens, to elaborate entrees of fish, seafood, and steaks. You can dine here without a park ticket, but there's a time limit and you need to leave a credit card number at the gate. If you're running late, the restaurant can call the gate to let them know so that you won't be charged. This restaurant is best suited for adults, although older kids may be okay. Entrees range from \$11 to \$16. Open daily from 11:30 a.m. to 3:30 p.m. and again from 5 p.m. until park closing.
- ✓ **Best Atmosphere for Adults:** In the **Lost Continent**, the **Enchanted Oak Tavern** and the **Alchemy Bar** look like a mammoth tree from the outside; the interior is brightened by a blue skylight with a celestial theme. The tables and chairs are thick planks, and the servers are clad like wenches. Try the chicken/rib combo with waffle fries for \$14. You can also choose from 45 brands of beer.
- ✓ **Best Atmosphere for Kids:** The fun never stops under the big top at **Circus McGurkus Cafe Stoo-pendous** in **Seuss Landing**, where animated trapeze artists swing from the ceiling. Kids' meals, including a souvenir cup, are \$6 to \$8. The adult menu features fried chicken, chicken sandwiches, cheeseburgers, spaghetti, and pizza. Try the fried chicken platter for \$8.50 or the spaghetti for \$7.70.
- ✓ **Best Diversity:** **Comic Strip Cafe**, in **Toon Lagoon**, is a four-in-one, counter-service-style eatery offering burgers, pizza, pasta, chicken, fish, and even Chinese (\$7–\$9).

You can also find several restaurants (see Chapter 10) and clubs (see Chapter 25) just a short walk from Islands of Adventure at the **CityWalk** entertainment complex. If you get your hand stamped, you can leave the park and return after eating.

Shopping at Islands of Adventure

The park's 20-something shops have plenty of theme merchandise. You may want to check out **Cats, Hats & Things** and **All the Books You Can Read** for special Seussian material. **Jurassic Outfitters** offers an array of stuffed and plastic dinos, plus safari-style clothing. If you're a superhero fan, check out the **Marvel Alterniverse Store**.

Remember that you may find theme- or character-specific merchandise in only one store. Here's a sample of some of the more unusual wares:

DropBooks

- ✔ **Betty Boop Store:** You name it; this store in Toon Lagoon has her famous mug on it.
- ✔ **Spider-Man Shop:** This shop specializes in its namesake's paraphernalia, including red Spidey caps covered with black webs and denim jackets with logos.
- ✔ **Toon Extra:** Where else can you buy a miniature stuffed Mr. Peanut beanbag chair, an Olive Oyl and Popeye frame, or a stuffed Beetle Bailey?
- ✔ **Historic Families — Heraldry:** Here's your chance to get your own coat of arms made in a shop that looks just like King Arthur's armory. It's a must for the knight wannabe.

Index of Attractions by Area

Jurassic Park

Camp Jurassic
 Jurassic Park Discovery Center
 Jurassic Park River Adventure
 Pteranodon Flyers

The Lost Continent

Dueling Dragons
 The Eighth Voyage of Sindbad
 The Flying Unicorn
 The Mystic Fountain
 Poseidon's Fury

Marvel Super Hero Island

The Amazing Adventures of Spider-Man
 Doctor Doom's Fearfall
 The Incredible Hulk Coaster
 Storm Force Accelatron

Seuss Landing

Caro-Seuss-el
 The Cat in the Hat Ride
 The High in The Sky Seuss Trolley Train Ride!
 If I Ran the Zoo
 One Fish, Two Fish, Red Fish, Blue Fish

Toon Lagoon

Dudley Do-Right's Ripsaw Falls
 Me Ship, The Olive
 Popeye & Bluto's Bilge-Rat Barges

Chapter 20

DropBooks SeaWorld and Discovery Cove

In This Chapter

- ▶ Understanding the basics
- ▶ Checking out attractions at SeaWorld
- ▶ Exploring Discovery Cove
- ▶ Deciding where to eat and shop

Although I've always included SeaWorld on my must-see list of parks, not everyone gives it the chance it deserves. This modern, marine-adventure park focuses more on discovery than on thrill rides, but it offers its share of excitement with **Journey to Atlantis**, a steep flume-like ride, and the thundering **Kraken**, a floorless roller coaster. SeaWorld's more than 200 acres of educational fun features stars such as Shamu and his expanding family of performing killer whales, polar bears Klondike and Snow, and a supporting cast of seals, sea lions, manatees, penguins, dolphins, walruses, and more. You can also feed some nonperforming critters and feel the crushed-velvet texture of a gentle ray in various pools throughout the park — something Disney and Universal just don't offer.

SeaWorld's sister park, Discovery Cove, opened in summer 2000. It lets guests swim with a dolphin in an adventure that, at \$259 to \$279 per person (plus 6.5 percent sales tax) ages 6 and up, goes off the price chart; you can also just swim with the fishes for a lower, though still stiff, ticket price of \$159 to \$179. The payoff is that you only have to share the park with 999 other people, not the tens of thousands you find at the other parks. A day here offers a tranquil and relaxing experience where you can sit in the sand or swim with the sea life — a refreshing way to spend the day in Orlando.



Aquatica, SeaWorld's newest sibling, is slated to debut in 2008. The all-new eco-themed water park promises to take guests on an undersea adventure like no other — and one that only SeaWorld could create. An inviting and whimsical South Seas atmosphere, thanks to an abundance of rich greenery and vivid flowers, will mix with uniquely thrilling water

rides (some of which will have you splashing and sliding through under-sea habitats filled with dolphins and colorful fish), lush lagoons, and white sandy beaches adding yet another dimension to the immersive underwater experiences available at SeaWorld's oceanic adventure parks.

In this chapter, I tell you all you need to know to make the most out of SeaWorld and Discovery Cove.

Gathering Important SeaWorld Information

Before I start wading through the park's attractions and shows, here are some helpful, though possibly mundane, matters that you may find helpful to know.

Buying tickets and making reservations

You have a couple different options when buying your tickets at SeaWorld. A one-day ticket costs \$65 for adults, \$54 for kids 3 to 9 (plus 6.5 percent sales tax). Buy your tickets online to avoid long lines and save 10 percent off the regular admission price. SeaWorld often offers online specials, sometimes including a second day free, other times combining tickets with partnering parks (including Busch Gardens Tampa Bay).



If you're planning to see a number of non-Disney parks during your stay, consider the **FlexTicket**. This pass enables you to pay one price to visit any of the participating parks during a 14-day period. A four-park pass to Universal Studios Florida, Islands of Adventure, Wet 'n Wild, and SeaWorld is \$195 for adults and \$161 for children 3 to 9. A five-park pass, which adds Busch Gardens in Tampa, is \$240 for adults and \$200 for kids. You can order the FlexTicket through SeaWorld by calling ☎ 407-351-3600 or heading to www.seaworld.com.

SeaWorld's Adventure Express Tour (\$95 for adults, \$80 for kids 3–9, plus park admission fees) is a six-hour guided excursion that includes front-of-the-line access to Kraken, Journey to Atlantis, and Wild Arctic; reserved seating at two animal shows; lunch; and a chance to touch or feed penguins, dolphins, stingrays, and sea lions. It's the only way to dodge park lines. SeaWorld doesn't have an equivalent to FASTPASS or Universal Express, although its lines aren't nearly as long as the ones at Disney and Universal parks. Advanced reservations are recommended and can be made by calling ☎ 800-406-2244.

Additionally, you have three one-hour tour options: **Polar Expedition Tour** (touch a penguin), **Predators Tour** (touch a shark), and **Saving a Species** (see manatees and sea turtles). Each tour costs \$18 for adults and \$12 for kids 3 to 9 (plus park admission fees) and you have to sign up for them at the Information Center just inside the park's entrance. Call ☎ 800-406-2244 or 407-351-3600 for information.

To gather park information before you leave home, write to SeaWorld Guest Services at 7007 SeaWorld Dr., Orlando, FL 32801; call ☎ 407-351-3600; or visit www.seaworld.com. Once inside the park, head for the Information Center, which is on your left as you enter the park.

If you're arriving on I-4, just look for the signs pointing the way to the SeaWorld exit. You also can reach it on International Drive. (It's located on the southern third of I-Drive.)

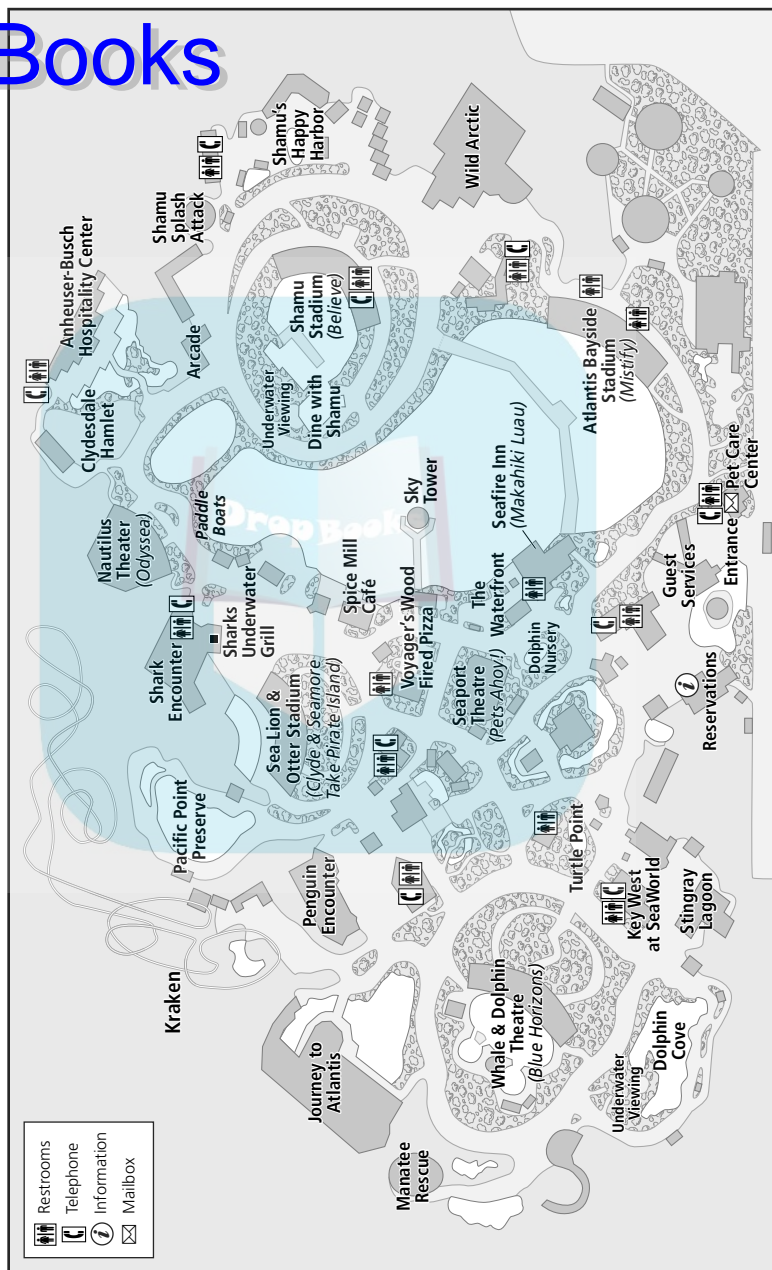
The park usually is open from 9 a.m. to 6 p.m., 365 days a year, and later during summer and holidays.

Locating special services and facilities

In case you forgot to bring essential items, or if you need special assistance while at the park, here's a list of services and facilities that may come in handy:

- ✓ **ATMs:** You can find an ATM that accepts cards from banks using the Cirrus, STAR, and PLUS systems at the front of the park, near Atlantis Bayside Stadium, and across from the Sea Lion & Otter Stadium near the Friends of the Wild gift shop.
- ✓ **Baby changing and nursing stations:** Changing tables are in or near most women's restrooms and at the men's restroom at the front entrance near Shamu's Emporium. You can buy diapers in machines located near all changing areas and at Shamu's Emporium. Likewise, a special area for nursing mothers is located near the women's restroom at Friends of the Wild gift shop, near the center of the park, near the restrooms in Shamu's Happy Harbor, and near the first aid center behind Stingray Lagoon.
- ✓ **Cameras and film:** You can purchase film and disposable cameras at stores throughout SeaWorld, although digital supplies are limited.
- ✓ **First aid center:** Registered nurses staff centers behind Stingray Lagoon and near Shamu's Happy Harbor.
- ✓ **Lockers:** You can rent them for \$1 per entry for small lockers, \$1.50 per entry for larger ones, just inside the park entrance.
- ✓ **Lost children:** Lost kids are taken to the Information Center, where a park-wide paging system helps reunite them with their families. *Children younger than 7 should wear name tags inside their clothing.*
- ✓ **Parking:** Parking costs \$10 for cars, pickups, and vans, preferred spaces cost extra (\$15). The parking lots aren't huge, so most people can walk to the park, but trams also run most times. Remember to note the location of your car, too. SeaWorld characters, such as Wally Walrus, mark sections, but forgetting where you parked is still easy after a long day in the park.

DropBooks



DropBooks

- ✓ **Pet care:** Board your pet for the day at the kennel between the parking lot and main gate. The cost is \$6 a day (no overnight stays). Proof of vaccination is required.
- ✓ **Strollers:** Rent dolphin-shaped strollers at the Information Center near the entrance. They cost \$10 for a single, \$17 for a double.
- ✓ **Wheelchairs:** Regular wheelchairs are available at the Information Center for \$10; electric chairs are \$35. No deposits are required.



SeaWorld and **Busch Gardens** in Tampa (see Chapter 23), both owned by Anheuser-Busch, have a shuttle service that provides \$10 round-trip tickets to get you from Orlando to Tampa and back. The 1½- to 2-hour one-way shuttle runs daily and has five pickup locations in Orlando, including one at Universal and one on I-Drive (☎ 800-221-1339). The schedule allows for about a seven-hour stay at Busch Gardens. The service is free if you have a five-park FlexTicket.

Exploring the Top Attractions at SeaWorld

SeaWorld explores the mysteries of the deep in a theme-park format that combines wildlife-conservation awareness and education with simple laid-back fun. Up-close encounters with a montage of marine life are the major draws here, but you can also find plenty of amusing shows, and a handful of thrill rides added to the mix.

To get a good look at the park's layout, check out the "SeaWorld" map on page 297.

Believe



Believe, an all-new killer-whale show (replacing the Shamu Adventure though still taking place at the Shamu Stadium), made its debut in 2006. Spectacular ballet-like choreography, a new three-story-high set design (featuring a gigantic whale tail, fountains, and video screens), and an exciting musical score combine to create an impressive and splashy new show. And don't worry: Shamu remains in the starring role.

Adjoining the exhibit is an underwater viewing area that lets you get a close-up view of the killer whales — you may even get to see a mother with her big baby.



Summers bring extended hours — and extended hours bring nighttime entertainment. Among the lineup: **Shamu Rocks**, an all-new nighttime killer whale show set to a rock 'n' roll remix of the hottest hits on the airwaves from the likes of Jennifer Lopez, Savage Garden, Lifehouse, and Shakira; **Mistify** is a spectacular combination of fireworks and fountains on the lagoon (and if you're dining at the Spice Mill you can enjoy dinner and a show); and even **Blue Horizons** (thanks to theatrical lighting) and **Clyde and Seamore** (in Clyde and Seamore Present Sea Lions Tonight)

spiff up their shows after nightfall. Alas, SeaWorld stages these shows only seasonally.

DropBooks



Blue Horizons
Blue Horizons, one of SeaWorld's most spectacular shows to date, made its debut in 2005, replacing Key West Dolphin Fest. This unique show combines the grace and power of SeaWorld's most famous inhabitants, the dolphins and false killer whales, with the pageantry of a Broadway production. The show transports you into the dreams of an imaginative young girl, whose wish is to fly like the birds and swim like the dolphins. Bringing the story to life, aerialists twirl high in the air, while dolphins, whales, and bungee jumpers perform acrobatics in the water. Adding to the drama are brightly colored birds, which fly over the audience. The entire show is set to an original score performed by the Seattle Symphony Orchestra. This is by far the most unique show that SeaWorld has created and one that certainly shouldn't be missed.

Clyde and Seamore Take Pirate Island

A lovable and amusing sea-lion-and-otter duet, with a supporting cast of walruses and harbor seals, stars in this fish-breathed comedy that comes with swashbuckling stunts. The show, staged inside the aptly named Sea Lion & Otter Stadium, is corny, but don't hold that against the animal actors who are predictably adorable. The performance is a welcome change from the high-tech rides and shows at the other theme parks. Be sure to arrive early enough to catch the mime as he pokes fun at the guests who arrive a bit late, much to the amusement of the audience.

Clydesdale Hamlet

Twice a day except Fridays, eight of the tremendous Clydesdale horses are hitched to the big red wagon for a parade through the park, beginning and ending at their stables, where visitors also can watch the parade tack going on and off. Daily petting sessions are scheduled, and they're a great time to get a snapshot of you with one of the horses. In late winter and spring, you may get to see a mare and foal that aren't part of the Clydesdale team.

Journey to Atlantis

Taking a cue from Disney's Imagineers, SeaWorld created a part-flume, part-coaster ride that carries the customary surgeon general's warning about heart problems, neck or back ailments, pregnancy, dizziness, and claustrophobia. The story line involves a fisherman, Hermes (the Greek god), and wicked Sirens in a fierce battle between good and evil, but what really matters is the drop — a wild, 60-foot plunge, with a bunch of luge-like twists and turns and a shorter drop thrown in for good measure. There's no hidden lesson here, just a splashy thrill when you least expect it. Oh, and you will get *totally* soaked.

Key West at SeaWorld

Although not quite the way Hemingway saw Key West, this 5-acre, tree- and flower-lined, Caribbean-style village has food, street vendors, and entertainment. It features three animal habitats: **Stingray Lagoon**, where you get a hands-on encounter with harmless southern diamond and cownose rays, an absolute favorite for younger kids; **Dolphin Cove**, a habitat for bottlenose dolphins where you can sometimes feed or pet them as they pass by; and **Turtle Point**, home to endangered and threatened species. Shortly after this area opened, the dolphins often teased visitors by swimming just out of arm's reach. But they soon discovered the advantages to human interaction — namely smelt.



Speaking of smelt, it's real easy to be melted by the dolphins' begging, and you can quickly burn \$20 buying trays of their favorite snack to feed to your newfound aquatic friends. I once spent half a park admission feeding them before coming to my senses, so set a limit to your spending (and feeding) ahead of time.

Kraken



Launched in summer 2000, this coaster is SeaWorld's deepest foray into the world of thrill-ride battles. Kraken is named for a massive, mythological, underwater beast that Poseidon kept caged. This 21st-century monster has floorless and open-sided 32-passenger trains that plant you on a pedestal high above the track. When the coaster breaks loose, you climb 151 feet, fall 144 feet, hit speeds of 65 mph, go underground three times (spraying bystanders with water — or worse, if you're weak of stomach), experience a moment of weightlessness, and make seven loops over a 4,177-foot course. This ride may be the longest 3 minutes, 39 seconds of your life. According to a coaster fanatic friend who lives for adrenaline, this is the best coaster in Central Florida (take that, Disney and Universal!).



Kraken carries a *54-inch height minimum*. This is not a coaster for beginners or youngsters — even if they meet the height requirement.

Manatee Rescue

This exhibit is as close as most people get to endangered West Indian manatees. There are as few as 3,200 of them currently remaining in the wild. Underwater viewing stations, innovative cinema techniques, and interactive displays combine for a tribute to these gentle marine mammals. It's a nicer and roomier (for the manatees) exhibit than the tight quarters their cousins have at **The Seas with Nemo & Friends** in Epcot (see Chapter 13). Kids especially like the more-natural outdoor viewing area near the entrance to the exhibit.

Marine Mammal Keeper Experience

Expect to invest a sizable chunk of your day and budget in this nine-hour program (it runs 6:30 a.m.–3:30 p.m., so you'll also need to be an

DropBooks

early riser). You get to work side by side with a trainer, preparing meals and feeding the animals, learning basic training techniques, and sharing lunch. It costs \$399 (tax included), which also includes seven days of consecutive admission to SeaWorld, lunch, a career book, and a T-shirt. The program is limited to three people per day, so make the required reservations very early. You must be 13 or older, *at least 52 inches tall*, able to climb, and able to lift and carry 15 pounds of vittles. Call ☎ 800-327-2424 for more information.

Odyssea

Inside the Nautilus Theater, a cast of acrobats, mimes, dancers, musicians, and comics put on this undersea show that, at times, is artistic and funny (and always entertaining). The sets and costumes focus on a whimsical underwater world. It's similar in style to the **Cirque du Soleil** production at **Downtown Disney** (see Chapter 25), but on a much smaller scale. It's also a great spot to give your feet a break and to cool off, making it a good stop in the afternoon.

Penguin Encounter

The Penguin Encounter transports you via a 120-foot-long moving sidewalk through Antarctic Tuxedoville. The stars of the show — four different species of penguins — are on the other side of a Plexiglas shield. You get a quick look at them as they preen, socialize, and swim at bullet speed in a 30°F habitat. You can also see puffins and murre (shore-birds) in a similar, but separate, area.



Though you get a nice view of the penguins (and they're always a hit with the kids), the viewing-area surroundings leave a bit to be desired.

Pets Ahoy!

A menagerie of cats, dogs, pot-bellied pigs, skunks, and a horse are joined by birds and rats (nearly 100 animals in all) to perform comic relief in a 25-minute show held several times a day inside the SeaWorld Theater. Almost all the performers were rescued from animal shelters.



Stick around after the show and your kids can have an up-close encounter with a couple of the featured animal stars.

Shamu's Happy Harbor

This 3-acre play area has a four-story net tower with a 35-foot crow's-nest lookout, water cannons, remote-controlled vehicles, a life-size ship, and a water maze. It's one of the most extensive play areas at any park and a great place for kids to unwind. Recent additions include the **Shamu Express**, a kid-friendly coaster with Shamu seats; **Jazzy Jellies**, a ride that lifts and spins kids in jellyfish-like seats; **Swishy Fishies**, a Mad Tea Party-style ride, where kids spin 'round and 'round in buckets that surround a gigantic sand castle; **Ocean Commotion**, a swinging tug boat that gently rocks back and forth and whirls from side to side; **The Flying**

DropBooks

Fiddler, a gigantic red fiddler crab that gently lifts its 12 passengers up into the air, and then, in a series of very short drops, begins his descent; and the **Sea Carousel**, a whimsical ride with an ocean full of colorful sea creatures including dolphins, fishes, sharks, otters, and sea lions gently going round and round, up and down, to the sounds of the sea. Because of the size of Shamu's Happy Harbor, smaller kids can easily get lost — and while there's only one escape, it's still possible for them to get out to other areas of the park if you're not paying very close attention.



Bring extra clothes for the tots (or for yourself) because much of the Harbor isn't designed to keep you dry.

Shark Encounter



This attraction has been expanded to include 220 species of aquatic predators. Pools out front have small sharks and rays. (Feeding isn't allowed.) Eerie background music sets the mood for viewing big eels, beautiful lionfish, hauntingly still barracudas, and the fat, bug-eyed pufferfish in large indoor aquariums.



This attraction isn't for the claustrophobic: You walk through a Plexiglas tube beneath hundreds of millions of gallons of water. Very small children may find the swimming sharks a bit too much to handle.

Sharks Deep Dive offers guests limited, hands-off contact with over 50 sharks, including a nearly 9-foot sand tiger, in the Shark Encounter area. Two at a time, guests don wetsuits and an underwater helmet (allowing you to breathe and communicate without the need for scuba gear) for a close-up encounter inside an actual shark cage that rides a 125-foot track. Part of the cage is above water, but participants can dive up to 8 feet underwater for a closer look at the inhabitants. The cost is \$150 and you must be a minimum of 10 years old to participate. The price includes a souvenir booklet, T-shirt, and snorkel gear, but does not include the required park admission fee. Additional up-close animal encounters, including the all-new **Trainer for a Day** (offered seasonally starting at \$459 for ages 13 and up) that allows participants to swim alongside and even ride on the front of, Atlantic bottlenose dolphins, are available as well. For reservations, call ☎ 800-406-2424.

Wild Arctic

Wild Arctic combines a high-definition adventure film with flight-simulator technology to envelop guests in the beauty, exhilaration, and danger of a polar expedition. After a hazardous, simulated helicopter flight over the frozen north, visitors emerge at a remote research base, home to star residents and polar bear twins Klondike and Snow, seals, walruses, and white beluga whales. A separate walk-through line is available for those who want to skip the bumpy simulator ride.

More SeaWorld fun

Other SeaWorld attractions include **Pacific Point Preserve**, a 2½-acre natural setting that duplicates the rocky northern Pacific Coast home of California sea lions and harbor seals (yes, there are smelt opportunities here!), and **Tropical Rain Forest**, a bamboo and banyan-tree habitat that's home to cockatoos and other birds.

The **Anheuser-Busch Hospitality Center** next to the Clydesdale Hamlet has the **Label Stable gift shop** and a deli and offers free samples of Anheuser-Busch beers. At the **Budweiser Beer School**, guests age 21 and over can learn how Anheuser-Busch brews the world's top-selling beer.

SeaWorld's **Waterfront** area, which debuted in late spring 2003, added a 5-acre, seaport-themed village to the park's landscape. On High Street, look for a blend of shops and the **Seafire Inn restaurant**, where lunch includes a lively and comical musical performance of dueling pianists in **Sizzlin' Pianos**. At Harbor Square, the funny **Groove Chefs orchestra** has chefs making music with pots and pans. The park has also added street performers, including a crusty old sea captain, who tells fish tales and makes music with bottles and brandy glasses. Other eateries include **Voyager's Wood Fired Pizza** and the **Spice Mill**.

In addition to its regular productions, SeaWorld stages a few seasonal shows as well, including **Mistify**, a nighttime spectacular that takes place out on the lagoon and combines stunning fireworks, spouting fountains, and special lighting effects. During summer months, guests are treated to the special-effects extravaganza nightly. Those dining at the Spice Mill restaurant (located along the Waterfront) can turn an ordinary dinner (if timed right) into dinner and a show.

Dining and Shopping at SeaWorld



For details on SeaWorld's **Makahiki Luau**, a full-scale dinner show featuring South Seas food (mahimahi, chicken, and pork) and entertainment, see Chapter 24. For the lowdown on **Sharks Underwater Grill**, see the nearby "Eating with the fish" sidebar.

SeaWorld also has several counter-style eateries offering the usual burgers, fajitas, salads, and so on. Most fast-food meals cost about \$7 to \$10 per person, and this doesn't include the cost of a drink, which will set you back another \$2.50 or so.

The Waterfront is home to a number of full-service dining options with decent cuisine, including the following:

- ✓ **Seafire Inn:** Choose from a number of burgers (about \$8–\$10), stir-fry, sandwiches, and assorted salads, or try a jumbo baked potato served with your choice of several toppings for around \$8.

DropBooks

Eating with the fish

In May 2012, SeaWorld debuted an up-close dining experience where guests can dine with Shamu, now called **Backstage at Believe** (☎ 800-327-2420 or 407-351-3600). This reservations-only seafood buffet is served poolside with Shamu as a special guest. While eating, guests can mingle and question SeaWorld trainers. The menu also includes pasta, beef, seafood, chicken, turkey, soups, salads, and assorted sides along with a children's buffet offering mac 'n' cheese, hot dogs, spaghetti, and other kiddie favorites. The cost is \$37 for adults and \$19 for kids 3 to 9, in addition to park admission. Reserving a spot two to three weeks in advance is usually more than enough unless you're coming during one of the crunch periods (summer and holidays).

At **Sharks Underwater Grill** (☎ 407-363-2559), diners can dig into Floridian and Caribbean treats while watching denizens swim by in the Shark Encounter exhibit — almost the entire back wall of the restaurant serves as a gigantic viewing area. Menu prices are \$22 to \$28 for adults and \$6 to \$12 for kids 3 to 9 (pasta, hot dogs, chicken breast, steak, and popcorn shrimp), and theme-park admission is required.

- ✓ **Voyager's Wood Fired Pizza:** The pizza-and-parmesan-fries combo platter here offers good value at \$8, with seafood, pasta, chicken, sandwiches, and assorted salads and a kids' menu with a huge selection to choose from as well.
- ✓ **The Spice Mill:** This eatery specializes in the spices of famous sea-port cities. Try the jambalaya, the jerk-grilled chicken sandwiches, or an array of other more distinctive offerings. Disappointingly, the food isn't nearly as spicy as the restaurant's name implies. An entree will set you back about \$12.

SeaWorld doesn't have nearly as many shops as the other major theme parks, but the stores stock plenty of cuddly sea creatures. You can buy a stuffed manatee at **Manatee Cove**. The **Friends of the Wild** gift shop near **Penguin Encounter** is also nice, as is the shop attached to **Wild Arctic**. Because of the Anheuser-Busch connection, the gift shop outside the park entrance offers a staggering array of Budweiser- and Busch-related items. A handful of unique boutiques at the **Waterfront** feature items from garden art to unique toys and T-shirts.

Checking Out Discovery Cove

SeaWorld's second theme park opened in summer 2000. Its \$100-million construction cost may be one-tenth the sticker price of Islands of Adventure, but Discovery Cove's admission price is four times higher. The options: \$259 to \$279 per person plus 6.5 percent sales tax if you want to swim with a dolphin (minimum age 6), or \$159 to \$179 if you can simply settle for the fishes. The prices vary seasonally, so double-check when you make your reservations (which are a requirement to enter this park).



A perk of the higher price tag is that it includes a seven-day consecutive pass to either **SeaWorld** or **Busch Gardens** (see Chapter 23). You can upgrade this feature to a 14-day consecutive pass for both parks for an additional \$30. If you plan on visiting all three parks, that's actually a pretty good deal.

DropBooks



Almost everyone who does the **Dolphin Swim** finds it exciting — just the kind of thing that makes for a most memorable vacation. If, however, your kids are younger than age 6, or you decide to skip the Dolphin Swim, it's hard to imagine that you'll get your \$159 worth. The atmosphere here isn't tailored to toddlers and is, instead, meant to be a relaxing oasis, quiet and serene. I can't really recommend this park for anyone with very young children in tow.

The park has more than two dozen dolphins, and each works from two to four hours a day. They're pretty incredible animals, and, although their size may be a bit intimidating to some, they're very people-friendly. Many of them are mature critters that have spent their lives in captivity, around people. Most of them love getting their bellies, backs, and flukes rubbed. They also have an impressive bag of tricks. Given the proper hand signals, they can mimic the sound of a human passing gas, chatter in dolphin talk, and do seemingly effortless 1½ gainers in 12 feet of water. They also take guests for piggyback rides.

The Dolphin Swim lasts 90 minutes, about 35 to 40 minutes of which is actually spent in the lagoon. Trainers use the rest of the time to teach visitors about these remarkable mammals.

The rest of your day won't be nearly as exciting, but it is wonderfully relaxing. Discovery Cove doesn't deliver thrill rides, water slides, or acrobatic animal shows; that's what SeaWorld, Disney, and Universal are for. This is where you come to get away from all that!

Discovery Cove is an all-inclusive park, so in addition to the dolphin experience — and seven days of unlimited admission to SeaWorld or Busch Gardens in Tampa — your fee tosses in the following:

- ✔ **Elbow room:** There's a limit of 1,000 guests per day. (To give you an idea of how little that is, the normal daily attendance at Disney's Magic Kingdom is 41,000.) This ensures that your experience will be more relaxing and private, which is essentially what you're paying for.
- ✔ **Food:** The continental breakfast includes danishes, fruit, muffins, juice, and coffee. Lunch, with entrees such as fajitas, salmon, stir-fry, and pesto chicken, is included as well. Snacks are available throughout the day at either of the park's beach bars.
- ✔ **Supplies and gear:** You get a towel, sunscreen, snorkeling gear, a flotation vest, and a souvenir photo.
- ✔ **Parking:** Free self-parking is included.

DropBooks

✓ **Activities:** They include the following:

- Swimming near (but on the other side of Plexiglas from) barracudas and black-tip sharks
- Snorkeling around a huge pool containing a coral reef with colorful tropical fish and another area with gentle rays
- Touching and feeding 300 exotic birds in an aviary hidden under a waterfall
- Cooling off under foaming waterfalls
- Soaking up the sun on the beaches
- Enjoying the soothing waters of the park's pools and rivers (freshwater and saltwater)



Reservations are required far in advance, but you have at least a chance of getting in as a walk-up guest, because the park reserves a small number of tickets daily for folks whose earlier dolphin sessions were canceled due to bad weather. Your best chance for last-minute tickets comes during any extended period of good weather.

To get to Discovery Cove, follow the directions to SeaWorld given in the “Gathering Important SeaWorld Information” section, earlier in this chapter.

For up-to-the-minute information about this park, call ☎ 877-434-7268 or go to www.discoverycove.com.

Index of SeaWorld Main Attractions

- | | |
|--------------------------------------|----------------------|
| Believe | Mistify |
| Blue Horizons | Odysea |
| Clyde and Seamore Take Pirate Island | Penguin Encounter |
| Clydesdale Hamlet | Pets Ahoy! |
| Journey to Atlantis | Shamu's Happy Harbor |
| Key West at SeaWorld | Shark Encounter |
| Kraken | The Waterfront |
| Manatee Rescue | Wild Arctic |
| Marine Mammal Keeper Experience | |

Chapter 21

DropBooks Discovering Orlando's Other Attractions

In This Chapter

- ▶ Exploring Orlando's best smaller attractions
- ▶ Getting wet outside Walt's World

In Chapters 11 through 20, I cover the major theme parks in and around Orlando. But you're probably wondering if there's *anything* that's more relaxed, a little — and I do mean little — cheaper, and still offers a memorable experience.

The answer is yes.

In this chapter, I explore the city's best alternatives to the mega-parks. To further help you out, I divide them into two categories: those in which you stay dry and those in which you get wet — the latter are very popular options in the midst of Orlando's summer heat and humidity. (For more about the weather, see Chapter 3.)



Most of the attractions listed in this chapter offer coupons online (different from their online-only promotional pricing) that you can print out at home and redeem when you purchase your admission tickets (at the attraction). When you tally up the savings for an average family of four, even using a \$1 or \$2 coupon (per ticket) for a handful of attractions can add up to a fistful of cash.

Checking Out the City's Best Attractions



For a list of bargain basement-priced attractions, even easier on your wallet than the ones I mention here, see Chapter 26.



Gatorland North of Kissimmee

DropBooks

It's hard to miss the gigantic green jaws — a perfect vacation photo-op, by the way — marking this park's entrance. Founded in 1949, with just a handful of alligators living in huts and pens, Gatorland, still privately owned and operated, now houses thousands of alligators (including a rare blue one) and crocodiles on its 110-acre grounds that do dual duty as a wildlife preserve and theme park. Gatorland has survived the arrival of Disney, Universal, and SeaWorld in part because of its old-Florida charm and resistance to becoming overly commercialized (though it hasn't escaped entirely). Breeding pens, nurseries, and rearing ponds are scattered throughout the densely landscaped property, which also displays monkeys, snakes, birds, Florida turtles, and a Galapagos tortoise. Its 2,000-foot boardwalk winds through a cypress swamp and breeding marsh with an observation tower for those who prefer an overhead view. The park's shows include **Gator Wrestlin'**, where, at the same time wrestlers are wrangling the reptilians, they're educating the audience about their opponents and how they live; **Gator Jumparoo**, which features the giant reptiles lunging 4 to 5 feet up out of the water to snatch a dead chicken right from a trainer's hand; and **Upclose Encounters**, which showcases a variety of the park's wildlife, including some venomous snakes. There's an open-air restaurant where you can try smoked gator ribs and nuggets, though more-familiar favorites, such as burgers and hot dogs, are available as well, and a shop where you can buy gator-leather goods and souvenirs. (Gatorland also operates a breeding farm for meat and hides.) Younger guests will appreciate the park's play area, petting zoo, and train ride. The atmosphere here is laid back. It's always been a huge hit with my family, and it serves up the best half-day experience in the area.



The **Gator Gully Splash Park**, a splashy \$1-million expansion within the existing park, opened in 2007. This quarter-acre water-based (and loosely bayou-themed) play area is filled with plenty of wet and watery fun as gigantic gators (this kind won't bite) armed with water guns, stand (okay, sit) ready to squirt, enormous egrets spew streams of water from their beaks, and a bucket tree spills over onto anyone standing (or running) within reach.

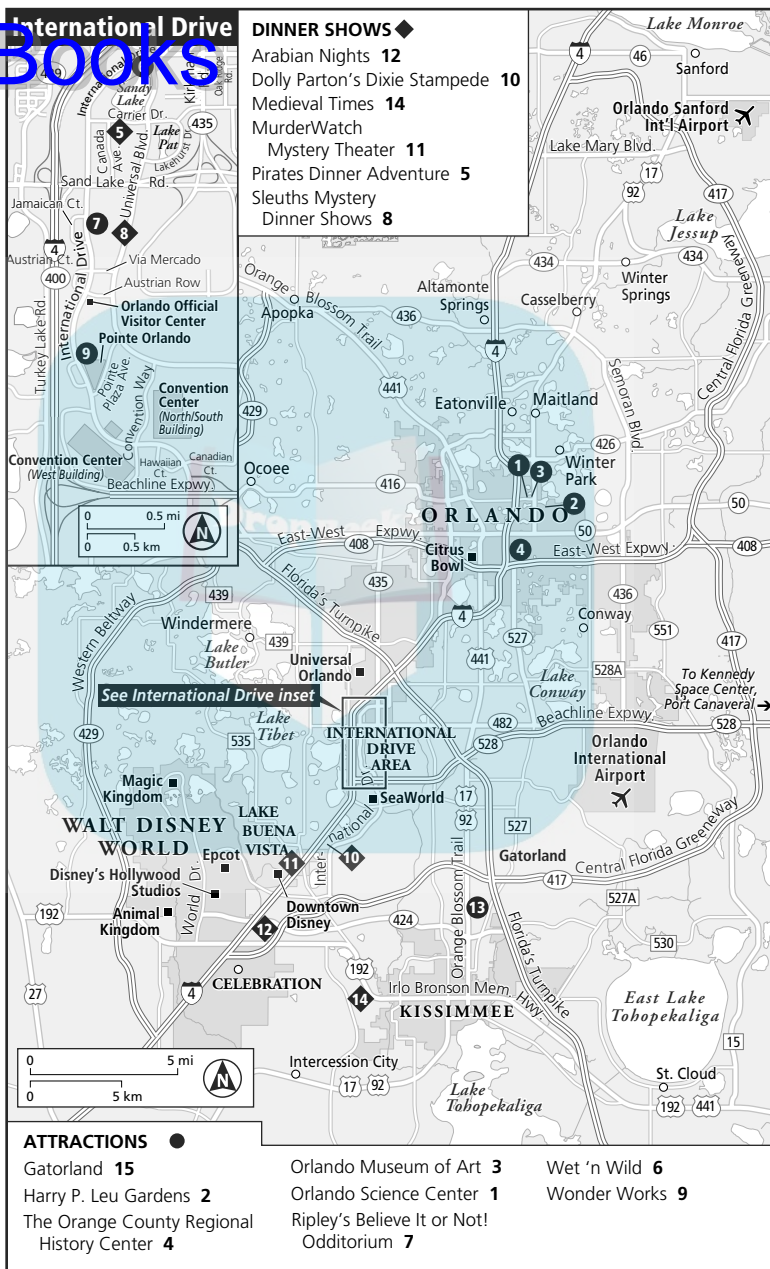


Gatorland's **Trainer for a Day** program lets up to five guests get up close and personal with the gators for a day (or part of it, anyway). The \$100, two-hour experience puts you side by side with trainers and includes a chance to wrangle some alligators (minimum age 12). Advanced reservations are required, and admission to the park is included; a 20 percent discount off a regular admission ticket is extended to up to six members of your party. A one-hour **Night Shine** tour is also available (\$19 adults, \$17 children) taking you on a tour along the wooden walkways with only a flashlight and a guide. Advanced reservations are required.

See map p. 309. 14501 S. Orange Blossom Trail/U.S. 441 (between Osceola Pkwy. and Hunter's Creek Blvd.). ☎ 800-393-5297 or 407-855-5496. www.gatorland.com. Admission: \$23 adults, \$15 kids 3–12; advance online purchase price \$17 adults, \$11 kids 3–12. Parking: Free. Open: Daily 9 a.m.–6 p.m., sometimes later.

Orlando Area Attractions

DropBooks



Harry P. Leu Gardens Near Winter Park

This serene, 50-acre botanical garden on the shores of Lake Rowena offers a delightful respite from the theme-park razzle-dazzle. Meandering paths lead through camphors, oaks, and palms. The camellia collection is one of the world's largest, blooming October through March. The formal rose gardens are the largest in Florida and contain 75 varieties. Italian fountains, statues, and a gazebo enhance the gardens. Other highlights include orchids, azaleas, desert plants, beds of colorful annuals and perennials, a butterfly garden, and a 50-foot floral clock.

Businessman Harry P. Leu, who donated his estate to the city in the 1960s, created the gardens. There are guided tours of his house, built in 1888, on the hour and half-hour (advance reservations suggested). The interior has Victorian, Chippendale, and Empire furnishings and fine-art pieces.

See map p. 309. 1920 N. Forest Ave. (between Nebraska St. and Corrine Dr.) ☎ 407-246-2620. www.leugardens.org. Admission: \$5 adults, \$1 children grades K–12. Admission is free Mon 9 a.m. to noon. Parking: Free. Open: Gardens daily 9 a.m.–5 p.m., house daily 9a.m.–4 p.m., except Christmas. Leu House is closed July.

The Orange County Regional History Center Downtown

Located within a beautifully restored and historic courthouse built back in 1927, the history center is filled with a multimedia experience that takes visitors on a tour of the Florida and Orlando of long ago to the thriving urban community it is today. The interactive and multisensory experience makes for a unique walk through history. Among the five stories of exhibits: a Florida back porch where the sights and sounds of central Florida's natural environment surround you; a Paleo and Seminole Indian settlement; pioneer cabins; and Florida Crackers. There is also an old courtroom where Ted Bundy is said to have scratched his name into the defendants' table. For those who believe, it is said that ghosts have been known to roam the hallways, causing supernatural disturbances that have induced more than a few letters of resignation over the years. Guided tours are available on Saturdays at 11 a.m. Visiting shows change throughout the year, so check the Web site for current exhibits. Allow two hours.

See map p. 309. 65 E. Central Blvd. ☎ 407-836-8500. www.thehistorycenter.org. Admission: \$7 adults, \$6.50 students and seniors, \$3.50 children 3–12. Parking: Free at the Orlando Public Library. Open: Mon–Sat 10 a.m.–5 p.m., Sun noon to 5 p.m.

Orlando Museum of Art Downtown

This local heavyweight handles some of the most prestigious traveling exhibits in the nation. The museum, founded in 1924, hosts special exhibits throughout the year, but even if you miss one, it's worth a stop to see its rotating permanent collection of 19th- and 20th-century American art,

pre-Columbian art dating from 1200 B.C. to A.D. 1500, and African art. Allow two to three hours.

See map p. 309. 2416 N. Mills Ave. (in Loch Haven Park). ☎ 407-896-4231. www.clothesofthecity.com. Admission: \$8 adults, \$7 seniors, \$5 children 6–18. Parking: Free. Open: Tues–Fri 10 a.m.–4 p.m., Sat–Sun noon to 4 p.m.

Orlando Science Center Downtown

This modern, four-story center — the largest of its kind in the Southeast — has ten halls in which visitors can explore everything from the swamps of Florida to the arid plains of Mars. One of the big attractions is the **Dr. Phillips CineDome**, a 310-seat theater that features films, planetarium shows, and laser-light presentations. In **KidsTown**, small fries wander in a mini version of the world around them. **Science City**, located nearby, has a power plant and suspension bridge, and **123 Math Avenue** uses puzzles and other things to make math fun. This is just a small sample of what you can expect to find. This option is a great change of pace, especially if you're traveling with children. Allow three to four hours (more if you have an inquiring mind).



Strollers are available at no extra charge.

See map p. 309. 777 E. Princeton St. (between Orange and Mills in Loch Haven Park). ☎ 407-514-2000 or 888-672-4386. www.osc.org. Admission (includes exhibits, CineDome film, and planetarium show): \$15 adults, \$14 students with valid ID and seniors 55 and older, \$10 children 3–11. Fri–Sat, after 4 p.m., admission is reduced \$5 for all rates. Parking: \$3.50 in a garage across the street. Open: Sun–Thurs 10 a.m.–6 p.m., Fri–Sat 10 a.m.–11 p.m.

Ripley's Believe It or Not! Orlando Odditorium International Drive

Do you crave weird science? If you're a fan of the truly bizarre, come here to see lots of oddities. Among the hundreds of exhibits in its 16 galleries: a shrunken head, a two-headed calf, a 1,069-pound man, a five-legged cow, a three-quarter-scale model of a 1907 Rolls-Royce made of 1 million matchsticks, a mosaic of the *Mona Lisa* created from toast, torture devices from the Spanish Inquisition, and a Tibetan flute made of human bones — you're getting the idea right? You'll also find exhibits on Houdini, films of people swallowing coat hangers, and other human oddities. Visitors are greeted by a hologram of Robert Ripley himself. There are 27 Odditoriums throughout the world, and no two are alike. The tour makes for a fun rainy-afternoon or late-night activity. Allow two hours.

See map p. 309. 8201 International Dr. (1½ blocks south of Sand Lake Rd.). ☎ 407-363-4418. www.ripleysorlando.com. Admission: \$19 adults, \$12 children 4–12. Parking: Free. Open: Daily 9 a.m.–1 a.m.



DropBooks

Go Orlando!

The **Go Orlando Card** is a great way to see the “best of the rest” that Orlando has to offer, with admission to attractions such as **Gatorland, Ripley’s, Fun Spot Action Park, the Orlando Science Center, WonderWorks, Kennedy Space Center, Cypress Gardens,** and numerous others, along with discounts at area restaurants and shops. Here’s how it works: You purchase the all-inclusive Go Card instead of individual tickets to each venue. You then have two weeks in which to use the card at any of the participating venues. They are available in two-, three-, five-, or seven-day increments; the card is activated with the first use and is good for up to 14 days after activated (for example, a two-day ticket can be used any two days during the two-week time frame).

Depending on the number of attractions you plan to visit, the Go Card may very well save you some bucks. For details, go to www.goorlandocard.com. When you purchase a Go Orlando Card, you’ll receive maps and a free guidebook with information on the included attractions. The cost of a one-day card is \$59 for adults, \$49 for kids ages 3 to 12; a two-day card is \$99 for adults, \$79 for kids; a three-day card costs \$149 for adults, \$129 for kids; a five-day card is \$199 for adults, \$169 for kids; and a seven-day card runs \$249 for adults, \$199 for kids.

WonderWorks International Drive

On an uncharted island somewhere in the Bermuda Triangle, a tornado was inadvertently created by scientists experimenting with some seriously weird science. In the midst of the storm, the gigantic building where they were working was swept up and carried off, dropping right in the middle of Orlando — amazingly, the building is fully intact, but it’s now upside down. This attraction is educational and fun — just don’t come expecting things to be as glitzy as they are in some of the major parks. Throughout the three levels, you’ll feel the tremble of an earthquake, experience the rush of hurricane-force winds, create massive bubbles, lie on a bed of nails, walk across the bridge of fire — a hair-raising, electrical experience — and even ride the rails via a simulator on a create-your-own-coaster ride. You’ll learn dozens of fun and interesting facts. (Where are a cricket’s ears? On its knees.) And experience plenty of mind-boggling visual effects. More than 100 exhibits are included, but if you’re not a good shot, steer clear of the Lazer Tag game: It costs \$4.95 above regular admission and can make for a frustrating few minutes — and while you’re at it, skip the arcade extras as well.

The attraction also features a nightly combination of magic and comedy in the dinner show called the **Outta Control Magic Comedy Dinner Show**. The 90-minute show features magic and improvisational comedy, as well as unlimited pizza, popcorn, soft drinks, and beer. It’s a fun time for the kids and not too bad for adults either. Call to reserve a spot for the show.



Combination tickets for discounted admission to WonderWorks, Lazer Tag, and the dinner show are a good buy. Discount coupons are also available on the attraction's Web site, so check it out before you arrive.

See map p. 309-307, International Dr. ☎ 407-351-8800. www.wonderworks.com/line.com Admission: \$20 adults, \$15 kids 4–12 and seniors 55 and older; combination ticket offering admission to WonderWorks, Lazer Tag, and Outta Control \$40 adults, \$30 kids 4–12 and seniors 55 and older; Outta Control alone is \$25 adults, \$17 kids 4–11 and seniors. Parking: \$2 an hour next door at the Pointe Orlando parking garage. Open: Daily 9 a.m. to midnight; dinner show nightly at 6 and 8 p.m.

Getting Wet at Orlando's Water Parks

For more aquatic fun, see Chapter 16 for information on **Disney World's** pair of water parks: **Typhoon Lagoon** and **Blizzard Beach**.

Wet 'n Wild International Drive

This 25-acre Universal-owned water park is in the same league as **Typhoon Lagoon** and **Blizzard Beach** with regard to its rides (not, in my opinion, with regard to atmosphere). In terms of popularity, it ranks third in the country, right behind the two Disney parks. It has several first-rate water rides, including the **Flyer**, a six-story, four-passenger toboggan ride packing 450 feet of banked curves; the **Surge**, which offers 600 feet of greased curves and is billed as the fastest tube ride in the Southeast; the **Black Hole**, where two-person rafts shoot through 500 feet of twisting, sometimes dark passages; the **Bomb Bay**, where the floor drops right out from under you like a bomb being dropped from high in the sky, plunging down a 76-foot vertical (almost) slide; the all-new **Brain Wash**, a two or four-person tube ride that sends you careening down a 53-foot vertical drop inside an enclosed tunnel — and if that doesn't make you lose your grip on reality, the 65-foot domed funnel you spiral down afterward might; and the **Disco H₂O**, which takes riders back in time on a four-person raft through an enclosed and rather wild flume ride. Riders eventually end up floating about in the **Aqua Club**, giving a whole new meaning to the phrase *Disco Duck*. Laser lights and disco balls flash as you move and groove to the sounds of the '70s. *All multiperson rides require that kids 36 to 48 inches tall have an adult with them.*

You can also ride **Mach 5**, which consists of a trio of twisting, turning flumes; **The Blast**, a tube ride that sends you winding along a ruptured pipeline; **The Storm**, where you drop from an elevated chute into a gigantic open bowl; the **Bubba Tube**, a family-sized tube ride down a six-story triple-dip slide; and **Der Stuka**, a six-story slide built for speed. The park also has a large kids' area with miniature versions of some of the grown-up rides, a lazy river, and a surf lagoon. The **Knee Ski**, a cable-operated knee-boarding course (56-inch height minimum); **The Wild One**, a wild two-person tube ride across an open lake; and **Wakeboarding** (all open only in warm weather) are available at the **Wake Zone**. If you enjoy the water, plan

on spending a full day here. You can rent tubes (\$4), towels (\$2), and lockers (\$5); or a combination of all three (\$9); each rental requires a \$2 refundable deposit. Life vests are free.

DropBooks

If you're considering visiting several of the non-Disney theme parks, the most economical way to see **Wet 'n Wild**, **Universal Studios Florida**, **Islands of Adventure**, and **SeaWorld** is with a **FlexTicket**. It enables you to pay one price to visit any of them during a 14-day period. The four-park pass costs \$195 for adults and \$161 for children 3 to 9. A five-park pass, which adds Tampa's **Busch Gardens** (see Chapter 23), is \$240 for adults and \$200 for kids. You can order the FlexTicket through Wet 'n Wild.

See map p. 309. 6200 International Dr. (at Universal Blvd.). ☎ 800-992-9453 or 407-351-9453. www.wetnwild.com. Admission: \$37 adults, \$31 kids 3–9. Parking: \$7. Open: Hours vary seasonally, but the park is open at least 10 a.m.–5 p.m., sometimes as late as 11 p.m., weather permitting.



Chapter 22

DropBooks Shopping in Orlando

In This Chapter

- ▶ Getting acquainted with Orlando's shopping districts
 - ▶ Checking out the malls, the outlets, and more
 - ▶ Exploring the antiques district
-

In this chapter, I offer a rundown of some of the better spots outside the Disney district where you can shop to your heart's content — if you have anything left in your bank account after the theme parks have had at it. Because Walt Disney World is so expert at separating you from your money, you'll find the lowdown on shopping (and spending) at Disney in Chapter 17 . . . yes, it actually requires its very own chapter.

Surveying the Scene

Orlando is a shopper's paradise, offering everything from antiques to souvenirs to upscale, one-of-a-kind boutiques. Bargains, however, are few and far between. If you pride yourself on unearthing a good buy, you'll be doing a lot of digging before you find any noteworthy deals. Orlando hosts an array of indoor multilevel malls, many of them with a fine collection of upscale department stores and unique specialty stores. There are also a few factory outlets, but the bargains there are often not much better than the sale prices offered at many department stores. The city proper has an antiques district where it's lots of fun to window-shop, but unless you're a serious collector, the prices tend to be prohibitive. Most of Central Florida's tourist areas (Orlando, Kissimmee, and the surrounding territory included) are riddled with T-shirt shacks, jeans joints, and souvenir stands promising bargains that don't (or rarely) exist.

The same is true of the theme parks. If you line up at the registers at Disney, Universal, and the other parks, you pay more than what the merchandise is worth. But if you must have those mouse ears, check out the Disney shopping options in Chapter 17; for merchandise related to the other major theme parks, check out Chapters 18, 19, and 20.

You can actually get cheaper authentic theme-park merchandise outside the parks than you can within them. Both Disney and Universal operate outlet stores in some of the city's most popular malls (though selections



are often very limited, so don't expect to find any unique merchandise). See "Checking Out the Big Names," later in this chapter, for more details on these rare opportunities.

DropBooks

Here are three shopping heads-ups before you get started:

- ✓ **Sales tax:** In Orange County, which includes the International Drive area and most of the parks, sales tax is 6.5 percent. Kissimmee and the rest of Osceola County charge 7 percent sales tax.
- ✓ **Store hours:** Most of the stores I mention in this chapter are open seven days a week, from 9 or 10 a.m. until 9 p.m. (6 p.m. on Sun). Small stores, including those in the antiques district, usually close around 5 or 6 p.m. and often aren't open on Sunday. Be sure to call before you head out; the hours are subject to change.
- ✓ **Money:** Most stores accept major credit cards, traveler's checks, and, of course, cash (U.S. currency only). An ATM may not be handy in some areas, and none of the stores listed in this chapter accepts foreign currency or personal checks. So be prepared before heading out.

All the places listed in this chapter can be found on the "Orlando Area Shopping" map on page 317.



Because Orlando is geared toward travelers, many retailers offer to ship packages home for a few dollars more. So, if you're pondering an extra-large or fragile purchase that you don't want to drag home on the plane, train, or car, ask. If a retailer doesn't offer this service, check with your hotel. Many have a business center where you can mail it yourself, or they can arrange a pickup by UPS, the slow-but-good-old U.S. Postal Service, or another carrier to keep you from dragging a 6-foot stuffed Pluto into the friendly skies.

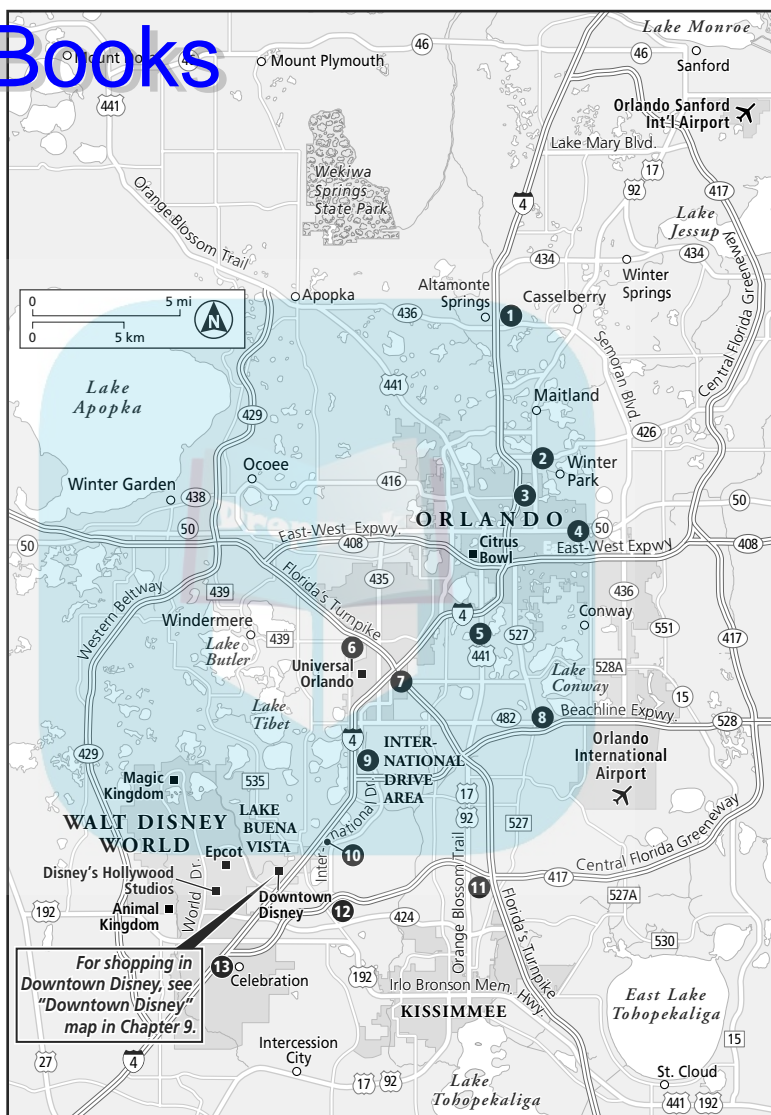
Exploring Great Shopping Neighborhoods

Orlando doesn't have a central shopping district. Instead, most shops are sprinkled throughout and around the tourist hot spots and in retail areas where locals shop, such as malls and so on. The following is a list of some of the more frequented shopping zones:

- ✓ **Celebration:** Think *Pleasantville* à la Disney. Created by Disney, the town of 25,000 is more of a charming diversion than a good place to power-shop. The downtown area has a dozen or so stores and boutiques, a handful of art galleries, a grocer, and a parfumerie among others. The storefronts are filled with enticing displays, while inside they peddle interesting and, often, unique — though highly priced — merchandise; but, the real attraction is the mid-20th-century, Main Street atmosphere. Those nostalgic for yesteryear, or in search of a quieter, more sophisticated afternoon out on the town,

Orlando Area Shopping

DropBooks



For shopping in Downtown Disney, see "Downtown Disney" map in Chapter 9.

- | | | | |
|------------------|--------------------|-----------------------|------------------|
| Altamonte Mall 1 | Florida Mall 8 | Orange Blossom | Park Avenue |
| Antique Row | Gatorland 11 | Indian River Citrus 5 | Winter Park 2 |
| & Ivanhoe Row 3 | Lake Buena Vista | Orlando Fashion | Pointe Orlando 9 |
| Celebration 13 | Factory Stores 12 | Square Mall 4 | Prime Outlets |
| Festival Bay 7 | Mall at Millenia 6 | Orlando Premium | Orlando 7 |
| | | Outlets 10 | |

DropBooks

love it, and . . . look, over there! Is that Ozzie and Harriet? From WDW, take U.S. 192 east 5 miles, past Interstate 4. The entrance to Celebration is on the right. Call ☎ **407-566-2200** for more information.

Kissimmee: Southeast of the Disney parks, Kissimmee straddles U.S. 192/Irlo Bronson Memorial Highway — a sometimes tacky, too-often-under-construction stretch of highway lined with budget motels, smaller attractions, and a branch of every fast-food restaurant in the known universe. Although Kissimmee has recently begun to evolve and now includes more family-oriented attractions and better hotels and eateries, the town's shopping merit remains negligible unless you're looking for a cheap T-shirt, seashells not sold by the seashore, or the like. That said, lovers of all things cowboy might appreciate the area's Western shops, a sign that the city is still mindful of its cowboy roots.

- ✓ **International Drive area:** This tourist magnet is east of, and extends 7 to 10 miles north of, the Disney parks between Highway 535 and the Florida Turnpike. The southern end offers a little elbow room, the midsection is somewhat upscale, but the northern part is a tourist strip crowded with small-time attractions (including bungee jumping for those who have a death wish), fast fooderies, and souvenir shacks. Its most redeeming shopping draws: **Pointe Orlando** and the **Orlando Premium Outlets** (see listing under “The Malls,” later in this chapter).



Locally, International Drive is better known as *I-Drive*.

- ✓ **Downtown Orlando:** Orlando's downtown is actually northeast of the theme parks along I-4. The biggest draws here are the shops along **Antique Row** (see “Antiquing Downtown,” later in this chapter).
- ✓ **Winter Park:** Just north of Downtown Orlando, Winter Park began as a haven for wealthy Yankees escaping the cold Northeast. Today, Winter Park's centerpiece is **Park Avenue**, a collection of upscale shops, art galleries, and restaurants along a cobblestone, tree-lined street. Ann Taylor, Talbot's, Williams-Sonoma, and Crabtree & Evelyn are among the dozens of specialty shops. No matter which end of Park Avenue you start at, there are more shops than most can survive, but you're bound to find something here you won't find anywhere else. For more information on Winter Park, call ☎ **407-644-8281**.

Checking Out the Big Names

Orlando's reputation wasn't built on shopping. In fact, it isn't even the number-one shopping area in Florida, falling well short of Miami-Fort Lauderdale. But Orlando has attracted some big names, including a very small Saks, as well as Neiman Marcus, Nordstrom, Bloomingdale's, and

Macy's. Some of the better specialty stores include Tiffany & Co. and Charles David, while some of the more unique retailers include Ron Jon's Surf Shop and Hilo Hattie. It also has a growing stable of discount centers.

DropBooks

Factory outlets

In the last decade, the tourist areas have bloomed with outlets where shoppers can find plenty of name brands, but not always big bargains. Although many of the stores claim savings of 50 percent to 75 percent, a discount on a heavily marked-up or overpriced item doesn't always mean you're actually getting a deal. And more often than not, only a few items are as heavily marked down as the outlets maintain. What you will find (at least in most cases anyway) is a decent selection of designer and name-brand merchandise at slightly lower prices than you would normally pay at the malls.



If you're a smart outlet shopper, you know the suggested retail prices for items before you hit the stores. Therefore, you'll know just what is — and what *isn't* — a bargain.

Here's a list of outlet stores and centers in and around Orlando:

- ✓ **Prime Outlets Orlando** (formerly Belz Factory Outlet World): (☎ 407-352-9600; www.primeoutlets.com) This is the granddaddy of all Orlando outlets. Located at 5401 W. Oak Ridge Rd. (at the north end of International Dr.), it has 170 stores in two huge, enclosed malls and four annexes. However, a multimillion-dollar makeover that will revamp the center's entire layout is currently in the works. Upon completion (phase 1 slated for late 2007; phase 2, late 2008), shoppers, who once had to contend with having to drive between buildings but can now take advantage of the free trolley service running between them during the construction, will find a single open-air shopping center (similar to the layout of the Premium outlets) and a far more inviting atmosphere.

Currently the outlet offers more than a dozen shoe stores (including Vans, Cole-Haan, and Nine West), housewares stores, and more than 60 clothing shops (Adidas, Calvin Klein, Geoffrey Beene, Gap Outlet, Guess?, Izod, Kasper, Liz Claiborne, Nautica, Polo Ralph Lauren, and Tommy Hilfiger, for example). You'll also find records, electronics, sporting goods, health and beauty aids, jewelry, toys, gifts, accessories, lingerie, hosiery, and so on.

One of the two main buildings, Mall 1, has a discount outlet for Disney World merchandise (Character Premier). You have to dig for some bargains, but if you don't mind your item saying 2007 instead of 2008, you can save 50 percent or more on select items.

- ✓ **Lake Buena Vista Factory Stores:** The three dozen or so outlets here include Big Dogs, Borders, Carters, Eddie Bauer, Fossil, Gap, Izod, Liz Claiborne, Nike, Old Navy, OshKosh, Reebok, Van Heusen,



DropBooks

and a character outlet that features Disney merchandise among others. There's also a food court, a salon, and a small children's play area. Savings are modest, but the plaza itself is quiet and inviting. You can find these stores at 15591 S. Apopka-Vineland Rd. (☎ 407-238-9301; www.lbvfs.com).

- ✓ **Orlando Premium Outlets:** This is my favorite outlet mall in Orlando, and it's also the only truly upscale outlet in the city. The center's 110 tenants include Armani, BCBG, Coach, Diesel, DKNY, Dooney & Bourke, Ferragamo, Hugo Boss, Kenneth Cole, Lacoste, Nautica, Nike, Ralph Lauren, Timberland, and Tommy Hilfiger, among a slew of others. In contrast to most of the outlet centers in the city, its character is more of an open-air outdoor mall with a Mediterranean flair. Some of the best buys here are at Banana Republic and a second location of Disney's discount Character Premier store (see the Prime Outlets Orlando bullet, earlier in this list, for the other location). It's at 8200 Vineland Ave., just off the southern third of I-Drive (☎ 407-238-7787; www.premiumoutlets.com), next to Dolly's Dixie Stampede.

The Malls

The Orlando area is also home to several traditional shopping malls. As in malls throughout the country, good buys are often elusive. Arguably, a mall's best bargain is the people-watching, which is free. Here's a list of Orlando's malls:

- ✓ **Altamonte Mall:** Built in the early 1970s, this is the area's second largest mall, behind the Florida Mall (see later in this list). Altamonte Mall's major-league tenants include JCPenney, Macy's, and Sears, as well as 175 specialty shops. Major renovations have added a food court; a new indoor, soft-play area for younger kids; rides for toddlers; and a new 18-screen AMC movie theater with stadium seating. You can find it at 451 E. Altamonte Dr., about 15 miles north of downtown Orlando (☎ 407-830-4422; www.altamontemall.com).
- ✓ **Festival Bay:** One of the newest additions to the shopping scene, Festival Bay's tenants include Bass Pro Shops, Hilo Hattie, Ron Jon Surf Shop, and several other specialty stores. Restaurants include a handful of fast-food eateries as well as Bergamo's Italian Restaurant, Cricketers Arms British Pub & Eatery, Dixie Crossroads, Fuddruckers, Monkey Joes, with a Cold Stone Creamery to top off your meal. Some of the area's more unique recreational venues can be found here as well, including Vans (indoor) Skatepark; the Putting Edge, a glow-in-the-dark mini golf park; and a 20-screen Cinemark Theater. The Ron Jon Surf Park, where beginners and experts alike can ride the waves and hang ten all day long, splashed onto the scene in 2007. This mall is at 5250 International Dr., at the far north end of I-Drive across from Prime Outlets Orlando (☎ 407-351-7718; www.shopfestivalbaymall.com).

DropBooks

- ✔ **Florida Mall:** Anchors include Dillard's, JCPenney, Macy's, Nordstrom, Saks, and Sears to go along with The Florida Hotel and more than 250 specialty stores (Abercrombie & Fitch, Banana Republic, Club Libby/Lu, Coach, Crabtree & Evelyn, and Sharper Image, to name a few), restaurants (Buca Di Beppo, California Pizza Kitchen, Le Jardin, and Salsa Taqueria and Tequila Bar are just three of the choices), and entertainment venues. You can find the Florida Mall at 8001 S. Orange Blossom Trail, at Sand Lake Road, 4 miles east of International Drive (☎ 407-851-6255; www.shopsimon.com).
- ✔ **Mall at Millenia:** This 1.3-million-square-foot upscale center made quite a splash when it debuted in October 2002 with anchors that include Bloomingdale's, Macy's, and Neiman Marcus. In addition to the heavyweight anchors, Millenia offers 200 specialty stores that include Burberry, Chanel, Charles David, Crate & Barrel, Godiva, Gucci, Juicy Couture, Lladro, Swarovski, and Tiffany & Co. Restaurants include Brio Tuscan Grill, Cheesecake Factory, McCormick & Schmick's Seafood, Panera Bread, and P.F. Chang's China Bistro, among others. The Blue Martini, an upscale bar featuring a tapas menu and 29 designer martinis, is a good place to celebrity-watch or just pretend to be famous. The mall is 5 miles from downtown Orlando at 4200 Conroy Rd., at I-4 near Universal Orlando (☎ 407-363-3555; www.mallatmillenia.com).
- ✔ **Orlando Fashion Square Mall:** This city-side mall has marbled walkways, indoor palm trees, and tenants that include Macy's, JCPenney, Sears, 165 specialty shops, and an extensive food court. The mall is 5 miles from downtown Orlando at 3201 E. Colonial Dr. (☎ 407-896-1132; www.orlandofashionsquare.com).
- ✔ **Pointe Orlando:** Although it's set up like a mall, this complex's two levels of stores, restaurants, and a 21-screen IMAX theater aren't under a roof; they're set in an inviting open-air complex with brick walkways, courtyards, covered sitting areas, gardens, fountains, and flowering foliage. Headliners among the 40 shops include Bath & Body Works, Boardwalk Surf, Foot Locker, and Victoria's Secret. Renovations are slated to wrap up by the end of this year. Additional shops and new restaurants have already begun to pop up while the new streetscape atmosphere is beginning to take shape. Parking is \$5 in the attached garage, but most restaurants, nightclubs, and the movie theater will validate with a purchase. Pointe Orlando is located at 9101 International Dr. (☎ 407-248-2838; www.pointeorlando.com).

Antiquing Downtown

If you can think of nothing better than a relaxing afternoon of sifting through yesterday's treasures, check out **Antique Row** and **Ivanhoe Row** on North Orange Avenue in downtown Orlando.



DropBooks

Homegrown souvenirs

Given Orlando's history as a major citrus producer, oranges, grapefruit, and other citrus products rank high on the list of local products. **Orange Blossom Indian River Citrus**, 5151 S. Orange Blossom Trail, Orlando (☎ 800-624-8835 or 407-855-2837; www.orange-blossom.com), is one of the top sellers during the late-fall to late-spring season. It also makes a great place to shop for anyone left in charge of your pets, house, or other such duties while you're off vacationing in the Sunshine State.

And if you have a love affair with leather, alligator-skin leather goods are a specialty of the gift shop at **Gatorland**, 14501 S. Orange Blossom Trail (☎ 407-855-5496; www.gatorland.com). For more details on this classic Florida theme park, see Chapter 21.

Flo's Attic (☎ 407-895-1800) and **A. J. Lillun** (☎ 407-895-6111) sell traditional antiques. **Fredlund Wildlife Gallery** (☎ 407-898-4544; www.fredlundwildlife.com) sells pricey, original works of art, including sculpture. And the **Fly Fisherman** (☎ 407-898-1989; www.flyfishermaninc.com) sells — no surprise here — fly-fishing gear. You can often watch people taking lessons in the park across the street.

All the stores I mention in this section are spread over 3 miles along Orange Avenue. The heaviest concentration is between Princeton Street and New Hampshire Avenue, although a few are scattered between New Hampshire and Virginia avenues. The more upscale shops extend a few blocks beyond Virginia Avenue. To reach the area from the theme parks, take I-4 east to Princeton Street (Exit 43). Turn right on Orange Avenue. Parking is limited, so stop wherever you find a space.

As for hours of operation, most of the stores are open from 9 or 10 a.m. to 5 p.m., Monday through Saturday. (Storeowners usually run the stores, so hours can vary; call before you head out. A small number of shops are open Sunday, but it isn't worth the trip from the resorts.)



If you decide to do your antiquing on a Sunday, you can also shop for fresh produce, plants, baked goods, and crafts every Sunday beginning at 9 a.m. at downtown's **Sunday Eola Market**. It's located at the intersection of North Magnolia and East Central. Get more information at www.downtownorlando.com.

Chapter 23

Drop Books Beyond Orlando: Two Day Trips

In This Chapter

- ▶ Going on safari at Busch Gardens
 - ▶ Lifting off at the Kennedy Space Center
-

Even with all that Orlando has to offer (and if you've read chapters 12–22, you know there's plenty), you may want to drive to the coast for a day to enjoy a change of pace, some sugary sand beaches, and warm waters. In addition to Florida's spectacular beaches, two places are worth going out of your way to visit: **Busch Gardens** in Tampa Bay and the **Kennedy Space Center** at Cape Canaveral. The first is a combination of **SeaWorld**, with its lush landscaping, relaxing atmosphere, and eco-educational themes (see Chapter 20), **Disney's Animal Kingdom**, with its array of African wildlife (see Chapter 15), and Universal's **Islands of Adventure's** heart-pounding thrill rides (see Chapter 19). Kennedy Space Center is a unique experience that you just can't get in Orlando (unless Disney starts developing a space-shuttle program, which would be a stretch, even for them).

Trekking to Busch Gardens

When this Tampa theme park grew out of a brewery in the '60s, the main (and only) attractions were a bird show and free beer. (Some people may be wondering, who could ask for anything more?) Both are alive and well, but Busch Gardens has grown into one of Florida's top theme parks, filled with coasters that can out-thrill even Universal Orlando, as well as wildlife, eco-educational themes, and landscaping that all give the park a unique and fascinating allure.

Getting there

If you're driving from Orlando, head west on I-4 to I-75. Go north on I-75 to Exit 265 (Fowler Ave./University of South Florida). Bear left on the exit ramp, and it will lead you directly onto Fowler Avenue. Proceed west on Fowler Avenue to McKinley Avenue. (McKinley Ave. is the first light past

DropBooks



the main entrance to the university.) Turn left on McKinley. Proceed south on McKinley to the parking lot and the main entrance to the park. Parking costs \$10 per day. The drive should take a little more than an hour, depending on traffic.

SeaWorld (see Chapter 20) and Busch Gardens in Tampa, both owned by Anheuser-Busch, have a shuttle service (☎ **800-221-1339**) that offers \$10 round-trip tickets to get you from Orlando to Tampa and back. The 1½- to 2-hour one-way shuttle runs daily and has five pickup locations in Orlando, including at Universal Orlando and on I-Drive (call for schedules, reservations, and pickup locations). The schedule allows about seven hours at Busch Gardens. The service is free if you have a five-park FlexTicket. For more about the FlexTicket, see “Admission options,” later in this chapter.

Most Orlando shuttle services will also take you to Busch Gardens. See Chapter 8 for details on the city’s shuttle companies.

Visitor information

You can get information in advance of your visit by calling ☎ **888-800-5447** or 813-987-5283, or heading online to the park’s excellent Web site (www.buschgardens.com). After you’re inside the park, you can obtain information from several visitor centers, or you can try the Expedition Africa Gift Shop. Be sure to grab a guide map of the park when you enter.

Busch Gardens is open daily, generally from 10 a.m. to 6 p.m. (though hours can range from 9 a.m.–9 p.m. during peak season). The park’s hours change seasonally, and seemingly on a whim, so be sure to confirm the hours for the day you’re going by either calling or checking the Web site before you depart.



You can get information, save a few dollars, and avoid waiting in long lines by buying your tickets to Busch Gardens at the privately owned **Tampa Bay Visitor Information Center**, opposite the park at 3601 E. Busch Blvd., at North Ednam Place (☎ **813-985-3601**; www.hometown.aol.com\tpabayinfoctr). Owner Jim Boggs worked for the park for 13 years and gives expert advice on how to get the most out of your visit.

Admission options

Busch Gardens has a number of admission schemes, though your options are usually limited to two as a day visitor:

- ✓ **One-day regular park admission** costs \$62 for adults, \$52 for kids 3 to 9; children younger than 3 are admitted free. Prices do not include the 7 percent sales tax.
- ✓ The **FlexTicket** is a multiday, multipark option that may work for you if you plan on visiting Universal Orlando or SeaWorld while in Orlando. The most economical way to see the various “other-than-Disney” parks, you pay one price to visit any of the participating



DropBooks

parks during a 14-day period. A five-park pass to **Universal Studios Florida, Islands of Adventure, Wet 'n Wild, SeaWorld, and Busch Gardens** is \$240 for adults and \$200 for kids. You can order the FlexTicket by calling ☎ **888-800-5447** or by going to www.buschgardens.com. (For more about the other FlexTicket parks, see Chapters 18 through 21.)

Busch Gardens occasionally runs other discount admissions specials and offers a host of other multiday and annual-pass selections (fun cards and the like). If you plan on spending more time in Tampa and want some more details on these options, call ☎ **888-800-5447** or 813-987-5283 or check the Web at www.buschgardens.com.

Seeing the park

Busch Gardens is older than Walt Disney World and, over the years, has managed to age quite well. This park has eight distinctive areas, each of which has its own theme, animals, live entertainment, thrill rides, kiddie attractions, dining, and shopping. A Skyride cable car soars over the park, offering a bird's-eye view of it all. Two things set Busch Gardens apart from its nearest rival (Disney's Animal Kingdom): its vast array of thrill rides (some of best in the country) and the accessibility of its wildlife.

Chasing thrills

Busch Gardens has six — count 'em, *six!* — roller coasters (and that doesn't include the flume and rapids rides) to keep your adrenaline pumping and stomach jumping. New to the collection is recently reintroduced **SheiKra**, and she's a doozie. The first of its kind in the Americas (and only the third in the world of its kind, though, of course, this one's higher and faster), this dive coaster hurtles you 90 degrees straight down at speeds reaching 70 mph and 4 Gs. If you manage to survive that, it's on to a rolling loop and a second 90-degree drop, plummeting you 138 feet through an underground tunnel. Other unexpected thrills await you throughout the three-minute adventure. As you may expect, *there is a height restriction of 54 inches to ride this one.*

Gwazi is a wooden wonder named for a fabled African lion with a tiger's head. This \$10-million ride slowly climbs to 90 feet, before turning, twisting, diving, and *va-rrrooommming* to speeds of 50 mph — enough to give you air time (also known as weightlessness). Fact is, these twin coasters, the **Lion** and the **Tiger**, provide 2 minutes and 20 seconds of thrills and chills, steep-banked curves, and bobsled maneuvers. At six points on the ride, you're certain you're going to slam the other coaster as you hit 3.5 Gs.



There's a *48-inch minimum height* for Gwazi, and the 15-inch seat is smaller than an airline seat, so it's a tight squeeze for thin folks and the next best thing to misery for larger models.

Busch's other four roller coasters are made of steel. **Kumba** (54-inch height minimum) is a 143-foot-high number that covers 4,000 feet of track at 60 mph and jerks you with sudden turns. **Montu** (54-inch height minimum) nudges your hair at speeds exceeding 60 mph while the G-force keeps you plastered to your seat. **Python** (48-inch height minimum) is a tad tamer, running through a double-spiraling corkscrew and a 70-foot plunge. **Scorpion** (42-inch height minimum) offers a high-speed 60-foot drop and 360-degree loop.

The park's water rides are welcome relief from the summer heat. **Tanganyika Tidal Wave** (48-inch height minimum) is a steep flume, while **Congo River Rapids** (42-inch height minimum) is similar to **Kali River Rapids** in **Animal Kingdom** (see Chapter 15).

Meeting animals and seeing shows

Busch Gardens has several thousand animals living in very naturalistic environments that continue the park's African theme. Most authentic is the 80-acre **Serengeti Plain**, strongly reminiscent of the real Serengeti of Tanzania and Kenya, upon which zebras, giraffes, and other animals graze. Unlike the animals on the real Serengeti, however, the grazing animals have nothing to fear from lions, hyenas, crocodiles, and other predators, which are confined to enclosures — as are hippos and elephants. Busch's critters have fewer places to hide and, therefore, are much easier to see than those at **Animal Kingdom** (see Chapter 15).

Twenty-six acres of the Serengeti Plain are devoted to free-roaming white rhinos. **Rhino Rally**, a Land Rover tour through the plains, takes up to 16 passengers on a very bumpy, seven-minute journey where the white rhinos, Asian elephants, cape buffaloes, alligators, antelopes, and other animals roam. There are, of course, a few catches along the way to make the ride a bit more exciting. If you can handle the bumps, it's a pretty good ride, and one of the few that's appropriate for almost all ages.

Nairobi's **Myombe Reserve** is home to gorillas; this area also has a baby-animal nursery, petting zoo, turtle and reptile displays, and an elephant exhibit.

In addition to the animals, your kids will love **Land of Dragons**, which has slides, a treehouse, and rides. Kids also like the sandy dig site at **King Tut's Tomb** and the friendly lorikeets of **Lory Landing**. **Pirates 4-D**, a 15-minute flick that replaced R.L. Stine's Haunted Lighthouse, is another family-friendly favorite. The high-seas comedic adventure combines sensory effects and 3-D film to entertain your pint-size pirates. At the Marrakesh Theater, the **Mirage Canteen** takes a step back in time, entertaining audiences with a lively 1940s-style Hollywood musical review.

And did I mention the **free beer** if you're 21 or older? This is an Anheuser-Busch park you know. You can sample their products at the Hospitality House.

Special tours and options

Although you get close to Busch Garden's predators, hippos, and elephants in their glass-walled enclosures with a regular admission, the only way to mingle with the grazers is on a tour. Here are the best the park offers (note that children must be at least 5 years old to participate in any of them):

- ✔ For an extra \$34 over the admission price, you can go on the 30-minute, guided **Serengeti Safari** tour, which features an extra-close look at — and a chance to feed — giraffes, gazelles, and more (from the back of a flatbed truck). If you're eager for a hands-on wildlife experience, the safari is worth the extra money. You can make reservations for the first tour of the day at the Expedition Africa Gift Shop or by calling ☎ **813-984-4043**, but the midday and afternoon tours are first-come, first-served. Kids must be older than 5 to participate.
- ✔ The five-hour **Guided Adventure Tour** gives you the safari, lunch, and front-of-the-line access at the shows and rides for \$95 (\$85 kids 3–9) above park admission. The **Elite Adventure Tour** includes everything the Guided Adventure Tour does, plus free parking (normally \$9), free bottled water on the tour, merchandise discounts, VIP seating at shows, and lunch, for \$199 per person plus park admission. If you want to participate, reserve in advance by calling ☎ **813-984-4043** or going to www.buschgardens.com.

Other tours include the **Animal Adventure Tour** (\$120), for an up-close experience with the park's wilder inhabitants; the **Sundowner Safari Tour** (\$40), an after-dark adventure (you must be at least 21); the **Saving a Species Tour** (\$45), an insider's look at the park's conservation efforts; **Keeper for a Day** (\$350), complete with 6½ hours of on-the-job training; and the **Thrill Seekers Tour** (\$75 adult, \$65 children 3–9), a must for coaster crazies.

Blasting Off to John F. Kennedy Space Center

Each time a space shuttle blasts into the heavens, people all over the world wish they could be astronauts. Heck — maybe you're one of them. You can live out your childhood fantasies at the Kennedy Space Center located on the Space Coast at Cape Canaveral.

Getting there

Though shuttles run from Orlando to Cape Canaveral, this area really demands a car in order to be seen properly. The center is an easy hour's drive from Orlando via the Beeline Expressway (Hwy. 528, a toll road). Take the S.R. 407 exit going to Kennedy Space Center (KSC) and Titusville, and continue on S.R. 407 until it dead-ends into S.R. 405. Turn right (east) onto S.R. 405 and follow the signs for Kennedy Space Center. You'll

travel approximately 9 miles on S.R. 405. The KSC Visitor Complex will be on your right. Parking is free.

DropBooks

Visitor Information

For information before you leave home, call ☎ **321-449-4444** or check out the center's Web site at www.kennedyspacecenter.com. For general information about the Space Coast, contact the **Florida Space Coast Office of Tourism/Brevard County Tourist Development Council** by calling ☎ **877-572-3224** or 321-868-1126, or by surfing the Web to www.space-coast.com.

The **Visitor Complex** is open daily from 9 a.m. to 6 p.m. and the **Astronaut Hall of Fame** is open daily from 10 a.m. to 7 p.m. (except Christmas and select launch days). Always call to confirm these hours before you set out for Cape Canaveral.

Admission options

A **Maximum Access Admission** pass includes admission to the Kennedy Space Center, several IMAX films, access to exhibits and shows, entrance to the Astronaut Hall of Fame, and a chance to ride in an interactive space simulator. It costs \$38 for adults and \$28 for kids 3 to 11. You can purchase this pass (and others) online at www.kennedyspacecenter.com.

You can also purchase Hall of Fame admission only for \$17 adult, \$13 children. A 12-month pass runs \$50 adult, \$35 children. The ATX, or Astronaut Training Experience (see "Special tours and options," later in this chapter), costs \$225.

Touring the center

Whether you're a space buff or not, you'll appreciate the sheer grandeur of the facilities and technological achievements displayed at NASA's primary space-launch facility. Highlights of the center include trips down memory lane and glances into the future of space exploration. You also explore the history of manned flights, beginning with the wild ride of the late Alan Shepard (1961) and Neil Armstrong's 1969 moonwalk. The Center also has dual 5½-story, 3-D IMAX theaters that reverberate with special effects. You'll need at least a full day to see and do everything here.

Begin your visit at the Kennedy Space Center Visitor Complex, which has real NASA rockets and the actual Mercury Mission Control Room from the 1960s. You'll find several hands-on activities for kids, including a chance to meet (even dine with) a real astronaut, as well as several dining venues and a shop selling a variety of space memorabilia and souvenirs. Because this privately operated complex has been undergoing an ambitious \$130-million renovation and expansion, check to see whether it has changed its tours and exhibits before visiting.



DropBooks

Bus tours of the complex (included with your admission) run continuously every 15 minutes beginning at 10 a.m. Plan to take the tour early in your visit and be sure to hit the restrooms before boarding the bus — there's only one out on the tour. You can get off at the LC-39 **Observation Cany**, which has a 360-degree view of shuttle launch pads; the **International Space Station Center**, where scientists and engineers prepare additions to the space station now in orbit; and the **Apollo/Saturn V Center**, which includes artifacts, photos, interactive exhibits, and the 363-foot-tall Saturn V rocket.

Don't miss the **Astronaut Memorial**, a moving black-granite monument that has the names of the U.S. astronauts who have died on missions or while in training. The 60-ton structure rotates on a track that follows the movement of the sun (on clear days, of course), causing the names to stand out above a brilliant reflection of the sky.

The **Astronaut Hall of Fame**, a separate attraction at the Kennedy Space Center Visitor Complex, includes displays, exhibits, and tributes to the heroes of the Mercury, Gemini, and Apollo space programs. There's also a collection of spacecraft, including a Mercury 7 capsule, a Gemini training capsule, and an Apollo 14 command module. And in the **G-Force Trainer** (in the **Astronaut Adventure Room**), guests can experience the pressure of four times the force of gravity, ride a rover across Mars, and land a space shuttle.

In 2007, the phrase “3-2-1-Blast Off!” took on new meaning as the **Shuttle Launch Experience**, a \$60-million space launch simulator, began voyaging to Earth's orbit. Duplicating the sights, sounds, and sensations of launching into space thanks to sophisticated motion technology, special-effects seats, and high-fidelity audiovisuals, astronauts-in-training will get the chance to experience the sensation of a real launch into space. Watch out Disney — this one's the real deal (almost)!



On launch days, the center is closed at least part of the day. Although launch days aren't good times to see the center, they're great occasions to observe history in the making. Schedules for launch tickets entitling you to admission to the center for the shortened operating hours, plus at least a two-hour excursion to NASA Parkway to see the liftoff, are available by calling ☎ **321-449-4444**. You must pick up tickets, available five days prior to the launch, on-site.

Special tours and options

The Kennedy Space Center offers a number of special programs and tours to visitors. Here are a few that will delight any wannabe astronauts or avid space buffs:

- ✓ The ultrapopular **Lunch with an Astronaut** program gives visitors the chance to enjoy an out-of-this-world experience: lunch with an actual astronaut. The opportunity is available at the center every day during lunch hours. Past participants have included John

DropBooks

Glenn, Jim Lovell, and Wally Schirra. Seating is limited, so be sure to reserve well in advance by calling ☎ **321-449-4400** or heading online to www.kennedyspacecenter.com. The program costs \$23 for adults and \$16 for kids 3 to 11 in addition to the cost of admission to the center.


- ✓ The **Cape Canaveral: Then and Now** tour includes a visit to the first launch sites, the Air Force Museum, and the Missile Museum. The tour costs \$22 for adults and \$16 for kids 3 to 11 in addition to the cost of admission to the center.
- ✓ On the 90-minute **NASA Up Close** tour, a space program expert guides you through the intricacies of the space shuttle program and gives you an up-close look at the space shuttle launch pads. The tour almost always sells out, so reserve in advance of your trip by calling ☎ **321-449-4400** or going online to www.kennedyspacecenter.com. The tour costs \$22 for adults and \$16 for kids 3 to 11, in addition to the cost of admission.
- ✓ For future space explorers, the **Astronaut Training Experience (ATX)** is a day-long interactive program including an orientation, mission briefing, and simulator training exercises. The program ends with a team shuttle mission from launch to landing in a full-scale space shuttle mock-up. A T-shirt, a class photo with a real astronaut, lunch, and a graduation ceremony are all part of the deal. Advance reservations are required because space is very limited. Due to the intensity of the experience, you must be at least 14 years old to participate; participants under 18 must be accompanied by a paying adult. The program costs \$225 and includes ATX gear and lunch.

Part VI

DropBooks Living It Up After Dark: Orlando Nightlife

The 5th Wave

By Rich Tennant



"Actually, they started out as just bickering pianos."

DropBooks

In this part . . .

Orlando's action used to literally rise and set with the sun, but that's hardly the case now. I tip my hat to you if you still have the energy for a nighttime adventure after a day in the parks. Whether you prefer rocking the night away, slow dancing until dawn, or dining while you watch pirates battle for treasure, you can liven up your evenings in Orlando, and this part of the book shows you how.

Chapter 24

DropBooks Taking In the Dinner Shows

In This Chapter

- ▶ Seeing Orlando's best dinner shows
 - ▶ Getting tickets for everything else
-

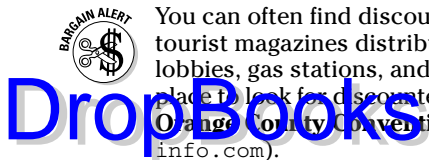
If a day at the theme parks isn't enough to satisfy your appetite for entertainment, Orlando's dinner theaters serve up a rather diverse menu of amusements to keep you entertained as you dine. In this chapter, I tell you about dinner shows where you can solve a "murder," follow the nonstop action on a pirate ship, or cheer on a knight at a medieval joust.

Getting the Inside Scoop on Orlando Dinner Theater

Orlando's busy dinner-show scene is far different from those you find in high-flying cultural centers such as Paris, New York, and London. Walt Disney World and Orlando feature family-oriented fun and fanfare rather than critically acclaimed dramatic performances. Most shows focus on entertaining the city's top VIPs: the kids. Expect action, adventure, and corny humor, all generally performed in a very loud stadium setting where the kids can scream to their hearts' content.

Did you ever notice that you never see dinner shows listed in the restaurant section? Ever wonder why? It's not the dinner you're going for. Eating adds its own ingredient of adventure to Orlando's dinner-theater experience. The fare is generally right off the rubber-chicken circuit. The meals usually consist of a choice of two or three generic entrees (often overcooked) and school lunch-caliber side dishes. This may very well explain why some theaters serve free wine and beer after you've been seated — to dull your palate before dinner is served.

The prices of the shows that I list in this section include your meal and the aforementioned wine and beer (soda is available, too) but not tax or tips, unless otherwise noted.




You can often find discount coupons to the dinner shows inside the tourist magazines distributed in the tourist information centers, hotel lobbies, gas stations, and sometimes on the listed Web sites. A good place to look for discounted tickets for the dinner theaters is the **Orlando/Orange County Convention & Visitors Bureau** Web site (www.orlando.info.com).



For all dinner shows, advance reservations are strongly recommended. And when it comes to **Walt Disney World** dinner shows, always, always, *always*, make an **Advanced Dining Reservation** (☎ 407-939-3463). (See Chapter 10 for more about Advanced Dining Reservations.) Disney's shows fill up fast, often months in advance for weekend performances and during peak vacation seasons and holidays. I've actually spent several days trying to make reservations (for the **Hoop-Dee-Do Musical Revue**), calling the very minute the phone lines opened (usually around 7 a.m.) about one year in advance and it took four days to finally get a reservation — and I didn't get the day or the time I would have liked.

Arabian Nights Kissimmee

If you're a horse fan, this show is a winner. It stars many of the most popular breeds, from chiseled Arabians to hard-driving quarter horses to beef-cake Belgians. They giddy-up through performances that include trick riding, chariot races, a little slapstick comedy, and bareback daredevils. The premise of the show is the elaborate wedding of the prince and princess — what wedding would be complete without an uninvited guest? — and so begins the adventure. Locals rate it number one among Orlando dinner shows. On most nights, the performance opens with a ground trainer working one-on-one with a black stallion. The dinner, served during the two-hour show, includes salad; a choice of New York strip steak, chopped steak, grilled chicken, chicken tenders, or veggie lasagna; vegetables; garlic mashed potatoes; rolls; and wedding cake for dessert. Special diets can be accommodated with advance notice. Unlimited beer, wine, or soda pop comes with the meal.



The Web site usually offers a discount on tickets purchased online.

See map p. 309. 6225 W. Irlo Bronson Memorial Hwy. (U.S. 192, east of I-4 at Exit 25A). ☎ 800-553-6116 or 407-239-9223. www.arabian-nights.com. Reservations recommended. Shows held daily, times vary. Admission: \$53–\$72 adults, \$29–\$45 kids 3–11. AE, DISC, MC, V. Stadium-style seating. Parking: Free.

Disney's Spirit of Aloha Show Walt Disney World

Although not quite as much in demand as the Hoop-Dee-Do Musical Revue, **Disney's Polynesian Resort** (see Chapter 9 for more about the hotel) presents a delightful two-hour show, which comes across like a big neighborhood party with island flair. The luau features Tahitian, Samoan, Hawaiian, and Polynesian singers, drummers, and dancers who entertain

DropBooks

you while you feast on a menu that includes tropical appetizers, Lanai-roasted chicken, pork ribs, sliced pineapple, Polynesian wild rice, Polynesian-style bread, South Seas vegetables, dessert, wine, beer, and other beverages. Kids can eat mac 'n' cheese, hot dogs, chicken nuggets, or Pizza Johny's pizza. The show takes place five nights a week in an open-air theater (dress for nighttime weather) with candlelit tables, red-flame lanterns, and tapa cloth paintings on the walls.



TIP You should make reservations at least 60 to 90 days in advance (you can make them up to 180 days in advance), especially during peak periods such as summer and holidays. Payment must be made in full at the time of the reservation, but you can cancel up to 48 hours prior to your scheduled show for a full refund.



As with the Hoop-Dee-Do Musical Revue, ticket prices for Disney's Spirit of Aloha Show are now based on seating — the closer you sit to the action on stage, the higher the price you'll pay.

See map p. 344. 1600 Seven Seas Dr. (at Disney's Polynesian Resort). ☎ 407-939-3463. www.disneyworld.com. Reservations required. Shows: Tues–Sat 5:15 and 8 p.m. Admission: Adults \$59, \$55, and \$51; kids 3–9 \$30, \$27, and \$26; prices include tax and tip. AE, DISC, MC, V. Table seating. Parking: Free.

Dolly Parton's Dixie Stampede Lake Buena Vista

What do you get when you combine 32 horses, a slew of talented riders and singers, and Dolly's family-friendly vision of the Civil War? A down-home battle of the North and South featuring corny jokes and plenty of audience interaction. You'll try to resist, but it'll win you over. Come early for entertainment by Gary, the original Electric Cowboy. The all-inclusive price includes soda, coffee, tea, beer, and wine (a two-drink limit on the alcoholic beverages), as well as a four-course, Southern-style meal (rotisserie chicken and barbecued pork or lasagna, corn on the cob, herb potato, and a turnover for dessert) — the creamed vegetable soup is surprisingly tasty. Be sure to take a gander at the horse stables after the show.

See map p. 309. 8251 Vineland Ave. (off I-4, next to the Orlando Premium Outlets). ☎ 866-443-4943. www.dixiestampede.com. Reservations required. Shows: 6:30 p.m.; an 8:30 p.m. show is sometimes added. A holiday version of the show runs during the Christmas holiday season. Admission: \$50 adults, \$22 kids 4–11. AE, DISC, MC, V. Stadium-style seating. Parking: Free.



Hoop-Dee-Do Musical Revue Walt Disney World

This show at Disney's **Fort Wilderness Resort & Campground** (see Chapter 9 for more about this hotel) is Disney's most popular, so make Advanced Dining Reservations as early as possible. The reward: You feast on a down-home, all-you-can-eat barbecue (fried chicken, smoked ribs, salad, corn on the cob, baked beans, bread, salad, strawberry shortcake, and your choice of coffee, tea, beer, wine, sangria, or soda), all served up

DropBooks

family-style in tin buckets. While you stuff yourself silly in Pioneer Hall, performers in 1890s garb lead you in a foot-stomping, hand-clapping high-energy show that includes plenty of jokes that you haven't heard since elementary school, but somehow seem just as funny now. The audience is quickly caught up in all the hoopla, and even the most skeptical find themselves having plenty of fun. Although the songs and skits are a bit corny, the talent is absolutely stellar.

If you catch one of the early shows, consider sticking around for the Electrical Water Pageant at 9:45 p.m., viewed from the Fort Wilderness Beach.



Audience participation is heavily encouraged, and the cast is more than happy to help you single out your friends.



Upon arriving at Fort Wilderness, you'll need to park in the guest lot and take the resort's internal bus system to Pioneer Hall where the show is held. Add at least an extra half-hour to your traveling time because of this.

You can make reservations up to 180 days in advance. Your travel dates will determine how far in advance to call; during holidays, spring break, and summer, make your reservations as early as possible. You have to pay the entire bill when making the reservation, but as long as you call at least 48 hours prior to the day of your reservation, you'll be refunded your entire payment if you find that you have to cancel.



A new tiered pricing system is now in place — the closer you sit to the action, the higher the price you'll pay. Seating in tier 1 is located on the first floor nearest the stage; seating in tier 2 is in the back half of the first floor and in the center of the balcony; seating in tier 3 is to the right and left sides on the balcony level. To be honest though, there's really not a bad seat in the house.

See map p. 344. 3520 N. Fort Wilderness Trail (at Disney's Fort Wilderness Resort & Campground). ☎ 407-939-3463. www.disneyworld.com. Reservations required. Shows: 5, 7:15, and 9:30 p.m. Admission: Adults \$59, \$55, and \$51; kids 3–9 \$30, \$27, and \$26; prices include tax and tip. AE, DISC, MC, V. Table seating. Parking: Free.

Makahiki Luau SeaWorld

SeaWorld's entry on the Orlando dinner circuit starts with the arrival of the tribal chief via boat, with a ceremonial progression leading the audience into a theater located in the **Seafire Inn** at the park's Waterfront district (see Chapter 20 for more about SeaWorld and the park's Waterfront district). Throughout the night, you experience the ancient customs, rhythmic music and dance, authentic costumes, and family-style dining on Polynesian-influenced cuisine that includes tropical fruit, mahimahi, sweet-and-sour pork, Hawaiian chicken, island stir-fried vegetables, fried rice, dessert, and beverages, including one free cocktail. My only complaint is that the ventilation in the theater wasn't adequate for all the smoke used during the show. At one point, sitting at one of the front tables,

I couldn't see anything, not even my food.

See map p. 297. 7007 SeaWorld Dr. (inside the Waterfront at SeaWorld). ☎ 800-327-2420. www.seaworld.com. Reservations required. Park admission not required. Shows 9:30 and 11:15 p.m.. Admission: \$46 adults, \$30 kids 3–9. AE, DISC, MC, V. Table seating. Parking: Free.

DropBooks

Medieval Times

Kissimmee

Orlando has one of eight Medieval Times shows in the United States and Canada. Inside, guests gorge themselves on garlic bread, barbecued spare ribs, herb-roasted chicken, vegetable soup, appetizers, herb-roasted potatoes, a pastry dessert, and beverages, including beer. But because this show is set in the 11th century, you eat with your fingers from metal plates while knights mounted on Andalusian horses run around the arena, jousting and clanging to please the fair maidens. Arrive 30 minutes early to allow time to tour the Medieval Village, a re-created Middle Ages settlement. There are plenty of opportunities to part with your cash, including photos and toys, so set your limits ahead of time, or the evening can wind up costing a bundle.

See map p. 309. 4510 W. Irlo Bronson Memorial Hwy. (U.S. Highway 192, 11 miles east of the main WDW entrance, next to Wal-Mart). ☎ 800-229-8300 or 407-396-1518. www.medievaltimes.com. Reservations recommended. Shows nightly, times vary. Admission: \$55 adults, \$35 kids 3–11. AE, DISC, MC, VISA. Stadium-style seating. Parking: Free.



MurderWatch Mystery Theatre

Lake Buena Vista

Mystery lovers rejoice! The game's afoot every Saturday night at this all-you-can-eat buffet, which offers beef, chicken, fish, and a separate children's buffet while diners try to solve a mystery. The proceedings take place in Baskerville's restaurant, which has 19th-century Edwardian décor and houses a Sherlock Holmes museum. This somewhat sophisticated offering is one of the city's best.

See map p. 309. 1850 Hotel Plaza Blvd., in the Grosvenor Resort Hotel. (Turn west off Hwy. 535 onto Hotel Plaza Blvd.; it's close to Downtown Disney Marketplace.) ☎ 800-624-4109 or 407-827-6534. www.murderwatch.com. Reservations recommended. Shows: Sat 6 p.m. Admission: \$40 adults, \$11 kids 3–9. AE, DISC, MC, V. Table seating. Parking: Free.

Pirate's Dinner Adventure

International Drive Area

The special-effects show at this theater includes a full-size ship in a 300,000-gallon lagoon, circus-style aerial acts, a lot of music, plenty of swordfights by swashbuckling pirates, and a little drama. Dinner includes an appetizer buffet with the preshow, followed by a choice of roast chicken,

DropBooks

roast pork, or lobster and shrimp, with rice, vegetables, dessert, and coffee. After the show, you're invited to the Buccaneer Bash dance party where you can mingle with cast members. This show gets somewhat mixed reviews; the more favorable come from kids with an affinity for pirates and sword fights (of which there are plenty). The arena is smaller than some of the others in the area, which makes it a slightly friendlier experience overall.

See map p. 309. 6400 Carrier Dr. (From Disney, take I-4 to Sand Lake Rd., go east to International Dr., and then north to Carrier.) ☎ 800-866-2469 or 407-248-0590. www.orlandopirates.com. Reservations recommended. Showtimes vary. Admission: \$56 adults, \$36 kids 3–11; prices include tax. AE, DC, DISC, MC, V. Stadium-style seating. Parking: Free.

Sleuths Mystery Dinner Shows International Drive Area

While catering more to an adult crowd (though two special afternoon versions for kids are available), the mysteries solved here are absolutely hilarious whodunits. In a small, intimate theater, guests are seated around small tables while enjoying the show. After some of the characters serve hot and cold hors d'oeuvres to guests, the show begins. Dinner is served between acts and includes a choice of Cornish game hen, herb stuffing, baked potato, vegetables, and cranberry sauce; prime rib (for an additional \$3) with baked potato and vegetables; or four-cheese lasagna (with or without meat), vegetables, and garlic bread. You also get dessert and unlimited beer, wine, and soft drinks. Guests are encouraged to discuss the clues to solve the murder. The more the audience participates (which often seems directly related to the amount of alcohol they consume), the more amusing the show can be. Eleven unique mysteries keep guests coming back for more.



Discounts are often available online, as well as in many of the tourist publications.

See map p. 309. 8267 International Dr. (Take I-4 East to Exit 75A, and turn right at the light onto Universal Blvd. Sleuth's is 1 mile down on the right in the Goodings Plaza.) ☎ 800-393-1985 or 407-363-1985. www.sleuths.com. Reservations recommended. Showtimes vary with between 1 and 4 shows offered daily. Admission: \$49 adults, \$24 kids. AE, DISC, MC, V. Table seating. Parking: Free.

Getting Information and Tickets for Other Events

For evening entertainment other than the dinner shows, dozens of rock, rap, jazz, pop, country, blues, and folk stars are in town during any given week in Orlando. You can find schedules in the **Orlando Sentinel's** Calendar section, published every Friday and available online at www.orlandosentinel.com. The **Orlando Weekly's** Calendar section

(www.orlandoweekly.com) is another good source of information for live-music events, including club schedules.

DropBooks

DropBooks is the key reservations player for most major events in Orlando, including concerts, shows, and professional sports events. If you know of an event that's happening while you're in town, check first with your hometown Ticketmaster outlet to find out whether it sells tickets for the event. (If you live as close as Miami or Atlanta, it probably does.) Otherwise, call the Ticketmaster outlet in Orlando at ☎ **877-803-7073** or 407-839-3900, or go to its Web site at www.ticketmaster.com.

You can also get additional event information and can often order tickets from the **Orlando/Orange County Convention & Visitors Bureau** (☎ **407-363-5872**; www.orlandoinfo.com).



Chapter 25

Drop Books Hitting the Clubs and Bars

In This Chapter

- ▶ Rockin' the night away at Walt Disney World
- ▶ Cruising the clubs at Universal's CityWalk
- ▶ Exploring hot spots inside Orlando's hotels
- ▶ Finding a few more places to party

Although Orlando has a reputation as a daylight destination, its nighttime offerings continue to grow as fun-seekers aren't ready to call it quits after a day at the parks.

Clubs such as **Mannequins Dance Palace** at **Pleasure Island** and the **House of Blues** on **Disney's West Side** rock well into the wee hours. **Universal Orlando's CityWalk** entertainment district features nightspots such as **the groove** and **CityJazz**.



A few of the clubs that I list in this chapter are open to anyone 18 or older, but remember that the minimum drinking age in Florida is 21, and the clubs will check your ID.

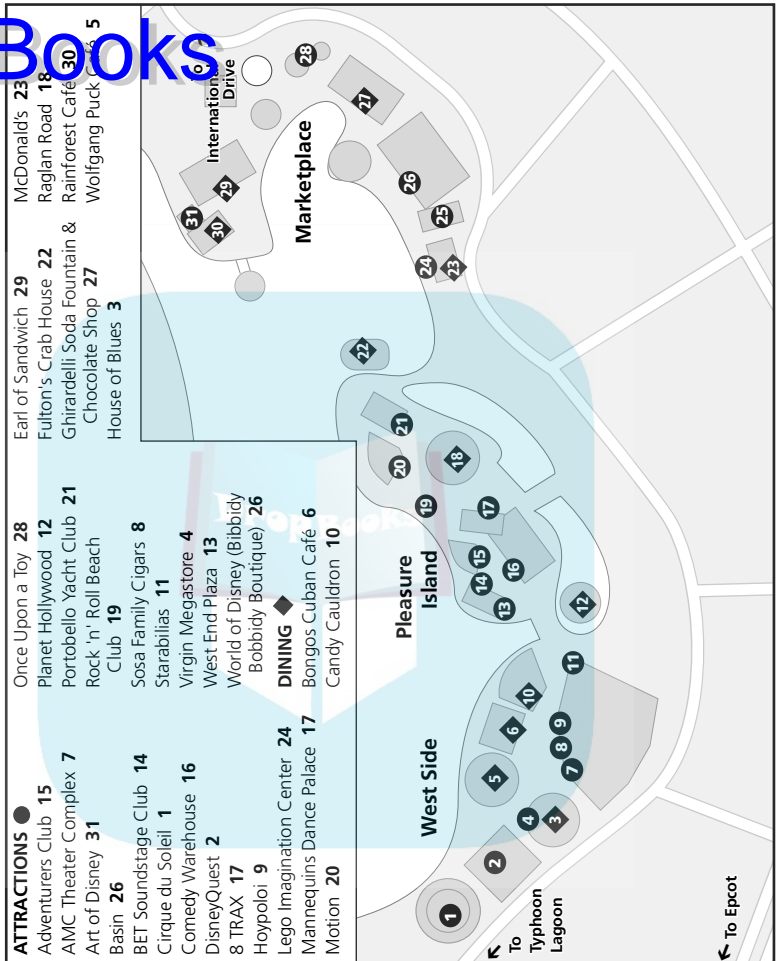
Enjoying the Pleasures of Pleasure Island

This 6-acre entertainment district is the home of several clubs, bars, and restaurants. You can enter the complex for free if you just want to take in the ambience but you don't plan to enter any of the clubs. Admission to a single club (you can choose from all but the **Comedy Warehouse** and **Adventurers Club**) is \$12, including tax. A multi-club pass that allows you to hop from club to club is \$23 plus tax. (If you purchase the **Water Park Fun & More Option**, you can choose admission to Pleasure Island's clubs as part of the package — see Chapter 11 for information on Disney's admission passes.) Self-parking is free. For information on Pleasure Island, call ☎ **407-939-2648** or check out Disney's Web site at www.disneyworld.com.



Pleasure Island clubs strictly enforce the recently revised 21 and over age requirement — so if you plan to party at Pleasure Island, bring along your ID (and be at least 21). The **Adventurers Club** and the **Comedy Warehouse** remain exceptions to the rule — but kids under 18 are required to be accompanied by an adult.

DropBooks



The island is designed to look like an abandoned waterfront industrial district with clubs in its lofts and warehouses. But the streets are decorated with brightly colored lights and balloons, giving it a carnivalesque feel. After the clubs open, loud music blasts, a few scantily clad dancers gyrate on outdoor stages, and alcohol is served on the streets. I wouldn't suggest bringing along the kids too late into the evening (or even at all), as much of the partying is right in the streets — with crowds wandering (sometimes not so steadily) about.

Mannequins Dance Palace is Pleasure Island's main event. It's a high-energy club with a big, rotating dance floor. Just watching the inebriated

DropBooks

trying to get on and off the spinning surface can be an evening's worth of entertainment. Because it's a local favorite, the club is hard to get into, so arrive early, especially on weekends. Three levels of bars and mixing tables are adorned with elaborately dressed mannequins. The DJ plays contemporary tunes loud enough to wake the dead.

Adventurers Club is a multistory building that, according to WDW legend, was designed to be the library and archaeological trophy room for Pleasure Island founder and explorer, Merriweather Adam Pleasure, who was lost at sea in 1941. The club is decorated with early aviation photos, hunting trophies, and a mounted yakoose — a half-yak, half-moose that speaks, regardless of whether you're drinking. Also on hand are Pleasure's zany band of globetrotting friends and servants, played by skilled actors who interact with guests while staying in character. Improvisational comedy and cabaret shows are performed in the library. You can easily hang out here all night, sipping potent tropical drinks in the library or the bar, where elephant-foot barstools rise and sink mysteriously.

If you're a fan of the BET Cable Network, you'll probably love **BET Soundstage Club** (☎ 407-934-7666), which offers traditional R&B and the rhyme of hip-hop, with the occasional Latin-music night thrown in. You can dance on an expansive floor or kick back on an outdoor terrace. Cover charge for the Soundstage is included in the Pleasure Island single-day ticket, except for major concerts.

A very talented troupe — the **Who, What and Warehouse Players** — is the main event at the **Comedy Warehouse**. The group performs 45-minute improvisational shows based on audience suggestions. It does five shows a night. Remember that you're in Disney, so the comedy here is pretty much squeaky clean.

Patent leather and polyester rule at **8 Trax**, a 1970s-style disco where 50 TV screens air diverse shows and videos over the dance floor. A DJ plays everything from "YMCA" to "The Hustle." Some nights he may even dig into the music of the '80s for a few dance gems.

If your taste in live music runs more to the Top-40 and rock genres, the **Rock 'n' Roll Beach Club** will satisfy your needs.

Pleasure Island's **Motion**, tries hard to be hip and trendy but still features a mix of Top-40 tunes and alternative rock. It's a hyperactive club that appeals to the T-shirt-and-sneakers theme-park crowd. Moody blue lighting makes you believe you're dancing the night away in deep space, but the effect is more like . . . well, a cool dance floor.

Exploring Downtown Disney's West Side

Immediately adjacent to Pleasure Island, Disney's West Side is a district where you'll find clubs, restaurants, and **DisneyQuest** (see Chapter 16).



DropBooks

Singer Gloria Estefan and her husband, Emilio, created **Bongos Cuban Café** (☎ 407-828-0999; www.bongoscubancafe.com), an eatery/nightspot where a Desi Arnaz look-alike may show up to croon a few tunes. The upbeat salsa music makes this place noisy, so flee to the patio or upstairs if you want privacy. All in all, this isn't one of Florida's better Cuban restaurants, so you're better off coming for the atmosphere rather than the food (which will run you from \$10–\$26). Bongos is open daily from 11 a.m. to 2 a.m. and doesn't take reservations. You can find plenty of free self-parking.



Cirque du Soleil isn't your ordinary circus. It doesn't have any lions, tigers, or bears. But you won't feel cheated. This "Circus of the Sun" is nonstop energy. The eye-popping *La Nouba* (derived from the French for "to live it up"), set in a custom-built, state-of-the-art theater, is a Fellini-style amalgam of live music, dance, theater, and acrobatics that will have your jaw dropping in no time at all. Highlights include a cyclist who does things with a bicycle that would make an X-Gamer jealous, a spectacular coordinated trampoline performance, and a pint-size troupe of Chinese acrobats who do tricks with *diabolos* (Chinese yo-yos) that bring the house down. I rank this one just beneath Las Vegas's *Mystère*, though the comedic interludes in this production are the best of all the permanent Cirque shows. Though *La Nouba* is a ton of fun, it's also one of the priciest shows in town, so you need to decide if your budget can take the hit. Ticket prices vary according to location (don't feel you must spend extra for the expensive seats — nearly every spot in the theater offers a good view) and range from \$63 to \$112 for adults, and \$50 to \$90 for children ages 3 to 9 (plus 6.5 percent sales tax). Shows are usually at 6 p.m. and 9 p.m. Tuesdays through Saturdays, though the show is dark six weeks each year. Occasional matinees are on offer, so call ahead (☎ 407-939-7600) or check the show's Web site (www.cirquedusoleil.com) for information and tickets.

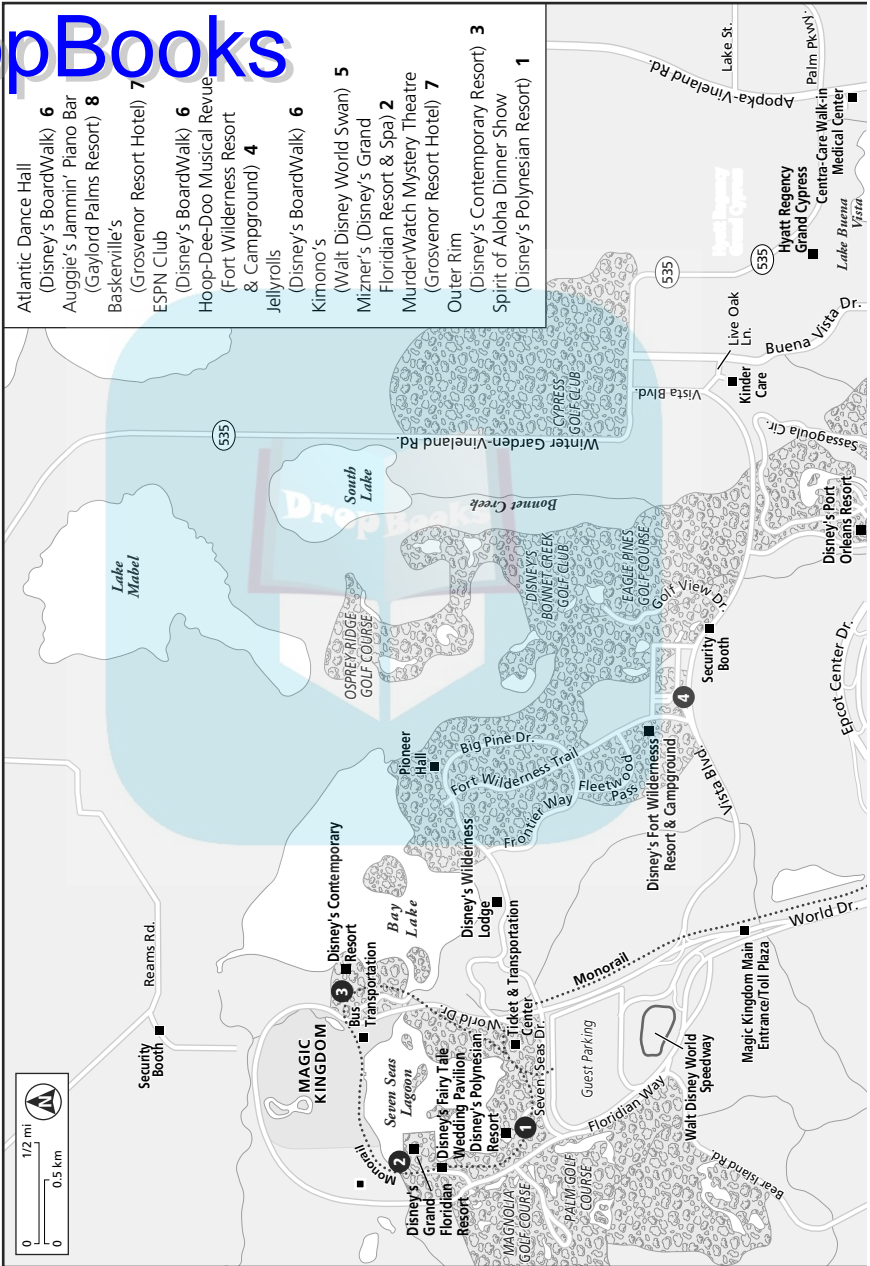


Plus-size guests may find the seating at the Cirque du Soleil show a bit narrow, so request a folding chair upon arrival.

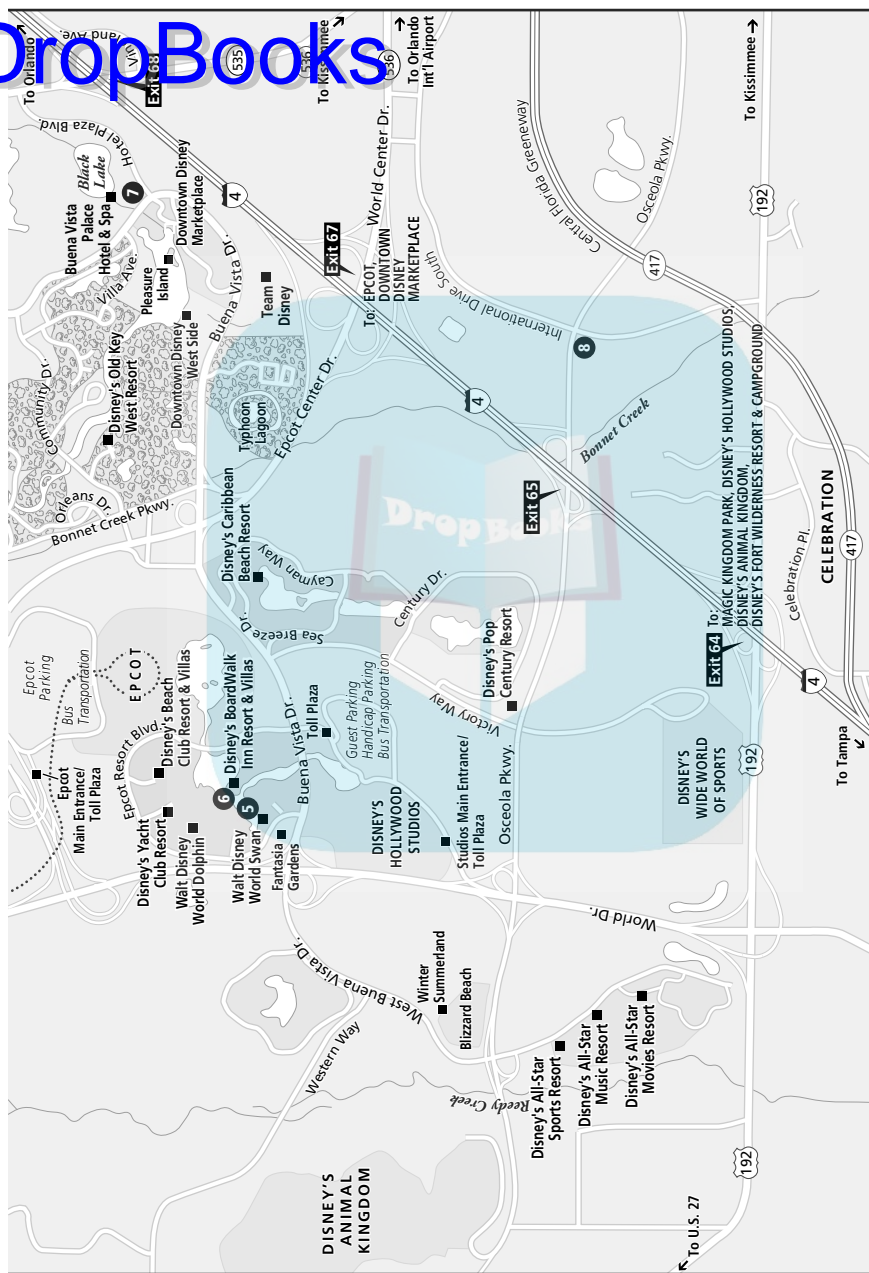
The rafters in the **House of Blues** literally shake with rhythm and blues. The House is decorated with folk art, buttons, and bottle caps, and the patio has a view of the bay. If you like spicy food, offerings such as gumbo and jambalaya (\$5.95–\$19) are respectable. Sunday's **Gospel Brunch** (\$33 adults, \$16 kids 3–12) has foot-stomping music served with decent food (omelets, prime rib, smoked catfish, cheese grits, and chicken jambalaya among other assorted items). Brunch is the only time you can make reservations. Guests dining before attending a show that night are often eligible for early admission, which is handy during the general-admission shows. Ask your server for details, call ☎ 407-934-2583, or go to www.hob.com. House of Blues is open daily from 11 a.m. to 2 a.m. and offers free self-parking.

Walt Disney World Nightlife

DropBooks



DropBooks



Strolling Along Disney's BoardWalk



Part of the same-named resort (see Chapter 9), the BoardWalk is home to several clubs and restaurants and is a great place for strolling and people watching. Street performers sing, dance, juggle, and make a little magic most evenings. It has something of a midway atmosphere reminiscent of Atlantic City's heyday. Following are three standout options here:

- ✓ **Atlantic Dance Hall** features Top 40 and '80s dance hits Tuesdays through Saturdays. It's open to everyone 21 and older from 9 p.m. to 2 a.m., and admission is free.
- ✓ The rustic, saloon-style **Jellyrolls** offers dueling pianos. Strictly for the over-21 set, it's open daily from 7 p.m. to 2 a.m. There's a \$10 cover.
- ✓ If you need a game fix, **ESPN Club** has 100 TV screens (there are even a few inside the bathrooms!), a full-service bar, food, and a small arcade, all without a cover charge. It's *the* sports mecca in town.

You can get information on all the spots listed here by calling ☎ 407-939-3463 or going to www.disneyworld.com.

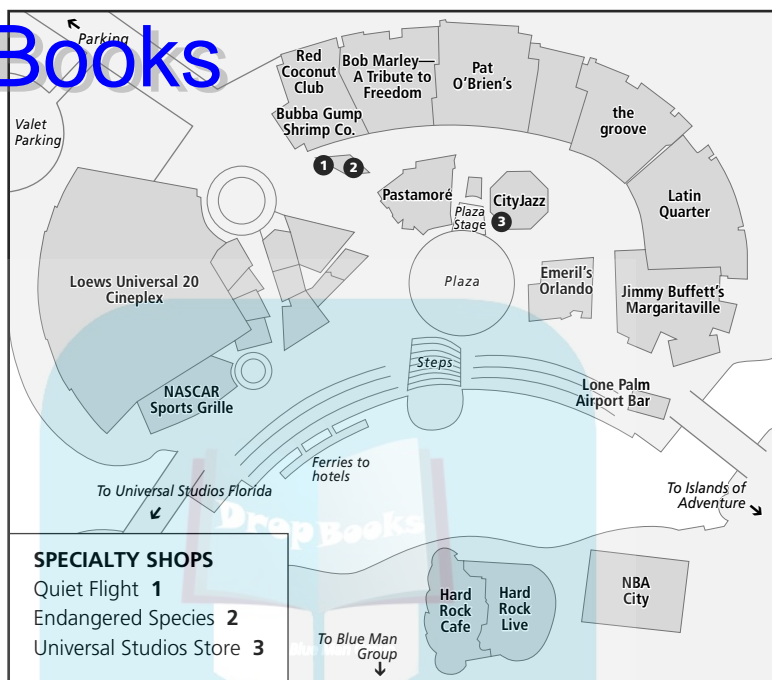
Dancing the Night Away at CityWalk

Universal's answer to Pleasure Island is a two-level collection of clubs and restaurants located between its two theme parks (Universal Studios Florida and Islands of Adventure). **CityWalk** (☎ 407-363-8000; www.universalorlando.com or www.citywalk.com) is open from 11 a.m. to 2 a.m. daily. Although no admission is charged, several clubs have cover charges after 5 or 6 p.m. and sometimes as late as 8 or 9 p.m. CityWalk also offers **party passes**. A pass to all clubs is \$12 plus tax; for \$15 plus tax, you get a movie at **Universal Cineplex** (☎ 407-354-5998). Universal also offers free club access to those who buy multiday theme-park tickets (see Chapters 18–19). Daytime parking in the Universal Orlando garages costs \$11, but parking is free after 6 p.m.

Bob Marley—A Tribute to Freedom (☎ 407-224-3663) has architecture said to replicate Marley's home in Kingston, Jamaica. Local and national reggae bands perform frequently. Light Jamaican fare is served under umbrellas. The club is open daily from 4 p.m. to 2 a.m. There's a cover of \$7 after 8 p.m.; cover prices increase for concerts on special nights. You must be 21 or older after 9 p.m.

CityJazz (☎ 407-224-2189) has a cover charge that includes the **Downbeat Jazz Hall of Fame** (with memorabilia from Louis Armstrong, Ella Fitzgerald, and other greats) and the **Thelonious Monk Institute of Jazz**, a performance venue that's also the site of jazz workshops. You can browse through 500 pieces of memorabilia marching through Dixieland,

DropBooks



swing, bebop, and modern jazz. Nationally acclaimed acts perform frequently. Thursday through Saturday, the club occasionally hosts national and local comics via special **Bonkers Comedy Club** shows. On the food side, look for tapas, sushi, and lamb chops. It's open Sunday through Thursday from 8 p.m. to 1 a.m. and Friday and Saturday from 7 p.m. to 2 a.m. Cover charge is \$7 (more for special events). You must be 18 to enter.

CityWalk's answer to Pleasure Island's Mannequins Dance Palace is **the groove** (☎ 407-363-8000); it's not as crowded here, except on the occasional all-ages teen night, when you'll want to stay as far away from the place as possible. The sound system is loud, and the dance floor is in a room gleaming with chrome. Music-wise, the groove features hip-hop, jazz fusion, techno, and alternative. A DJ plays tunes on nights when recording artists aren't booked. Each of the club's three color-themed lounges has a bar and a specialty drink to fit its ambience. You must be at least 21 to enter (except for the special teen events), and it will cost you a cover charge of \$7. The club is open from 9 p.m. to 2 a.m., sometimes later.



CityWalk's **Hard Rock Cafe** is the largest in the world, and the adjoining **Hard Rock Live** (**☎ 407-351-5483**; www.hardrock.com) is the first concert hall bearing the name. The cafe also has a free exhibit area, where you can browse through displays of rock memorabilia, including the platform shoes and feather jumpsuits of KISS. Concert charges vary by act, and MTV often films concert specials here. The cafe is open daily from 11 a.m. to midnight.

Flip-flops and flowered shirts equal **Jimmy Buffett's Margaritaville** (**☎ 407-224-2155**; www.margaritavilleorlando.com). Tunes are piped through the building during the daytime, with a Jimmy sound-alike strumming on the back porch around dusk. Inside, there's nightly live entertainment, though nothing extraordinary. Bar-wise, you have three options: The Volcano erupts (I'm not kidding) killer margaritas; the Land Shark has fins swimming around the ceiling; and the 12 Volt, is, well, a little electrifying. The menu screams "Key West!" It includes Cheeseburgers in Paradise, mahimahi, and Key lime pie. See Chapter 10 for more information on the food front. Margaritaville is open from 11:30 a.m. to 2 a.m., and there's a \$7 cover after 10 p.m.



Head over to the **Red Coconut Club** (**☎ 407-224-3663**), CityWalk's new two-story cocktail lounge and you can sip martinis under the stars. An outdoor balcony offers the perfect spot to sit and sip exotic concoctions while indoors offers a more intimate (though somewhat louder) setting. Martinis, an extensive wine list, and gourmet appetizers will keep you going all night long. Live music and DJs crank the tunes out daily. The Red Coconut is open Sunday through Wednesday from 7 p.m. to 2 a.m., Friday and Saturday 6 p.m. to 2 a.m., and there's a \$7 cover charge after 9 p.m.

The two-level **Latin Quarter** (**☎ 407-224-3663**) restaurant/club offers you a chance to absorb the salsa-and-samba culture and cuisine of 21 Latin nations. It's filled with the music of the merengue and the mambo, with a little Latin rock thrown in for good measure. The sound system is loud enough to blow you into the next county. The club is open daily from 4 to 10 p.m.

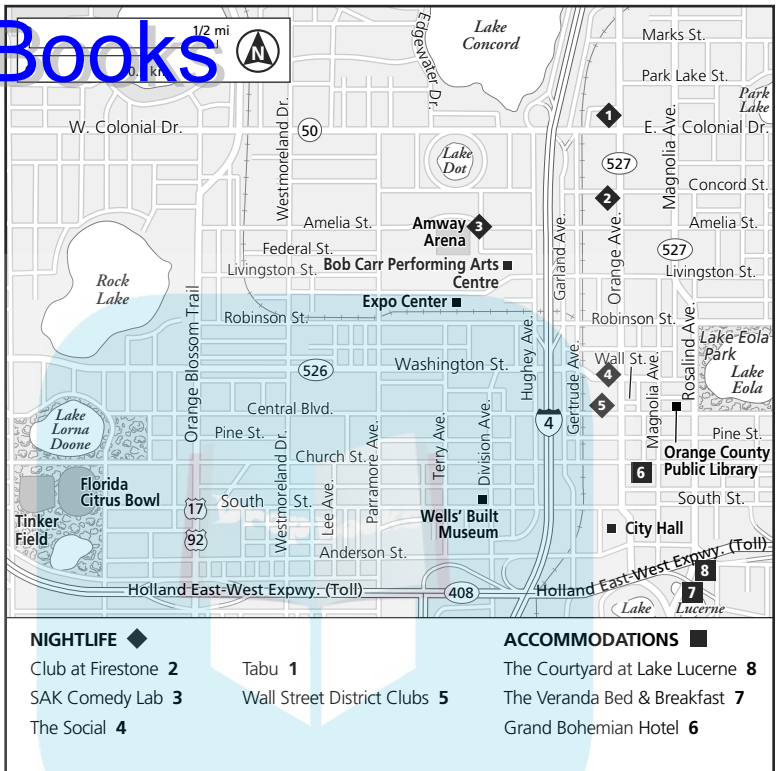
Guessing the focus of a place that has a one-page food menu and a booklet filled with drinks doesn't take a genius. Just like the French Quarter's version, drinking is the highlight at **Pat O'Brien's** (**☎ 407-363-8000**). You can enjoy dueling pianos and a flame-throwing fountain while you suck down the signature drink — the Hurricane. No one younger than 21 is permitted after 9 p.m. Pat O'Brien's offers a limited menu of sandwiches, snacks, and treats like jambalaya and shrimp Creole, which sets you back \$8 to \$10. Hours are 4 p.m. to 2 a.m.

Locating the Best Hotel Lounges

Some of Orlando's best nightlife is located in its hotels. Even the locals head to the resort areas for fun after dark. If you're staying at one of the

Downtown Orlando

DropBooks



places listed here, you can do an evening on the town without ever getting behind the wheel. None of the following charges a cover.

Todd English's bluezoo bar at the Walt Disney World Dolphin (☎ 407-934-1111; www.thebluezoo.com) serves up classic cocktails in a hip and chic atmosphere. At Disney's Grand Floridian (☎ 407-824-3000), a pianist and band alternate playing time from 3 to 9:45 p.m. in the lobby. **Outer Rim** at the Contemporary Resort (☎ 407-824-1000) is a trendy nightspot and close to the monorail. **Kimono's** sushi bar in the Walt Disney World Swan (☎ 407-934-3000) offers karaoke after 8:30 p.m.

Baskerville's in the Grosvenor Resort Hotel (☎ 407-827-6534) offers a solve-it-yourself mystery dinner show on Saturdays at 6 and 9 p.m. (\$40 adults, \$11 kids 3-9). Nearby, **Moriarty's Pub** features English ales to go along with darts or billiards. **Auggie's Jammin' Piano Bar** offers dueling pianos at 9 p.m. nightly at the Gaylord Palms (☎ 407-586-0000). Sit back and relax (in velvet chairs, I might add) at the **Velvet Lounge** at the Hard

Rock Hotel (☎ 407-503-3700), where you can down cocktails while surrounded by rock-'n'-roll memorabilia and music.

DropBooks

Exploring Orlando's Other Hot Spots

Downtown Orlando is home to a number of clubs and bars offering a vibrant nightlife. Here's my list of favorites:

- ✓ **Club at Firestone**, 578 N. Orange Ave. (☎ 407-872-0066; www.clubfirestone.com), is home to a revolving list of parties that take place each day of the week. It continuously books some of the best DJs in the dance-music scene to spin, especially on Saturday nights. The cover ranges from free to \$15, depending on the event. It's open daily from 8 p.m. to 2 a.m.
- ✓ Locals perform at the 200-seat **SAK Comedy Lab**, 380 W. Amelia St. (☎ 407-648-0001; www.sak.com), which offers several performances weekly. Favorite acts include **Duel of Fools**, where two teams face off in improvised scenes based on suggestions from the audience, and **Lab Rats**, where students play in improv formats. Admission costs \$5 to \$13. Shows usually are Tuesday and Wednesday at 9 p.m. and Thursday through Saturday at 8 and 10 p.m.
- ✓ The best spot in town for live music, **The Social**, 54 N. Orange Ave. (☎ 407-246-1419; www.thesocial.org), offers an eclectic mix that changes dramatically from night to night. You're just as likely to hear an urban groove as the next big punk band on the airwaves. A \$5 to \$10 cover is charged for those 18 and older; national act covers vary. It's open daily from 8 p.m. to 2 a.m.
- ✓ **Tabu Nightclub**, 46 N. Orange Ave. (☎ 407-648-8363; www.tabunightclub.com), is one of the city's hottest see-and-be-seen spots. The Art Deco club boasts three dance floors and something of an attitude. DJs spin hip-hop records and live bands provide additional music; the club also hosts theme nights. A private lounge for VIPs means you may see a famous face or two. Leave the denim at home, though — the club's upscale dress code is strictly enforced. Cover is \$5 to \$12 on most nights. It's open Tuesday through Sunday from 10 p.m. to 2 a.m.
- ✓ A handful of downtown hot spots are clustered in the Wall Street district. **Chillers**, **Big Belly Brewery**, and **Lattitudes** (☎ 407-939-4270), offer three very different experiences all in a single building. The trio of clubs is geared to the young adult crowd with an atmosphere that's very casual. **Wall St. Plaza** (www.wallstplaza.net) is home to a wide variety of clubs including the **Globe** (☎ 407-849-9904), a European patio cafe; **Slingapours** (☎ 407-849-9904), a dance club with an indoor and outdoor patio for relaxing; **Waitiki** (☎ 407-849-0471), a retro Tiki lounge and restaurant; and the **Monkey Bar** (☎ 407-849-0471), a hip martini lounge and cocktail bar. Hours and cover charges vary, so call ahead.

DropBooks Part VII

The Part of Tens

The 5th Wave

By Rich Tennant



DropBooks

In this part . . .

Ah, tradition. The Part of Tens chapters are to *For Dummies* books what noisemakers and silly hats are to New Year's Eve — an integral part of the experience. In this part of the book, I feed you plenty of useful and fun information that I think is especially handy, such as budget attractions that can stretch your dollars and fun ways to keep active when you're not at the theme parks.

Chapter 26

Drop (Not Quite) Ten Cheap Alternatives to the Theme Parks

In This Chapter

- ▶ Spending some time at a museum
- ▶ Strolling through a real park
- ▶ Taking a leisurely boat tour

It may shock you to learn that there are things to see and do in this city beyond Mickey, Shamu, and Shrek. I discuss some of the city's smaller but still-popular attractions in Chapter 21, but here are some hidden gems, where you can dodge the enormous crowds, save a few dollars, and still have a great time while others are waiting in line or emptying their wallets at the big parks.

Audubon Center for Birds of Prey

This bird sanctuary — one of the largest rehabilitation centers in the Southeast — has treated more than 8,000 raptors and released more than 3,500 of them back into the wild since opening in 1979. It flies under the radar of most tourists, making it a great place to get to know the winged wonders (eagles, owls, hawks, and other raptors) that earn their keep by entertaining those who do visit. It's a wonderful place for nature lovers and kids who love getting up close with the feathered residents.

The center is at 1101 Audubon Way, Maitland. (Take I-4 to Lee Rd./Exit 46 and exit right; turn left at the first light [Wymore Rd.], and turn right at the next light [Kennedy Blvd.]. Continue a half-mile to East Avenue, turn left, and go to the stop sign at Audubon Way. Turn left, and the center is on the right.) Call ☎ **407-644-0190**, or visit www.audubonofflorida.org/who_centers_CBOP.html for more information. The center accepts donations: \$5 adults, \$4 children 3 to 12. Visitor hours are Tuesday through Sunday from 10 a.m. to 4 p.m.

Central Florida Zoo

DropBooks

The animal collection at the Central Florida Zoo includes a number of endangered species including beautiful clouded leopards and cheetahs. In addition to a lovable hippopotamus named Geraldine, you can also meet black howler monkeys, siamangs, American crocodiles, a Gila monster, hyacinth macaws, bald eagles, and dozens of other species. The latest additions to the park include a puma enclosure, a rare king vulture exhibit, and an Australian exhibit featuring kangaroos and emus.

The park is located 20 to 30 minutes from Orlando at 3755 N. U.S. 17/92 in Sanford. (Take I-4 Exit 104, and follow the signs to the zoo.) Call ☎ **407-323-4450** for more information or visit www.centralflorida-zoo.org on the Web. Admission is \$9.95 for adults, \$7.95 for seniors 60 and older, and \$5.95 for kids 3 to 12 (children younger than 3 are free). Strollers are available for rent at a cost of \$3 or \$6, depending on the type. The park is open daily from 9 a.m. to 5 p.m. and closes only on Thanksgiving and Christmas.

Charles Hosmer Morse Museum of American Art

Louis Comfort Tiffany is in the spotlight at the Charles Hosmer Morse Museum of American Art, and if you're a fan of the artist, a stop here is a must. This museum, founded in 1942, has 40 vibrantly colored windows and 21 paintings by the master artist. In addition, there are non-Tiffany windows ranging from creations by Frank Lloyd Wright to the works of 15th-century German masters. Also, look for leaded lamps by Tiffany and Emile Gallè; paintings by John Singer Sargent and Maxfield Parrish; jewelry designed by Tiffany, Lalique, and Fabergé; and Art Nouveau furnishings.

The museum is at 445 Park Ave. N., in Winter Park. (Take the I-4 Fairbanks Avenue exit east to Park Avenue, and then go left and through four traffic lights.) Call ☎ **407-645-5311** or 407-645-5324 (a telephone recording) for more details, or check online at www.morsemuseum.org. Admission is \$3 for adults, \$1 for students 12 to 17; kids younger than 12 are free. The museum is open Tuesday through Thursday and Saturday from 9:30 a.m. to 4 p.m., Friday and Sunday from 1 to 4 p.m. Between September and May, the museum remains open until 8 p.m. on Fridays, with free admission after 4 p.m.

Cornell Fine Arts Museum

This showplace has 6,000 works on display (European and American paintings, sculpture, and decorative art), making it one of Florida's most

distinguished and comprehensive art collections. The museum also conducts lectures and gallery-talk walks.

The museum is located at the east end of Holt Avenue on the Rollins College campus in Winter Park. (Take I-4 Exit 45/Fairbanks Ave. east to Park; turn right, and then left on Holt.) Admission is \$5 for adults; free for students with current ID. The museum is open Tuesday through Saturday from 10 a.m. to 5 p.m., Sundays from 1 to 5 p.m. Parking is free with validation. Call ☎ **407-646-2526** or visit www.rollins.edu/cfam for more information.

Eatonville and the Zora Neale Hurston National Museum of Fine Arts

America's oldest black municipality is located just north of Orlando. Eatonville is the birthplace of Zora Neale Hurston — a too-little heralded, African-American author. The best time to visit is in January during the city's annual festival honoring her and her work. A small gallery on the site displays periodically changing exhibits of art and other work, and you can grab a map for a walking tour of the community, established in 1887.

The museum is at 227 E. Kennedy Blvd., Eatonville. (Take I-4 to Exit 46 and make a quick left onto Lee Rd., then left on Wymore, and then right on Kennedy. It's a quarter-mile down the road on the left.) Call ☎ **800-972-3310** or 407-647-3307, or visit www.zoranealehurston.cc for more information. The museum accepts donations as admission and is open Monday through Friday from 9 a.m. to 4 p.m.

Lake Eola Park

This quiet hideaway in downtown Orlando offers the city's skyline as a backdrop. The 43-acre park has a walking and jogging path, a playground, and swan-shaped paddleboats for rent if you want to take a quiet ride across the 23-acre lake. You can relax and feed the swans, birds, and fish (in certain areas only). There's also a small cafe. A variety of performances happen throughout the year, most of which are free. The **Orlando Shakespeare Theater** (Apr to early May) costs \$10 to \$30 nightly. Call ☎ **407-447-1700** or head online to www.orlandoshakes.org for more information about the festival.

The park is located at Washington Street and Rosalind Avenue, Orlando. (Take I-4 to Anderson St., exit right, and turn left at the fourth light [Rosalind]. The amphitheater is on the right.) Call ☎ **407-246-2827** or check online at www.ci.orlando.fl.us/cys/recreation/lake_eola.htm for more information about the park and details on scheduled performances. Admission is free, and the park is open daily during daylight hours, sometimes later.

Lakeridge Winery and Vineyards

DropBooks

The Lakeridge Winery and Vineyards produces some of Florida's more interesting wines. Tours include a look behind the scenes at the working vineyard and winery, a video presentation, and, of course, tastings. The winery is at 19239 U.S. 27, Clermont. (Take U.S. 192 west of the WDW parks to U.S. 27, turn right, and go 25 miles north.) Call ☎ **800-768-9463** or visit www.lakeridgewinery.com for more information.

Tours and tastings are offered from 10 a.m. to 5 p.m. Monday through Saturday, and from 11 a.m. to 5 p.m. on Sunday. Admission is free. Special and seasonal events are offered throughout the year. Admission is free for most events; select events cost \$2.

The Peabody Ducks

One of the best shows in town is short, but sweet — and free. The posh Peabody Orlando hotel's five mallards march into the lobby each morning, accompanied by John Philip Sousa's "King Cotton March" and their own red-coated duck master. They get to spend the day splashing in a marble fountain. Then, in the afternoon, they march back to the elevator and up to their fourth-floor "penthouse."

The hotel is at 9801 International Dr. (between the Beeline Expressway and Sand Lake Rd.). Call ☎ **800-732-2639** or 407-352-4000 for more information. Admission is free, and the ducks march daily at 11 a.m. and 5 p.m.

Winter Park Scenic Boat Tour

This peaceful water voyage has been operating since 1938. The narrated, one-hour cruises showcase the area's beautiful lakes and canals, Rollins College, Kraft Azalea Gardens, and a number of historic mansions. Native wildlife, including cranes and alligators, may also make an appearance.

The boat tour launches from 312 E. Morse Blvd., Winter Park. Call ☎ **407-644-4056** or check out www.scenicboattours.com for additional information about the tour. Admission is \$10 for adults and \$5 for children ages 2 to 11; kids younger than 2 are free. Weather permitting, the tours run daily, except Christmas, every hour from 10 a.m. to 4 p.m.

Chapter 27

Drop Books Top Recreational Activities in Orlando

In This Chapter

- ▶ Enjoying water-related activities
 - ▶ Getting land-based exercise
-

Want some exercise other than pounding theme-park pavement? Walt Disney World and the surrounding areas offer plenty of recreational jaunts to keep even the most active people busy. The majority of these activities are most convenient for guests of Disney's resorts and official hotels, but many of the area's other resorts offer comprehensive facilities as well. The facilities I describe in this chapter are open to the public, regardless of where you're staying. For further information, call ☎ **407-939-7529** or visit www.disneyworld.com, hover over "More Magic," and then click "Other Recreation."

Biking

Bike rentals (single- and multispeed bikes for adults, tandems, surreys, and children's bikes) are available from the **Bike Barn** (☎ **407-824-2742**) at **Fort Wilderness Resort & Campground**. Fort Wilderness has extensive and well-kept bike trails. Rates run \$8 per hour, \$22 per day (surrey bikes are \$18–\$22 per half-hour). You can also rent bicycles with training wheels and baby seats. Helmets are available at no additional charge.

Boating

Along with a ton of man-made lakes and lagoons, WDW owns a navy of pleasure boats. **Cap'n Jack's** at **Downtown Disney** rents Sea Raycers by Sea Ray and canopy boats (\$24–\$27 per half-hour). For information, call ☎ **407-828-2204**.

DropBooks

Fishing

The **Bike Barn at Fort Wilderness Resort & Campground** (☎ 407-824-2742) rents canoes and paddleboats (\$6.50 per half-hour), canopy boats (\$27 per half-hour), Sea Raycers (\$24 per half-hour), small sailboats (\$25–\$30 per hour), and pontoon boats (\$42 per half-hour).

Disney offers a variety of fishing excursions (catch and release only) on various Disney lakes, including Bay Lake and Seven Seas Lagoon. The lakes are stocked, so you may catch something, but true anglers probably won't find it much of a challenge. You can arrange special B.A.S.S. (Bass Anglers Sportsman Society) fishing excursions 24 hours to 14 days in advance by calling ☎ 407-939-2277 or 407-939-7529. A license isn't required. The fee is \$200 to \$235 for up to five people for two hours, \$405 for up to five people for four hours, \$100 for each additional hour, including refreshments, gear, guide, and tax. Kids can get in on the action as well: General B.A.S.S. tours are available for children ages 6 to 12 at a cost of \$28 per child for an hour excursion.



Here's a less expensive alternative: Rent fishing poles at the **Bike Barn** (☎ 407-824-2742; \$6 per hour or \$10 per day, bait \$3.50–\$3.65) to fish in the **Fort Wilderness** canals. A license isn't necessary.

Golf

Walt Disney World operates five 18-hole, par-72 golf courses and one 9-hole, par-36 walking course. All are open to the public and offer pro shops, equipment rentals, and instruction. The rates are \$79 to \$165 per 18-hole round for resort guests (\$10 more if you're not staying at a WDW property). Rates depend on the course, the season, and the time of day you play. Twilight specials (for play after the hours of either 3 p.m. or 5 p.m.) are often available. For tee times and information, call ☎ 407-939-4653 up to 60 days in advance (up to 90 days for Disney-resort and official-property guests). Call ☎ 407-934-7639 for information about golf packages. (For more detail about each of the Disney courses, see Chapter 16.)



Beyond Mickey's shadow, **Celebration Golf Club** (☎ 888-275-2918 or 407-566-4653; www.celebrationgolf.com) has an 18-hole regulation course (greens fees are \$69–\$129, depending on the day and season) and a 3-hole junior course for 5- to 9-year-olds. Florida and Celebration residents play for lower fees. **ChampionsGate Golf Club** (☎ 407-787-4653; www.championsgatgolf.com), offers 36 holes designed by Greg Norman; greens fees will set you back from \$55 to \$172.

Golf magazine recognized the 45 holes designed by Jack Nicklaus at the **Villas of Grand Cypress** resort as among the best in the nation. Tee times begin at 8 a.m. daily. Special rates are available for children under

18. For information, call ☎ **407-239-1909**, or check online at www.grandcypress.com. Greens fees run \$120 to \$175 for guests, \$180 to \$250 for nonguests, depending on the season. Lessons are available and run \$125 to \$175 per hour.

Relative newcomers worth noting include **Shingle Creek Golf Club** and the **Brad Brewer Golf Academy** (☎ **866-966-9933** or 407-966-9933; www.shinglecreekgolf.com), both located at the Rosen Shingle Creek Resort; the **Legacy, Independence, and Tradition** golf courses, as well as the **ANNIKA Academy**, all at the Reunion Resort & Club (☎ **888-418-9610** or 407-662-1000); and the **Ritz-Carlton Golf Club** (☎ **407-393-4906**) and **Grande Pines Golf Club** (☎ **407-239-6909**), both located at the **Grande Lakes Orlando** and offering the only golf caddie concierge program around to make your game all it can be.

Golfpac (☎ **800-486-0948** or 407-260-8989; www.golfpacorlando.com) is an organization that packages golf vacations with accommodations and other features and prearranges tee times at more than 40 Orlando-area courses. The earlier you call (months, if possible), the better your options. **Tee Times USA** (☎ **888-465-3356**; www.teetimesusa.com) and **Florida Golfing** (☎ **866-833-2663**; www.floridagolfing.com) are two other companies that couple course and package information with a reservations service.

Horseback Riding

Disney's Fort Wilderness Resort & Campground offers 45-minute, scenic, guided-tour trail rides six times a day. The cost is \$42 per person. Children must be at least 9-years-old, and the maximum weight limit is 250 pounds. For information and reservations up to 30 days in advance, call ☎ **407-824-2832**.

The **Villas of Grand Cypress** opens its equestrian center to outsiders. You can go on a 45-minute, walk-trot trail ride (four times daily) for \$45 (group) to \$85 (private). A 30-minute private lesson is \$55; a one-hour lesson is \$100. Call ☎ **800-835-7377** or 407-239-1938, or surf over to www.grandcypress.com.

Jogging

Many Disney resorts have scenic jogging trails. For example, the **Yacht Club** and **Beach Club** resorts share a 2-mile trail; the **Caribbean Beach Resort's** 1.4-mile promenade circles a lake; **Port Orleans Resort** has a 1.7-mile riverfront trail; and **Fort Wilderness's** tree-shaded 2.3-mile jogging path has exercise stations about every quarter-mile. Pick up a jogging-trail map at any Disney property's Guest Relations desk.

Surfing

DropBooks

The creative minds at Disney have added a way for you to find out how to catch a wave and “hang ten” at the **Typhoon Lagoon** water park. (See Chapter 16 for the park listing.) Tuesdays, Wednesdays, and Fridays, instructors from **Carroll’s Cocoa Beach Surfing School** (☎ 407-939-7529) show up for an early-bird session in the namesake lagoon, which has a wave machine capable of 8-footers. The 2½-hour session is held before the park opens to the general public. It’s limited to 14 people. Minimum age is 8. The \$140 cost doesn’t include park admission, which you must pay if you want to hang around after the lesson.



If you’re staying at WDW and don’t have a rental car, note that you can’t use the Disney Transportation system to get to the park for the 7:30 a.m. start time of the lessons; the buses don’t operate that early.

Ron Jon Surfpark, scheduled to open in mid-2008 at Festival Bay (at the northernmost end of International Drive), promises to be the coolest place to catch a wave inland. Three separate pools — the Big Pool, the Boogie Pool, and the Beginners Pool — ensure everyone can hang ten here. Lessons and equipment rentals are available. Surf over to www.ronjons.com for the most up-to-date information.

Swimming

Orlando is home to an amazing number and variety of swimming pools. Whiling away the heat of the afternoon at a pool is a great way to recharge your batteries and cool off after a morning of pounding the pavement at the parks. Keep in mind, however, that you won’t be the only one to think that an afternoon retreat is a good idea — at times, the pools can seem as crowded as the parks.

Tennis

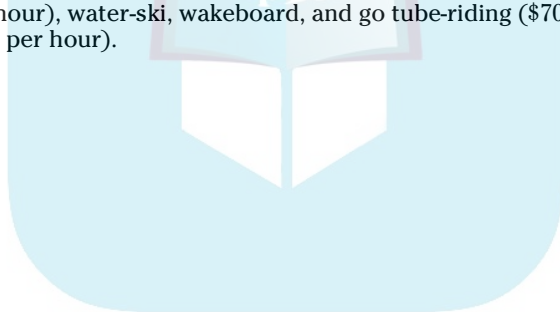
Twenty-six lighted tennis courts are scattered throughout the Disney properties (including ten at **Disney’s Wide World of Sports Complex**). Most are free and available to resort guests on a first-come, first-served basis. The **Racquet Club** at the Contemporary Resort has six clay courts (here reservations are required and court time runs \$8 an hour), all lighted for evening play, and offers lessons (\$75 per hour private, \$15 for a group clinic). Call ☎ 407-939-7529 to make reservations or for more information.

Water-skiing and Wakeboarding

DropBooks

You can wakeboard and water-ski at the **Sammy Duvall's Watersports Center** at Disney's Contemporary Resort (☎ **407-939-0754**; www.sammyduvall.com), which costs \$155 per hour. Parasailing is available as well; for a single rider, the cost is \$95, tandem runs \$160.

You can snorkel at **Typhoon Lagoon** (see Chapter 16). Scuba-diving is available at Epcot's **DiveQuest** at the Seas with Nemo & Friends Pavilion (see Chapter 13). Outside Disney, you can get some time behind a boat or at the end of an overhead cable at the **Orlando Watersports Complex**, which has lights for nighttime thrill-seekers. The complex is located close to Orlando International Airport at 8615 Florida Rock Rd. Prices for skiing (including lessons) begin at about \$22 an hour for a cable and \$50 for a half-hour behind a boat. The complex offers a number of specials and discounts aimed at kids and families — call ☎ **407-251-3100** or check the Web site at www.orlandowatersports.com to find out what's being offered during the time of your visit. Rental fees run from \$2 to \$45, depending on equipment and duration of rental. Another good option is **Buena Vista Watersports** (☎ **407-239-6939**; www.bvwatersports.com), where the setting is far more inviting, and its location is closer to all the action. You can rent a Sea-Doo (\$50 per half-hour, \$90 per hour), water-ski, wakeboard, and go tube-riding (\$70 per half-hour, \$130 per hour).



Appendix

DropBooks Quick Concierge

Fast Facts

AAA

American Automobile Association members can get general information, maps, and optimum driving directions, as well as book vacation packages by calling ☎ 800-222-1134 or going to www.aaa.com.

Area Code

The main area code for Orlando is **407**, although calls to the **321** area code are often considered local as well. **Note:** When calling within Orlando, you must always dial the full ten-digit phone number (including the area code), even if you're trying to get the store right across the street.

ATMs

Machines honoring the Cirrus (☎ 800-424-7787; www.mastercard.com), PLUS (☎ 800-843-7587; www.visa.com), and STAR (www.star.com) ATM networks are common in all of Orlando's theme parks. (See Chapters 12–15 and 18–20 for locations.) They're also found in most banks, and at some shopping centers and convenience stores. (See Chapter 4 for more details on using an ATM in Orlando.)

Baby Sitters

Many Orlando hotels, including all Disney resorts, offer baby-sitting services, usually from an outside service such as Kids Nite Out (☎ 800-696-8105 or 407-828-0920; www.kidsniteout.com), or All About Kids (☎ 800-728-6506 or 407-812-9300; www.all-about-kids.com). Child-care

rates usually run somewhere between \$10 and \$15 per hour for the first child and \$2 to \$3 per additional child, per hour, with an additional transportation fee of \$10. Several of Walt Disney World's more expensive resorts also have child-care centers that cater to kids ages 4 to 12. If you'd like to take advantage of the kids' programs and enjoy a few hours off, advance reservations are a must; call ☎ 407-939-3463. All three Universal Orlando resorts offer similar services.

Business Hours

Theme-park operating hours vary depending on the time of year and the day of the week. Although most open at 8 or 9 a.m. and close at 6 or 7 p.m., you should call or check a park's Web site for its most current schedule before arriving. Other businesses are generally open from 9 a.m. to 5 p.m., Monday through Friday. Bars are usually open until 2 a.m., with some after-hours clubs staying open into the wee hours of the morning (though the alcohol stops flowing at 2 a.m.).

Camera Repair

All Disney theme parks have a photo shop where you can get minor camera repairs or pick up an extra battery (check for locations in the park guide maps you get upon entering). For more serious repair work, try Southern Photo Technical Service, 606 Virginia Dr. (☎ 407-896-0322; www.spts-orlando.com).

Convention Center

Orlando's Orange County Convention Center (☎ 800-345-9845 or 407-685-9800; www.occonventioncenter.com) is located at 1800 International Dr.

Credit Cards

Call the following emergency numbers if you lose your card or your wallet is stolen: American Express, ☎ 800-221-7282; MasterCard, ☎ 800-307-7309 or 636-722-7111; Visa, ☎ 800-847-2911 or 410-581-9994. For other credit cards, call the toll-free number directory at ☎ 800-555-1212.

Doctors and Dentists

For minor problems that occur during a theme-park visit (blisters, allergic reactions), visit the park's first aid center; these are noted on the park maps you pick up when you enter. Disney offers in-room medical service 24 hours a day by calling ☎ 407-238-2000. Doctors on Call Service (☎ 407-399-3627) makes house and room calls in most of the Orlando area. Centra-Care has several walk-in clinics listed in the Yellow Pages, including ones on Vineland Road near Universal Orlando (☎ 407-351-6682), at Lake Buena Vista near Disney (☎ 407-934-2273), and in Kissimmee near Disney (☎ 407-397-7032). After Hours Pediatrics (☎ 407-827-7113), located in Lake Buena Vista, offers urgent care for children and young adults (up to age 21). There's also a 24-hour, toll-free number for the Poison Control Center (☎ 800-282-3171). To find a dentist, call Dental Referral Service (☎ 800-235-4111; www.dentalreferral.com). Folks there can direct you to the nearest dentist who meets your needs. Phones are staffed weekdays from 10 a.m. to 7 p.m. Check the Yellow Pages for 24-hour emergency services.

Emergencies

Florida uses ☎ 911 as the emergency number for police, fire departments,

ambulances, and other critical needs. If you have a cellphone and need urgent help, dial ☎ *FHP for the Florida Highway Patrol.

For less-urgent requests, call ☎ 800-647-9284, a hot line sponsored by the Florida Tourism Industry Marketing Corporation, the state tourism promotion board. With operators speaking more than 100 languages, this service can provide general directions and help with lost travel papers and credit cards, medical emergencies, accidents, money transfers, airline confirmation, and much more.

Hospitals

Sand Lake Hospital, 9400 Turkey Lake Rd. (☎ 407-351-8550), is about 2 miles south of Sand Lake Road. From the WDW area, take I-4 to the Sand Lake Road exit, turn left off the exit ramp onto Sand Lake Road, and make a left on Turkey Lake Road. The hospital is 2 miles on your right. The Florida Hospital, 400 Celebration Place (☎ 407-764-4000), is located near the tourist area of Kissimmee just off of U.S. 192 not far from Disney. Take U.S. 192 East and turn right onto Celebration Place; the hospital is about a half-mile up on your left.

Information

To get local telephone information, call ☎ 411.

For local tourism information, see the "Where to Get More Information" section at the end of the Quick Concierge.

Internet Access and Cybercafes

Orlando doesn't have too many cybercafes (you're supposed to be having fun in the theme parks!), and the ones it does have are generally far from the tourist zones. At Walt Disney World, there is an Internet cafe inside DisneyQuest (see Chapter 16), and you can also send e-mail at Innoventions in

DropBooks

Epcot (see Chapter 13), though you have to pay the park admission fees to use the Web terminals. Pay phones with touch-screen displays offering Internet access have been installed at locations throughout WDW; you can access your e-mail for 25¢ a minute with a four-minute minimum.

If you're traveling with your laptop, you'll be glad to know that most Orlando hotels offer in-room dataports, and many offer high-speed Internet access (ask about access fees when booking your room) with an increasing number offering Wi-Fi in public areas (again, be sure to ask about access fees). Check with your hotel for the most up-to-date information as to what type of service it currently offers and what it charges to use the service. Disney offers high-speed Internet access to guests at all its resorts, limited Wi-Fi access is available at select resorts, and all Universal Orlando resorts offer high-speed Internet access.

Liquor Laws

Florida's liquor laws are pretty straightforward. You must be 21 to buy or consume alcohol. Alcohol is sold in supermarkets and liquor stores daily from 9 a.m. to 2 a.m. It's served at bars and restaurants from 11 a.m. to 2 a.m. Some places that serve liquor allow you to enter if you're younger than 21, but most won't let you sit at the bar.

Note: No liquor is served in the Magic Kingdom at Walt Disney World. Alcoholic drinks are available, however, at the other Disney parks and are quite evident at Universal Orlando's parks (even more so at its seasonal celebrations).

Maps

AAA (see "AAA," earlier in this Quick Concierge) and other auto clubs generally provide good maps (to members), as do many Orlando rental car agencies. The Orlando/Orange County Convention & Visitors Bureau, VISIT FLORIDA (Florida's

official tourist bureau), and the Kissimmee Visitors Bureau all offer an array of area maps (which can be sent via U.S. mail upon request or picked up locally).

Pharmacies

There are 24-hour Walgreens stores at 8050 International Dr. (☎ 407-352-7071) and 5935 W. Irlo Bronson Memorial Hwy./U.S. 192 (☎ 407-396-1006). Many other locations near tourist areas can be found by checking the local phone directory or logging on to www.walgreens.com.

Post Office

The post office most convenient to Disney and Universal is at 10450 Turkey Lake Rd. (☎ 800-275-8777). It's open Monday through Friday from 8 a.m. to 7 p.m., Saturday from 9 a.m. to 5 p.m. Additionally, there is a post office located at 12133 Apopka-Vineland (☎ 800-275-8777 or 407-238-0223), close to Downtown Disney.

Restrooms

You won't find any public restrooms on the streets in Orlando, but you can usually find one in a bar, restaurant, hotel, museum, department store, convenience store, attraction, fast food eatery, or service station — and it'll probably be clean. (You may have to purchase something to gain entrance, because many of these places reserve their restrooms for patrons only.) All the major theme parks have an abundance of clean restrooms, many of which also have baby-changing facilities (all are clearly marked on the guide maps you get upon entering the park).

Safety

Don't let the aura of Mickey Mouse allow you to lower your guard. Orlando has a crime rate that's comparable to other major U.S. cities. Stay alert and remain aware of your immediate surroundings. Keeping your valuables in a safe-deposit

box (inquire at your hotel's front desk) is a good idea, although many hotels are equipped with in-room safes. Keep a close eye on your valuables when you're in a public place such as a restaurant, theater, or airport terminal. Renting a locker is always preferable to leaving your valuables in the trunk of your car, even in the theme-park lots. Be cautious and avoid carrying large amounts of cash, especially if you're carrying a backpack or fanny pack, which thieves can easily access while you're standing in line for a ride or show. If you're renting a car, carefully read the safety instructions that the rental company provides. Never stop in a dark or unpopulated area. Remember that children should never ride in the front seat of a car equipped with air bags and those age 3 and younger must be in a child safety seat; those ages 4 and 5 must either be in a safety seat or booster seat or be wearing a seatbelt.

Smoking

Restaurant space and hotel rooms for smokers are evaporating in Orlando. Disney doesn't sell tobacco, and there are precious few "you can smoke here" areas scattered about their hotels (which are now smoke free) and theme parks. And don't expect to light up over dinner. Florida bans smoking in public workplaces, including restaurants and bars that serve food. Stand-alone bars that serve virtually no food and designated smoking rooms in hotels are exempt.

Taxes

Expect to add 11 percent or 12 percent to room rates, up to 25 percent on rental cars, and 6.5 percent to 7 percent (the rate depends on the county you happen to be in) on most everything else — except groceries and health supplies or medical services.

Taxis

Yellow Cab (☎ 407-422-2222) and Ace Metro (☎ 407-855-1111) are among the

cab companies serving the area. Rates run as high as \$3.25 for the first mile, \$1.75 per mile or higher thereafter.

Time Zone

Orlando is on eastern standard time from late fall until mid-spring, and on eastern daylight time (one hour later) the rest of the year. That means that when both of Mickey's gloved hands are on 12 noon in Orlando, it's 7 a.m. in Honolulu, 8 a.m. in Anchorage, 9 a.m. in Vancouver and Los Angeles, 11 a.m. in Winnipeg and New Orleans, and 5 p.m. in London.

Transit Info

Lynx (☎ 407-841-5969; www.golynx.com) bus stops are marked with a paw print. The buses serve Disney, Universal, and International Drive (\$1.50 for adults, 75¢ for seniors and kids enrolled in K–12 with valid school ID), but they're not particularly tourist-friendly. The International Drive area has the I-Ride Trolley (☎ 407-248-9590; www.iritrolley.com). The Main Line and Green Line stops include most of I-Drive from SeaWorld on the south end to Prime Outlets Orlando on the north. Trolleys run about every 20 minutes with 77 stops along the Main Line and about every 30 minutes with 26 stops along the Green Line. It runs from 8 a.m. to 10:30 p.m. (\$1 for adults, 25¢ for seniors, free for kids younger than 12 with a paying adult; one-day and multiday passes are also available; exact change is required) and is a good way to avoid I-Drive's dreadfully heavy traffic.

Weather

Call ☎ 321-255-0212 to get forecasts from the National Weather Service. When the phone picks up, punch in 412 from a touch-tone phone, and you'll get the Orlando forecast. Also check the Weather Channel if you have cable television or go to its Web site at www.weather.com.

Toll-Free Numbers and Web Sites

DropBooks

Airlines

Air Canada
☎ 888-247-2262
www.aircanada.ca

AirTran Airways
☎ 800-247-8726
www.airtran.com

Alaska Airlines
☎ 800-426-0333
www.alaskaair.com

American Airlines
☎ 800-433-7300
www.aa.com

America West Airlines
☎ 800-428-4322
www.usairways.com

ATA Airlines
☎ 800-225-2995
www.ata.com

Continental Airlines
☎ 800-525-0280
www.continental.com

Delta Air Lines
☎ 800-221-1212
www.delta.com

Frontier Airlines
☎ 800-432-1359
www.frontierairlines.com

Hawaiian Airlines
☎ 800-367-5320
www.hawaiianair.com

Jet Blue Airlines
☎ 800-538-2583
www.jetblue.com

Northwest Airlines
☎ 800-225-2525
www.nwa.com

Southwest Airlines
☎ 800-435-9792
www.southwest.com

Spirit Airlines
☎ 800-772-7117
www.spiritair.com

Ted Airlines
☎ 800-225-5833
www.flyted.com

United Airlines
☎ 800-241-6522
www.ual.com

US Airways
☎ 800-428-4322
www.usairways.com

Major car rental agencies

Alamo
☎ 800-327-9633
www.alamo.com

Avis
☎ 800-331-1212 in the continental United States
☎ 800-879-3847 in Canada
www.avis.com

Budget
☎ 800-527-0700
www.budget.com

Dollar
☎ 800-800-4000
www.dollar.com

Enterprise
☎ 800-325-8007
www.enterprise.com

Hertz
☎ 800-654-3131
www.hertz.com

National

☎ 800-227-7368

www.nationalcar.com

Payless

☎ 800-729-5377

www.paylesscarrental.com

Thrifty

☎ 800-367-2277

www.thrifty.com

Major hotel and motel chains**AmeriSuites**

☎ 800-833-1516

www.amerisuites.com

Baymont Inns & Suites

☎ 877-229-6668

www.baymontinns.com

Best Western International

☎ 800-780-7234

www.bestwestern.com

Clarion Hotels

☎ 877-424-6423

www.choicehotels.com

Comfort Inns

☎ 877-424-6423

www.choicehotels.com

Courtyard by Marriott

☎ 888-236-2427

www.courtyard.com

Days Inn

☎ 800-329-7466

www.daysinn.com

Doubletree Hotels

☎ 800-222-8733

www.doubletree.com

Econo Lodges

☎ 877-424-6423

www.choicehotels.com

Embassy Suites

☎ 800-362-2779

www.embassy-suites.com

Fairfield Inn by Marriott

☎ 800-228-2800

www.fairfieldinn.com

Hampton Inn

☎ 800-426-7866

www.hamptoninn.com

Hilton Hotels

☎ 800-445-8667

www.hilton.com

Holiday Inn

☎ 888-890-0245

www.holidayinn.com

Howard Johnson

☎ 800-446-4656

www.hojo.com

Hyatt Hotels & Resorts

☎ 888-591-1234

www.hyatt.com

ITT Sheraton

☎ 800-325-3535

www.starwoodhotels.com/
sheraton**Knights Inn**

☎ 800-843-5644

www.knightsinn.com

La Quinta Motor Inns

☎ 800-642-4271

www.lq.com

Loews Hotels

☎ 866-563-9792

www.loewshotels.com

Marriott Hotels

☎ 888-236-2427

www.marriott.com

Motel 6

☎ 800-466-8536

www.motel6.com

Quality Inns

☎ 877-424-6423

www.choicehotels.com

DropBooks

Radisson Hotels International

☎ 800-201-1718
www.radisson.com

Ramada Inns

☎ 800-272-6232
www.ramada.com

Red Carpet Inns

☎ 800-251-1962
www.bookroomsnow.com

Red Roof Inns

☎ 800-733-7663
www.redroof.com

Renaissance

☎ 888-236-2427
www.renaissancehotels.com

Residence Inn by Marriott

☎ 800-468-3571
www.residenceinn.com

Rodeway Inns

☎ 877-424-6423
www.choicehotels.com

Sheraton Hotels & Resorts

☎ 800-325-3535
www.sheraton.com

Sleep Inn

☎ 877-424-6423
www.choicehotels.com

Springhill Suites

☎ 888-287-9400
www.marriott.com

Staybridge Suites

☎ 800-970-4534
www.staybridge.com

Super 8 Motels

☎ 800-800-8000
www.super8.com

Travelodge

☎ 800-578-7878
www.travelodge.com

Westin Hotels & Resorts

☎ 800-937-8461
www.westin.com

Wyndham Hotels & Resorts

☎ 877-999-3223
www.wyndham.com

Where to Get More Information

If you want additional information on attractions, accommodations, or just about anything else that's in Orlando, the city has some excellent sources for tourist information, discounts, maps, and more.

Orlando tourist information offices

The **Orlando/Orange County Convention & Visitors Bureau** can answer your questions regarding area attractions, dining, and accommodations, as well as send you maps and brochures. You should receive the packet in about three weeks, and it includes the **Magicard**, which is good for hundreds of dollars in discounts on accommodations, car rentals, attractions, and more. **Orlando's Official Visitors Center** is located at 8723 International Dr., Suite 101, Orlando, FL 32819. For information, call ☎ **407-363-5872** (voice — you can talk to a real person!), 800-643-9492, or 800-551-0181 (automated). Or go online to www.orlandoinfo.com.

DropBooks

Get your info straight from the Mouse's mouth. Contact **Walt Disney World**, Box 10000, Lake Buena Vista, FL 32830-1000 (☎ 407-934-7639; www.disneyworld.com), to order vacation brochures and DVDs and get information on all the theme parks, attractions, dining, accommodations, and more.

For information on **Universal Studios Florida**, **Islands of Adventure**, and **CityWalk**, contact Universal Orlando, 1000 Universal Studios Plaza, Orlando, FL 32819 (☎ 407-363-8000; www.universalorlando.com). They will also send you vacation brochures, including information on restaurants and accommodations.

SeaWorld offers vacation brochures with information on the park, its restaurants, its hotel partners, and **Discovery Cove**, where you can swim with dolphins. Write to 7007 SeaWorld Dr., Orlando, FL 32801, or call ☎ 407-351-3600. Online, surf over to www.seaworld.com. For information on **Discovery Cove**, call ☎ 877-434-7268 or head to www.discoverycove.com.

Get in touch with the **Kissimmee–St. Cloud Convention and Visitors Bureau**, 1925 E. Irlo Bronson Hwy./U.S. 192, Kissimmee, FL 34744 (☎ 800-327-9159 or 407-847-5000; www.floridakiss.com), for maps, brochures, coupon books, and a guide to local accommodations and attractions.

Newspapers and magazines

Check out the Sunday travel section in your hometown paper for the latest bargains, ideas, and tips. After you land in O-Town, pick up a copy of the **Orlando Sentinel** (www.orlandosentinel.com) to find out about current events and deals. **Destination Orlando** (www.orlandosentinel.com/travel/destinations/orlando) is the *Sentinel's* online section dedicated to visitors. The paper's **CityBeat** section (<http://orlandocitybeat.metromix.com>) is a gold mine for current information on the area's accommodations, restaurants, nightclubs, and attractions, as is the **Orlando Weekly** (www.orlando-weekly.com).

Other sources of information

- ✓ **Travel Insights Group** (www.travel-insights.com) is a great source of information for families traveling with children. If you're headed to Walt Disney World, Universal Orlando, SeaWorld, or even the coastal areas of central Florida, the insider travel and theme-park touring tips, hotel and restaurant reviews, and other helpful hints found are invaluable for families hoping to survive their central Florida vacation and still have fun.
- ✓ **The local ABC affiliate (WFTV)** offers a Web site (www.icflorida.com) full of information about dining, clubs, performances, theme parks, sports, and special events.

DropBooks

- ✓ **All Ears Net: Deb's Unofficial Walt Disney World Information Guide** (www.allearsnet.com) is an excellent information source and arguably the best unofficial Disney guide on the internet. Though Disney doesn't own it, it's run and written by true-blue fans of Mickey, so although it's not entirely objective (and you should take that into consideration when looking at the tips it offers) the information is extremely detailed and up to date. There are also sections aimed at travelers with special needs that include good tips for touring the Disney parks if you're physically challenged or elderly, or if you have kids in tow.
- ✓ **Frommer's Walt Disney World & Orlando with Kids**, by Laura Lea Miller, has lots of tips and advice for those traveling with children ages 2 to 16, while **Frommer's Irreverent Guide to Walt Disney World**, by Chris Mohny, is a fun-filled guide aimed at singles and couples. (Both books are published by Wiley.)



Index

DropBooks

AAA, 51, 264, 280, 362
AARP, 60
ABC Super Soap Weekend, 35
accommodations. *See also specific accommodations*
 budget plans, 40, 41, 92–95
 child-free options, 89
 cost-cutting tips, 42–43
 Downtown Orlando, 102–103, 114, 123
 family travel tips, 56
 Kissimmee, 100–102, 112–119, 122
 major chains, 367–368
 neighborhood listing, 125–126
 overview, 88–89
 package tour, 51–54
 pricing conventions, 96–97, 126–127
 SeaWorld, 120
 top picks, 13–14
 travelers with disabilities, 61
accommodations, Disney. *See also* Walt Disney World
 All-Star Movies Resort, 103
 All-Star Music Resort, 104
 All-Star Sports Resort, 104
 Animal Kingdom Lodge, 104–105
 Beach Club Resort, 105
 BoardWalk Inn, 105–106
 Caribbean Beach Resort, 106
 Contemporary Resort, 106–107
 Coronado Springs Resort, 107
 Fort Wilderness Resort & Campground, 107–108
 Grand Floridian Resort & Spa, 108
 map, 98–99
 Old Key West Resort, 108–109
 overview, 89–91
 Polynesian Resort, 109
 Pop Century Resort, 109–110
 Port Orleans Resort, 110
 Saratoga Springs Resort & Spa, 110
 transportation system, 84–85
 Walt Disney World Dolphin, 124

Walt Disney World Swan, 124
Wilderness Lodge, 111
Yacht Club Resort, 111
accommodations, International Drive
 Crowne Plaza Orlando-Universal, 103
 Hard Rock Hotel, 114
 Hyatt Place, 115
 JW Marriott Orlando, Grande Lakes, 116
 map, 117
 Microtel Inn & Suites, 118
 Peabody Orlando, 119–120
 Portofino Bay Hotel, 120
 Renaissance Orlando Resort at SeaWorld, 120
 Ritz-Carlton Orlando, Grande Lakes, 121
 Rosen Shingle Creek, 121
 Royal Pacific Resort, 121
accommodations, Lake Buena Vista
 Buena Vista Palace Hotel & Spa, 101
 Doubletree Guest Suites, 111–112
 Embassy Suites Lake Buena Vista, 112
 Holiday Inn SunSpree Resort Lake Buena Vista, 115
 Hyatt Regency Grand Cypress, 116
 map, 98–99
 Nickelodeon Family Suites Resort, 118
 Orlando World Center Marriott Resort, 119
 Staybridge Suites Lake Buena Vista, 122–123
 Villas of Grand Cypress Golf Resort, 123
accommodations, Universal Orlando
 Crowne Plaza Orlando-Universal, 103
 Hard Rock Hotel, 114
 Hyatt Place, 115
 JW Marriott Orlando, Grande Lakes, 116
 map, 117
 Microtel Inn & Suites, 118
 Peabody Orlando, 119–120
 Portofino Bay Hotel, 120
 Ritz-Carlton Orlando, Grande Lakes, 121
 Rosen Shingle Creek, 121
 Royal Pacific Resort, 121

DropBooks

Advanced Dining Reservation, 23, 56, 129–130

Adventureland, 196–198

Adventures in Time, 242

Africa (Animal Kingdom), 237–238

air travel, 47–54, 77–78

airline carrier, 48–49, 52, 366

airport, 47, 48, 73–74, 77

Akershus Royal Banquet Hall, 160–161, 163

Aladdin's Magic Carpet Ride, 244

Alchemy Bar, 292

All Ears Net (Web site), 370

All Star Vacation Homes, 100

Altamonte Mall, 320

Amazing Adventures of Spider-Man, 16, 286

American Film Institute Showcase, 224–225

Americas Best Value Inn & Suites, 100

Amtrak, 51, 61

Animal Kingdom

attractions, 207, 234–242

behind-the-scenes tour, 238

versus Busch Gardens, 233–234

children's programs, 59

history, 21

hours of operation, 232

map, 231

overview, 172, 230

restaurants, 154

safety, 232, 241

shopping, 233, 259

special services, 230, 232–233

ticket information, 232

top picks, 12, 13, 15, 18

Animation Academy, 244

antique shopping, 321–322

aquarium, 208

Aquatica, 21, 294–295

Arabian Nights dinner show, 334
art

event calendar, 32, 35

galleries, 214

museums, 310–311, 354–355

Artist Point, 134

Asia (Animal Kingdom), 238–240

Astro Orbiter, 187

astronaut program, 327–330

Atlanta Braves baseball, 32, 245

Atlantic Dance Hall, 346

ATM, 44–45, 362

attractions. *See also specific attractions*

budget plans, 40–41, 42

Busch Gardens, 325–327

Disney, 172–185, 179–181

children's fear, 55

Discovery Cove, 306

Downtown Orlando, 310–311

International Drive area, 311–314

Islands of Adventure, 284–291, 293

SeaWorld, 298–303, 306

top picks, 12–13, 15–18

travelers with disabilities, 62

Universal Studios Florida, 269–275

Audubon Center for Birds of Prey, 353

• B •

baby-changing facilities

Animal Kingdom, 232

Disney's Hollywood Studios, 218

Epcot, 202

Islands of Adventure, 280

Magic Kingdom, 183

SeaWorld, 296

Universal Studios Florida, 265

baby-sitting service, 56, 362

Backstage at Believe, 304

Backstage Magic tour, 175

barbecue, 32

Barnstormer at Goofy's Wiseacre Farm, 190

baseball, 32, 245

basketball, 245

Beasaur exhibit, 289

Beauty and the Beast—Live on Stage, 221

beer, 303, 326

Beetlejuice's Graveyard Revue, 272

Behind the Seeds, 206

Believe show, 18, 298–299

Best Western Lakeside, 100–101

BET Soundstage Club, 342

Bice Ristorante, 134

BiddingForTravel.com, 95

Big Thunder Mountain Railroad, 194

biking, 87, 357

bird sanctuary, 353

B-Line Diner, 135
 Blizzard Beach, 16, 178, 248–249
 Block Party Bash, 228
 Blue Horizons, 299
 Blue Mar Group, 272
 The Blues Brothers, 270
 boating, 357
 Boatwright's Dining Hall, 135
 Bob Marley—A Tribute to Freedom, 135,
 138, 346

Boma—Flavors of Africa, 138
 The Boneyard, 241
 Bongos Cuban Café, 343
 Bonkers Comedy Club, 347
 books, resource, 24, 60, 62, 65
 Bruce's Shark World, 208
 Bubbalou's Bodacious BBQ, 138

budget

accommodations, 14, 92–95
 air travel, 48–49
 cost-cutting tips, 42–44
 Disney shopping, 254–255
 package tour, 51–52
 plans, 39–42
 restaurants, 15, 131–133

Buena Vista Palace Hotel & Spa, 101

buffet, 15, 42, 131

bus travel, 62, 87, 365

Busch Gardens

versus Animal Kingdom, 233–234
 attractions, 325–327
 hours of operation, 324
 overview, 323
 ticket information, 324–325
 travel to, 298, 323–324

Buzz Lightyear's Space Ranger Spin,
 187–188

• C •

calendar, event, 30–35, 87

California Grill, 139

Camp Jurassic, 289

Camp Minnie-Mickey, 236–237

campground, 107–108

Canada Pavilion, 211–212

Candlelight Procession, 35, 251

Cape May Café, 161

Capital Grille, 158

Captain Jack Sparrow's Pirate
 Tutorial, 197

car racing, 174, 189, 208–209

car rental

agencies, 366–367

arrival in Orlando, 78, 79–80

benefits and drawbacks, 66–67

budget plans, 40

cost-cutting tips, 43, 67–68

insurance, 68–69

motorcycles, 87

travelers with disabilities, 61

car travel, 50–51

from airport, 78–79

in neighborhoods, 80–83

in Orlando, 85–86

Caro-Seuss-el, 285

cash, 44–45, 46

Castaway Creek, 249

The Cat in the Hat Ride, 285

Celebration, 80, 82, 101, 316, 318

Celebration Hotel, 101

cellphone, 57, 72

Central Florida Zoo, 354

character meal

cuisine, 22

Disney venues, 160–163

overview, 159

reservations, 56, 130, 160

top picks, 15

Universal Orlando venues, 159

characters, finding

Epcot, 205

family travel tips, 56–57

Magic Kingdom, 186, 189–190

Charles Hosmer Morse Museum of

American Art, 354

Chef Mickey's, 161

children, families with

age considerations, 56

clothing, 58

Disney Transportation system, 67

doctors, 71

fall visit, 27

fear of attractions, 55

Islands of Adventure rides, 283

kids' tours, 58–60

Magic Kingdom safety, 183

nightlife, 340

overview, 55

parent-only fun, 58

presence at hotels, 89

restaurant menus, 129

DropBooks

- children, families with (*continued*)
 - shows, 57
 - snacks, 57–58
 - stroller tips, 58
 - subscriber, 57
 - World Showcase stations, 211
- children, lost
 - Animal Kingdom, 232
 - Disney's Hollywood Studios, 220
 - Epcot, 202
 - Islands of Adventure, 282
 - Magic Kingdom, 183
 - overview, 57
 - SeaWorld, 296
 - Universal Studios Florida, 268
 - water parks, 248
- China Pavilion, 212
- Christini's, 139
- Christmas holiday, 35, 251–252
- Cinderella Castle, 190–191, 199
- Cinderella's Golden Carousel, 191
- Cinderella's Royal Table, 161
- Circle of Life, 206
- Circus McGurkus Cafe Stoo-pendous, 292
- Cirque du Soleil, 343
- Citricos, 139–140
- citrus fruit, 322
- CityJazz, 346–347
- CityWalk, 21, 64, 346–348
- Clear Channel of Orlando's Dining Deals, 133
- clothing, 58, 129
- club
 - Downtown Orlando, 349, 350
 - Universal Orlando, 346–348
 - Walt Disney World, 340–346
- Club at Firestone, 350
- Clyde and Seamore Take Pirate Island, 299
- Clydesdale Hamlet, 299
- comedy club, 340, 342, 347, 350
- Comfort Suites Maingate at Formosa Gardens, 102
- Comfort Suites Maingate East, 102
- Comic Strip Cafe, 292
- concert, 338–339
- condo rental, 100
- Coral Reef Restaurant, 140
- Cornell Fine Arts Museum, 354–355
- Country Bear Jamboree, 194
- Courtyard at Lake Lucerne, 102–103
- credit card, 45–46, 316, 363
- credit report, 46
- Cross Country Creek, 248
- crowded park, 26, 27, 179–181
- Crowne Plaza Orlando-Universal, 103
- cruise, 252–253
- Crush 'n' Gusher, 249–250
- Crystal Palace, 161–162
- cuisine, 22, 32, 34
- Curious George Goes to Town, 274
- CyberSpace Mountain, 244



- A Day in the Park with Barney, 273
- day trip, 323–330
- deluxe resort, 93
- Dexter's of Thornton Park, 140
- dietary need, 130
- dinner show, 312, 333–338
- DinoLand U.S.A., 240–242
- DINOSAUR, 241
- disability, traveler with, 60–63
- discounts, 44, 92–94, 131
- Discovery Cove, 13, 21, 304–306
- Discovery Island, 235–236
- Disney Dollars, 46
- Disney Dreams Come True Parade, 199
- DisneyQuest, 243–244
- Disney Transportation system, 84–85
 - accommodation options, 89
 - children, 67
 - drawbacks, 91
 - overview, 84–85, 176–177
- Disney Vacation Club, 111
- Disney–MGM Studios. *See* Disney's Hollywood Studios
- DisneyQuest, 173, 178, 243–244
- Disney's All-Star Movies Resort, 103
- Disney's All-Star Music Resort, 104
- Disney's All-Star Sports Resort, 104
- Disney's Animal Kingdom Lodge, 104–105
- Disney's Beach Club Resort, 105
- Disney's Boardwalk, 346
- Disney's BoardWalk Inn, 105–106
- Disney's Caribbean Beach Resort, 106
- Disney's Contemporary Resort, 106–107
- Disney's Coronado Springs Resort, 61, 107
- Disney's Eagle Pines, 246

- Disney's Family Magic Tour, 175
- Disney's Fort Wilderness Resort & Campground, 107–108, 335–336
- Disney's Grand Floridian Resort & Spa, 9, 18
- Disney's Hollywood Studios
attractions listing, 229
fireworks display, 228
G-rated attractions, 221–224
history, 20
holiday celebrations, 251
map, 219
overview, 172, 217
parades, 227–228
PG-rated attractions, 224–227
restaurants, 144, 145–146, 156
safety, 218, 220
shopping, 220, 259
special services, 218, 220
ticket information, 218
top picks, 12, 15, 16, 17
versus Universal Studios Florida, 220–221
- Disney's Hollywood Studios Backlot Tour, 225
- Disney's Keys to the Kingdom Tour, 175
- Disney's Lake Buena Vista golf course, 246
- Disney's Magical Express Service, 90
- Disney's Magnolia golf course, 246
- Disney's Oak Trail golf course, 246
- Disney's Old Key West Resort, 108–109
- Disney's Osprey Ridge golf course, 246
- Disney's Palm golf course, 246
- Disney's Pirate & Princess Party, 31
- Disney's Polynesian Resort, 109, 334–335
- Disney's Pop Century Resort, 109–110
- Disney's Port Orleans Resort, 110
- Disney's Saratoga Springs Resort & Spa, 110
- Disney's Spirit of Aloha Show, 334–335
- Disney's West Side, 260, 342
- Disney's Wide World of Sports Complex, 32, 173–174, 178, 245
- Disney's Wilderness Lodge, 111
- Disney's Yacht Club Resort, 111
diving, 208
doctor, 71, 363
Doctor Doom's Fearfall, 286–287
- Dolly Parton's Dixie Stampede, 335
- Dolphin Cove, 300
- Donald's Boat, 190
- Donald's Safari Breakfast, 162
- Doubletree Guest Suites, 111–112
- Downtown Disney
history, 21
nightlife, 340–346
overview, 174
shopping, 260
- Downtown Disney restaurants
Earl of Sandwich, 142
Fulton's Crab House, 145
House of Blues, 146
Portobello Yacht Club, 153–154
Rainforest Café, 154
Wolfgang Puck Café, 158–159
- Downtown Jazz Hall of Fame, 346
- Downtown Orlando
accommodations, 102–103, 114, 123
attractions, 310–311
nightlife, 64–65, 348–350
restaurants, 140, 149–150
shopping, 318, 321–322
- Dr. Phillips area, 82, 139, 143, 155
- Dream Along with Mickey show, 190
- duck march, 119, 356
- Dudley Do-Right's Ripsaw Falls, 288
- Dueling Dragons, 16, 290–291
- Dumbo The Flying Elephant, 191
- Dux, 140, 142
- **E** •
- Earl of Sandwich, 142
- Earthquake–The Big One, 272
- Eatonville, 355
- 8 Trax, 342
- Eighth Voyage of Sinbad, 291
- Elderhostel, 60
- Elite Adventure Tour, 327
- Ellen's Energy Adventure, 210
- Embassy Suites Lake Buena Vista, 112
- Emeril's Orlando, 142, 144
- Emeril's Tchoup Chop, 144
- Enchanted Oak Tavern, 292
- Enchanted Tiki Room, 196
- Entertainment Book, 92

DropBooks

Epcot

- attractions listing, 216
- character locations, 205
- character meals, 160–161
- fireworks display, 216
- Future World, 202, 204–211
- history, 20
- holiday celebrations, 251
- hours of operation, 202
- map, 203
- overview, 172, 201
- safety, 202, 209–210
- shopping, 202–203, 213, 256–258
- size of park, 204
- special services, 202–204
- talking fountain, 207
- tickets, 202
- top picks, 12, 15, 17
- World Showcase, 202, 211–216

Epcot DiveQuest, 208

- Epcot International Flower & Garden Festival, 32–33

Epcot restaurants

- Coral Reef Restaurant, 140
- Le Cellier Steakhouse, 148
- Les Chefs de France, 148
- Lotus Blossom Café, 149
- map, 141
- Marrakesh, 150
- Rose & Crown Dining Room, 154–155
- San Angel Inn, 155
- Teppan Edo, 156–157

E-saver, 49–50

ESPN Club, 346

E.T. Adventure, 273–274

event calendar, 30–35, 87

Expedia, 49, 94–95

- Expedition Everest–Legend of the Forbidden Mountain, 15, 239

Extra Magic Hours, 90, 180

• F •

factory outlet, 319–320

fall season, 27, 28, 34

Family Magic Tour, 60

- family travel. *See* children, families with
- Fantasia Gardens Miniature Golf

Course, 247

Fantasmic!, 228

Fantasyland, 190–192

FASTPASS, 23, 180

Fear Factor Live, 273

ferry travel, 176

Festival Bay mall, 320

festival calendar, 30–35, 87

Festival of the Lion King, 18, 236, 237

Festival of the Masters, 35

Fievel's Playland, 274

50's Prime Time Café, 144

Finding Nemo–The Musical, 18, 242

fireworks display, 13, 33, 198, 216, 228

fishing, 358

FlexTicket, 264, 279, 295, 324

Flights of Wonder, 239

Florida Film Festival, 32

Florida Mall, 321

Flying Fish Café, 144–145

The Flying Unicorn, 291

food festival, 32, 34

fountain, talking, 207

Fourth of July holiday, 33

France Pavilion, 212

Frommer's Irreverent Guide to Walt Disney World (Mohney), 370

Frommer's Walt Disney World & Orlando with Kids (Miller), 370

Frontierland, 194–195

Frontierland Shootin' Arcade, 195

full fare, 48

Full Moon Saloon, 64

Fulton's Crab House, 145

Future World, 202, 204–211

• G •

Gallery of Arts and History, 214

garbage can, talking, 207

Garden Grill, 162

Garden View Lounge, 162

gardens, 310

Gatorland, 13, 308, 322

gay and lesbian travelers, 33, 64–65

Gay Days, 33, 64

Germany Pavilion, 212–213

Ginn Reunion Resort, 112

Go Orlando Card, 312

golf

Disney courses, 174, 246–247

overview, 358–359

package tours, 54

Golf & Caballeros, 54, 214

gospel festival, 34

Gran Fiesta Tour Starring the Three Caballeros, 214

Grand Adventures in Cooking, 59

Grand Bohemian Hotel, 114

Great Movie Ride, 225–226

Greyhound, 62

grocery store, 132–133

the groove, 347

Groove Chefs, 303

Grosvenor Resort Hotel, 349

Guided Adventure Tour, 327

Gwazi, 325

• H •

Hall of Presidents, 193

Halloween Horror Nights, 34

Halloween Spooktacular, 35

happy hour, 132

Hard Rock Cafe, 348

Hard Rock Hotel, 114

Harmony Barber Shop, 187

Harry P. Leu Gardens, 310

Haunted Mansion, 17, 193–194

healthy food, 130–131

Hemingway's, 145

High in The Sky Seuss Trolley Train Ride!, 285

history, of Orlando area, 19–21

Holiday Inn Main Gate East, 114–115

Holiday Inn SunSpree Resort Lake Buena Vista, 115

Holidays Around The World, 251

Hollywood Brown Derby, 145–146

Hollywood (Universal Studios), 218, 220–221, 269–270

map, 219

“Honey, I Shrank the Audience,” 205

“Honey, I Shrank the Kids” Movie Set Adventure, 221

Hoop-Dee-Do Musical Revue, 335–336

horseback riding, 359

hospital, 363

Hotels.com, 95

Hotwire, 49, 95

House of Blues, 146, 343

House of Innovations, 204

house rental, 100

Humunga Kowabunga, 250

hurricane, 29

Hyatt Place, 115

Hyatt Regency Grand Cypress, 116

• I •

I-Drive. *See* International Drive

If I Ran the Zoo area, 285

Il Mulino New York Trattoria, 146

IllumiNations: Reflections of Earth, 216

Imagination! Pavilion, 205–206

Impressions de France film, 212

Incredible Hulk Coaster, 16, 287

Indiana Jones Epic Stunt Spectacular!, 17, 221–222

Innoventions Plaza, 207

Innoventions: The Road to Tomorrow, 204–205

insurance, 52, 68–70

International Drive (I-Drive). *See also* accommodations, International Drive; restaurants, International Drive

attractions, 311–314

dinner shows, 337–338

overview, 82

shopping, 318

International Food and Wine Festival, 34

Internet access, 72–73, 363–364

interpreter service, 63

I-Ride Trolley, 87

Islands of Adventure

attractions, 284–291, 293

character meals, 159

event calendar, 34

history, 21

hours of operation, 280

map, 281

overview, 278–279

restaurants, 291–292

safety, 282

shopping, 284, 292–293

special services, 280–283

Islands of Adventure (continued)

- ticket information, 279–280
- top picks, 13, 16, 18
- tours, 280
- younger versus older children, 283
- Italy Pavilion, 213
- “it’s a small world,” 191
- It’s Tough to be a Bug!, 235–236

• J •

- Japan Pavilion, 213
- JAWS, 273
- jazz music, 346–347
- Jellyrolls, 346
- Jiko—The Cooking Place, 147
- Jimmy Buffett’s Margaritaville, 147, 348
- Jimmy Neutron’s Nicktoon Blast, 271
- jogging, 359
- John F. Kennedy Space Center, 327–330
- Journey Into Imagination with Figment, 205–206
- Journey Into Narnia: Creating The Lion, The Witch and The Wardrobe, 222
- Journey to Atlantis, 299
- Jungle Cruise, 196
- Junior Chef program, 59
- Junior Researcher program, 59
- Jurassic Park, 289–290
- JW Marriott Orlando, Grande Lakes, 116

• K •

- Kali River Rapids, 240
- Ketchakiddee Creek, 250
- Key West at SeaWorld, 300
- Kilimanjaro Safaris, 18, 237–238
- Kim Wu, 147
- King’s Row & Comic Strip Lane, 289
- Kissimmee
 - accommodations, 100–102, 112–119, 122
 - dinner shows, 334, 337
 - overview, 82
 - restaurants, 152
 - shopping, 318
- Kodak “What If” Labs, 206
- kosher food, 130
- Kraken, 16, 300
- Kumba, 326

• L •

- Lagasse, Emeril (chef), 142, 144
- Lake Buena Vista. *See also* accommodations, Lake Buena Vista dinner shows, 335, 337
 - golf courses, 246
 - overview, 80
 - restaurants, 136–137, 145
 - shopping, 319–320
 - top picks, 13
- Lake Buena Vista Factory Stores, 319–320
- Lake Eola Park, 33, 355
- Lakeridge Winery and Vineyards, 356
- Land of Many Faces exhibit, 212
- The Land Pavilion, 206
- LastMinute.com, 49
- Latin Quarter, 348
- Le Cellier Steakhouse, 148
- leather goods, 322
- Les Chefs de France, 148
- Liberty Square, 193–194
- Liberty Square Riverboat, 193
- Liberty Travel, 52
- Liberty Tree Tavern, 148–149, 162
- lightning, 29
- Lights, Motors, Action! Extreme Stunt Show, 17, 222–223
- limo service, 78–79
- lingo, 23
- liquor law, 364
- literary festival, 31
- Little Saigon, 149
- Living with the Land, 206
- lost children. *See* children, lost
- The Lost Continent, 290–291, 292
- lost item, 45–46, 70
- Lotus Blossom Café, 149
- lounge, hotel, 349–350
- Lucy—A Tribute, 269
- luggage, 70, 73–74, 90

• M •

- Mad Tea Party, 191–192
- Maelstrom, 214
- Maggiano’s Little Italy, 158
- Magic Carpets of Aladdin, 197

- DropBooks
- Magic Kingdom
 Adventureland, 196–198
 attraction listing, 199–200
 character locations, 186
 Fantasyland, 190–192
 fireworks display, 198
 Frontierland, 194–195
 history, 20
 holiday celebrations, 251
 Liberty Square, 193–194
 Main Street U.S.A., 186–187
 map, 184–185
 Mickey's Toontown Fair, 189–190
 overview, 172, 182
 parades, 187, 198–199
 park hours, 183
 restaurants, 148–149, 153
 safety, 183
 shopping, 186, 255–256
 shows, 190, 194, 197
 special services, 183, 186
 talking garbage cans, 207
 tickets, 182–183
 Tomorrowland, 187–189
 top picks, 17
- The Magic of Disney Animation, 223
 Magic Your Way system, 177, 178
 Magical Express Guest Services, 90
 Magicard, 92
 Maharajah Jungle Trek, 240
 Main Street Family Fun Day Parade, 187
 Main Street U.S.A., 186–187
 Makahiki Luau, 336–337
 Mall at Millenia, 321
 mall, shopping, 320–321
 Manatee Rescue, 300
 Mannequins Dance Palace, 64, 341–342
 Manuel's on the 28th, 149–150
 The Many Adventures of Winnie the Pooh, 192
- maps
 Animal Kingdom, 231
 CityWalk, 347
 Disney's Hollywood Studios, 219
 Disney's nightlife, 341, 344–345
 Downtown Orlando nightlife, 349
 Epcot, 203
 International Drive accommodations, 117
- Islands of Adventure, 281
 Kissimmee accommodations, 113
 Lake Buena Vista accommodations, 98–99
 Lake Buena Vista restaurants, 136–137
 Magic Kingdom, 184–185
 Orlando-area attractions, 309
 Orlando-area restaurants, 151
 Orlando-area shopping, 317
 regional overview, 10–11, 81
 SeaWorld, 297
 travel to Orlando, 51
 Universal Studios Florida, 117, 266–267
 Walt Disney World accommodations, 98–99
 Walt Disney World restaurants, 136–137, 141
 marathon, 31
 Mardi Gras at Universal Studios, 31–32
 margarita, 15
 Marine Mammal Keeper Experience, 300–301
 market, 322
 Marrakesh, 150
 Marvel Super Hero Island, 286–288
 Masters Inn Maingate, 116–117
 Me Ship, The Olive, 288
 Mears Transportation Group, 78, 86
 medical problem
 common issues, 70–71
 Disney's Hollywood Studios rides, 226
 doctors, 71, 363
 Epcot rides, 209–210
 family travel tips, 57
 Islands of Adventure rides, 283–284
 overview, 70
 weather-related issues, 30
 Medieval Times, 337
 Melt-Away Bay, 248
 Men in Black Alien Attack, 18, 274, 275
 Mexico Pavilion, 213–214
 Mickey's Country House, 190
 Mickey's Not-So-Scary Halloween Party, 34–35
 Mickey's PhilharMagic, 17, 192
 Mickey's Toontown Fair, 189–190
 Mickey's Very Merry Christmas Party, 35, 251
 Microtel Inn & Suites, 118

Mighty Ducks Pinball Slam, 244
Miller, Laura Lea (*Frommer's Walt Disney World & Orlando with Kids*), 370

Ming Court, 150
Minutes Country Fours, 19
Mission: SPACE, 15, 209–210
Mistify, 303
moderate resort, 93
Mohney, Chris (*Frommer's Irreverent Guide to Walt Disney World*), 370
monorail, 176
Monsters, Inc. Laugh Floor, 188
Montu, 326
Morocco Pavilion, 214
Motion, 342
motorcycle travel, 87
MouseSavers.com, 44, 94
movie, 25, 32. *See also specific movies*
Muppet Vision 3-D, 18, 223
MurderWatch Mystery Theatre, 337
museum, 310–311, 354–355
music
 concert information, 338–339
 Disney nightlife, 341–343
 Epcot countries, 212, 213, 214, 215
 event calendar, 32, 33–34
 SeaWorld, 303
 Universal Orlando nightlife, 346–348
The Mystic Fountain, 291
Mythos Restaurant, 292

• N •

neighborhoods, 80–83
New Year's Eve holiday, 251
New York (Universal Studios), 270–271
newspaper, 369
Nickelodeon, 13, 118
Nickelodeon Family Suites Resort, 118
Night of Joy festival, 34
nightlife
 budget plans, 41
 concert information, 338–339
 dinner shows, 333–338
 Downtown Orlando, 348–350
 gay and lesbian travelers, 64–65
 Walt Disney World, 174, 340–346, 349
 nighttime show. *See show*
Nine Dragons Restaurant, 150–151

1900 Park Fare, 163
No Expiration Option, 177, 178
Norway Pavilion, 214–215

• O •

O Canada! film, 211
Oasis Exhibits, 235
Odyssey, 301
'Ohana, 152, 163
Omni Orlando Resort at Champions Gate, 118–119
One Fish, Two Fish, Red Fish, Blue Fish, 285
Orange County Regional History Center, 310
Orbitz, 49
Orlando Fashion Square Mall, 321
Orlando International Fringe Festival, 33
Orlando Museum of Art, 310–311
Orlando Preferred Visitor Magicard, 44
Orlando Premium Outlets, 320
Orlando Science Center, 311
Orlando World Center Marriott Resort, 119
Orlando's Official Visitor Center, 83
Osborne Family Spectacle of Lights, 251

• P •

Pacific Point Preserve, 303
Pacino's Italian Ristorante, 152
package tours, 42, 51–54, 93, 132
Pal Mickey, 175
Palm Restaurant, 152–153
palm tree, talking, 207
Pangani Forest Exploration Trail, 238
parade
 Disney's Hollywood Studios, 227–228
 Magic Kingdom, 187, 198–199
Park Hopper Option, 177, 178
parking
 budget plans, 40
 Disney accommodations, 90
 SeaWorld, 296
 travelers with disabilities, 62
 Universal accommodations, 92
 Universal parks, 268, 282
 Walt Disney World parks, 176

Parliament House, 64
 passport, 74
 Pastamoré Ristorante & Market, 153
 Popsody Orlando, 119, 120, 356
 Penguin Encounter, 101, 304
 performing arts. *See* shows
 Peter Pan's Flight, 192
 pets
 Animal Kingdom, 233
 Disney's Hollywood Studios, 220
 Epcot, 203
 general policies, 91, 108
 Islands of Adventure, 283
 Magic Kingdom, 186
 SeaWorld, 298
 Universal Studios Florida, 268
 Pets Ahoy!, 301
 pharmacy, 71, 364
 Pirate Cruise Adventure, 59
 Pirate's Dinner Adventure, 337–338
 Pirates of the Caribbean, 17, 197
 Pirates of the Caribbean—Battle for
 Buccaneer Gold, 244
 Plastic Works, 204
 Playhouse Disney—Live on Stage!, 223
 Plaza Restaurant, 153
 Pleasure Island
 gay and lesbian travelers, 64
 history, 20
 holiday celebrations, 251
 nightlife, 340–342
 overview, 174
 ticket prices, 178
 Pocahontas and Her Forest Friends, 237
 Pointe Orlando, 158, 321
 Polar Expedition guided tour, 58–59
 Pooh's Playful Spot, 192
 Popeye & Bluto's Bilge-Rat Barges, 18,
 288–289
 Portobello Yacht Club, 153–154
 Portofino Bay Hotel, 120
 Poseidon's Fury, 291
 Predators tour, 59
 Priceline, 49, 95
 Prime Outlets Orlando, 319
 Primeval Whirl, 241
 Princess Storybook Dining, 163
 Production Central, 271–272
 Pteranodon Flyers, 290
 Python, 326

• **Q** •

Quickbook.com, 95
 Quicksilver Tours and Transportation, 78

• **R** •

rack rate, 92
 Rafiki's Planet Watch, 238
 Rainforest Café, 154
 Red Coconut Club, 348
Reflections of China film, 212
 Renaissance Orlando Resort at
 SeaWorld, 120
 reservations
 accommodation rates, 92, 94
 air travel, 49–50
 Discovery Cove, 306
 Disney meals, 23, 56, 129–130, 160
 Disney tours, 174
 overview, 95–96, 182
 restaurants, 129–130
 resort fee, 96
 Restaurant.com, 133
 restaurants
 budget plans, 40, 41–42, 131–133
 children's fare, 129
 cost-cutting tips, 43
 dietary needs, 130–131
 dinner shows, 312, 333–338
 Discovery Cove, 305
 Downtown Orlando, 140, 149–150
 Dr. Phillips area, 139, 143, 155
 dress code, 129
 family travel tips, 57–58
 Islands of Adventure, 291–292
 Kissimmee, 152
 Lake Buena Vista, 136–137, 145
 local options, 129
 maps, 136–137, 151
 neighborhood/price listings, 163–167
 overview, 128, 133
 Pointe Orlando, 158
 pricing conventions, 134
 reservations, 129–130
 SeaWorld, 303–304
 smoking, 129
 tipping and tax, 131
 top picks, 14–15

restaurants, Disney

Akershus Royal Banquet Hall, 160–161, 163
Artist Point, 134
Boatwright Dining Hall, 134
Boma—Flavors of Africa, 138
California Grill, 139
Cape May Café, 161
Chef Mickey's, 161
Cinderella's Royal Table, 161
Citricos, 139–140
Coral Reef Restaurant, 140
cost-cutting tips, 132
Crystal Palace, 161–162
Donald's Safari Breakfast, 162
Earl of Sandwich, 142
50's Prime Time Café, 144
Flying Fish Café, 144–145
Fulton's Crab House, 145
Garden Grill, 162
Garden View Lounge, 162
Hollywood Brown Derby, 145–146
House of Blues, 146
Il Mulino New York Trattoria, 146
Jiko—The Cooking Place, 147
Le Cellier Steakhouse, 148
Les Chefs de France, 148
Liberty Tree Tavern, 148–149, 162
Lotus Blossom Café, 149
maps, 136–137, 141
Marrakesh, 150
Nine Dragons Restaurant, 150–151
1900 Park Fare, 163
'Ohana, 152, 163
overview, 133
Plaza Restaurant, 153
Portobello Yacht Club, 153–154
Rainforest Café, 154
reservations, 23, 129–130
Rose & Crown Dining Room, 154–155, 216
San Angel Inn, 155
Sci-Fi Dine-In Theater, 156
Spoodles, 156
Teppan Edo, 156–157
Todd English's bluezoo, 157
Victoria & Albert's, 157
Wolfgang Puck Café, 158–159
Yachtsman Steakhouse, 159

restaurants, International Drive

B-Line Diner, 135
Bubbalou's Bodacious BBQ, 138
Café Tu Tu Tango, 138–139
Dux, 140, 142
map, 143
Ming Court, 150
restaurants, Universal Orlando
Bob Marley—A Tribute to Freedom, 135, 138
Emeril's Orlando, 142, 144
Emeril's Tchoup Chop, 144
Jimmy Buffett's Margaritaville, 147
Kim Wu, 147
map, 151
The Palm Restaurant, 152–153
Pastamoré Ristorante & Market, 153
Revenge of the Mummy the Ride, 16, 270
Richard Petty Driving Experience, 174, 245–246
ride-share program, 23
Ripley's Believe It or Not! Orlando Odditorium, 311
Ritz-Carlton Orlando, Grande Lakes, 121
Rock 'n' Roller Coaster Starring Aerosmith, 15–16, 226
Rock the Universe concert, 34
Rockin' Robots, 205
romantic vacation, 15, 78–79
Rose & Crown Dining Room, 154–155, 216
Rosen Shingle Creek, 121
Royal Pacific Resort, 122
Roy's Restaurant, 155
Runoff Rapids, 248

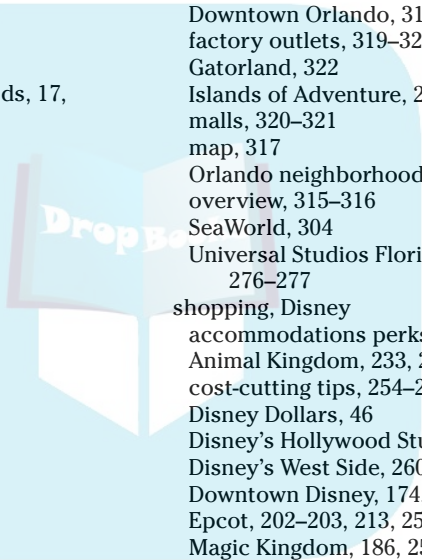
• S •

safety

air travel, 73–74
Animal Kingdom, 232, 241
car travel, 86
Disney's Hollywood Studios, 218, 220
Epcot, 202, 209–210
insurance, 69–70
Islands of Adventure, 282
Magic Kingdom, 183
money-handling tips, 45

overview, 364–365
 SeaWorld, 296
 Universal Studios Florida, 268
 walking, 37
 water parks, 248
 SAK Comedy Lab, 350
 Samba Room, 155
 San Angel Inn, 155
 San Francisco (Universal Studios),
 272–273
 Saving a Species tour, 59
 Sci-Fi Dine-In Theater, 156
 scooter, 61
 Scorpion, 326
 Seafire Inn, 303
 seafood, 15, 22
 The Seas with Nemo & Friends, 17,
 207–208
 seasons
 accommodation rates, 93
 air fares, 48
 cost-cutting tips, 42
 crowds, 179, 181
 event calendar, 30–35
 overview, 26–29
 temperatures, 30
 weather warnings, 29–30
 seasonal events, 31–35
 SeaWorld
 accommodations, 120
 attractions, 298–303, 306
 car rental benefits, 67
 children's tours, 58–59
 dinner shows, 336–337
 event calendar, 32, 33, 35
 history, 20
 hours of operation, 296
 map, 297
 overview, 294–295
 package tour selection, 53
 restaurants, 303–304
 safety, 296
 shopping, 304
 special services, 296, 298
 ticket information, 295
 top picks, 13, 16, 18
 tours, 295, 302
 travelers with disabilities, 63
 SeaWorld's Adventure Express Tour, 295
 SeaWorld's BBQ Fest, 32
 senior traveler, 60

Seralago Hotel & Suites Maingate East, 122
 Serengeti Safari tour, 327
 Seuss Landing, 284–285, 292
 Shamu's Happy Harbor, 301–302
 Shark Encounter, 18, 302
 Sharks Deep Dive, 302
 Sharks Underwater Grill, 304
 SheiKra, 325
 shoes, 71
 shopping
 antiques, 321–322
 budget plans, 41
 cost-cutting tips, 43, 44
 Downtown Orlando, 318, 321–322
 factory outlets, 319–320
 Gatorland, 322
 Islands of Adventure, 284, 292–293
 malls, 320–321
 map, 317
 Orlando neighborhoods, 316–319
 overview, 315–316
 SeaWorld, 304
 Universal Studios Florida, 268–269,
 276–277
 shopping, Disney
 accommodations perks, 90
 Animal Kingdom, 233, 259
 cost-cutting tips, 254–255
 Disney Dollars, 46
 Disney's Hollywood Studios, 220, 259
 Disney's West Side, 260
 Downtown Disney, 174, 260
 Epcot, 202–203, 213, 256–258
 Magic Kingdom, 186, 255–256
 overview, 255
 shows
 Animal Kingdom, 234, 236, 239, 242
 Busch Gardens, 326
 Christmas events, 35
 dinner shows, 312, 333–338
 Disney nightlife, 174
 Disney's holiday celebrations, 251
 Disney's Hollywood Studios,
 221–224, 228
 Epcot's World Showcase, 211, 213
 family travel tips, 57
 Magic Kingdom, 190, 194, 197
 SeaWorld, 298–299, 303
 top picks, 13, 17–18
 Universal Studios, 269, 270, 272, 275
 WonderWorks, 312



- Shrek 4-D, 18, 271–272
 - shuttle service
 - Busch Gardens, 298, 324
 - to hotel, 78, 79
 - overview, 61, 86
 - SideStep, 49
 - The Simpsons, 275
 - Site59, 49
 - Sizzlin' Pianos, 303
 - Ski Patrol Training Camp, 248
 - Sleuths Mystery Dinner Shows, 338
 - Slush Gusher, 248
 - Smarter Travel, 49, 50
 - smoking, 91, 129, 365
 - snack, 57–58, 182, 276
 - Snow Stormers, 249
 - Snow White's Scary Adventures, 192
 - Soarin', 17, 206
 - The Social, 350
 - Sounds Dangerous—Starring Drew Carey, 223–224
 - Southern Nights, 64
 - souvenir shopping, 41, 44
 - Space Center, John F. Kennedy, 327–330
 - Space Mountain, 188
 - Spaceship Earth Pavilion, 208
 - “SpectroMagic” Parade, 199
 - Spice Mill, 304
 - Splash Mountain, 195
 - Spoodles, 156
 - sports, 31, 32. *See also specific sports*
 - spring season, 27, 32–33
 - Star Tours, 226–227
 - Star Wars Weekends, 33
 - Staybridge Suites Lake Buena Vista, 122–123
 - steakhouse, 15
 - Stingray Lagoon, 300
 - Stitch's Great Escape!, 188–189
 - Storm Force Acceleration, 287–288
 - stroller rental
 - Animal Kingdom, 233
 - cost, 58
 - Disney's Hollywood Studios, 220
 - Epcot, 203
 - Islands of Adventure, 283, 284
 - Magic Kingdom, 186
 - overview, 58
 - SeaWorld, 298
 - Universal Studios Florida, 268
 - summer season, 28, 29, 30, 33–34
 - Summit Plummet, 16, 249
 - sunscreen, 29, 30, 57, 70
 - surfing, 250, 360
 - swimming, 360
 - Swiss Family Treehouse, 198
- T •**
- Tabu Nightclub, 350
 - tax
 - accommodation rates, 94
 - budget plans, 39
 - overview, 365
 - restaurants, 131
 - shopping, 316
 - Walt Disney World tickets, 178
 - taxi, 41, 79, 86
 - Teamboat Springs, 249
 - Tee Times USA, 247
 - temperature, average, 30
 - tennis, 360
 - Teppan Edo, 156–157
 - Terminator 2: 3D Battle Across Time, 18, 269–270
 - Test the Limits Lab, 204–205
 - Test Track, 17, 208–209
 - theater, 33, 213, 223, 224, 355
 - Thelonious Monk Institute of Jazz, 346–347
 - ThinkPlace, 205
 - tickets, park
 - Animal Kingdom, 232
 - budget plans, 42
 - Busch Gardens, 324–325
 - cost-cutting tips, 43
 - Disney accommodations, 90
 - Disney costs, 177–179
 - Disney's Hollywood Studios, 218
 - Epcot details, 202
 - Gatorland, 308
 - Islands of Adventure, 279
 - Magic Kingdom, 182–183
 - SeaWorld, 295
 - Universal Studios Florida, 264–265
 - Ticketmaster, 339
 - Tike's Peak, 249

tipping, 39, 131
 Toboggan Racers, 249
 Todd English's bluezoo bar, 157, 349
 Tom Sawyer Island, 195–196
 Tommy Bahama's Tropical Cafe & Emporium, 158
 Tomorrowland, 187–189
 Tomorrowland Indy Speedway, 189
 Tomorrowland Transit Authority, 189
 Toon Lagoon, 288–289, 292
 Toontown Hall of Fame, 190
 tour
 Busch Gardens, 327
 children's tours, 58–60
 gay and lesbian travelers, 65
 Kennedy Space Center, 328–330
 SeaWorld, 295, 302
 travelers with disabilities, 62
 Universal Orlando, 264, 280
 Walt Disney World, 174–175, 214, 238
 Winter Park, 356
 Touraine Travel, 54
 tourist information, 83, 368–370
 Toy Story Mania, 224
 train travel, 51, 61, 187
 tram, 176
 transportation, 40, 84–85. *See also specific modes of transportation*
 Travel Insights Group (Web site), 369
 TravelAxe, 95
 traveler's check, 45
 Travelocity, 49, 95
 Travelweb, 95
 Tree of Life, 236
 TriceraTop Spin, 241–242
 trolley, 87, 365
 Tropical Rain Forest habitat, 303
 Turtle Point, 300
 Turtle Talk with Crush, 208
 Twilight Zone Tower of Terror, 16, 227
 TWISTER . . . Ride It Out, 271
 Typhoon Lagoon, 20, 178, 249–250

• U •

Ultimate Home Theater, 205
 United Kingdom Pavilion, 215
 United States Tour Operators Association, 54

Universal 360–A Cinesphere Spectacular, 275
 Universal Express Plus Pass, 23, 91, 265, 282
 Universal Horror Make-Up Show, 270
 Universal Orlando. *See also accommodations, Universal Orlando; restaurants, Universal Orlando; specific parks*
 car rental benefits, 67
 character meals, 159
 event calendar, 33
 history, 21
 location, 265
 map, 117
 nightlife, 346–348
 package tour selection, 53
 travelers with disabilities, 63
 Universal Studios Florida
 attractions, 269–275
 versus Disney's Hollywood Studios, 220–221
 event calendar, 31–32, 33
 history, 20–21
 hours of operation, 265
 map, 266–267
 overview, 263
 restaurants, 276
 safety, 268
 shopping, 268–269, 276–277
 special services, 265, 268–269
 ticket information, 264–265
 top picks, 12, 14, 16, 18
 tour, 264
 Universe of Energy, 210
 U.S.A. Pavilion, 215–216

• V •

Vacation Club Resort, 93
 value resort, 93
 vegetarian food, 130
 Veranda Bed & Breakfast, 123
 Victoria & Albert's, 157
 Video Games of Tomorrow, 205
 Villas of Grand Cypress Golf Resort, 123
 Viva La Musica, 32
 Voyage of The Little Mermaid, 224
 Voyager's Wood Fired Pizza, 304

• W •

DropBooks

wakeboarding, 361

wall decorations, 57

walking, 87

Walt Disney Travel Company, 93

Walt Disney World. *See also*

accommodations, Disney;

restaurants, Disney; *specific parks*

directions to, 176

main parks, 171–174

overview, 80, 171–173

park hours, 179

travel in, 176–177

Walt Disney World Dolphin, 124

Walt Disney World Railroad, 187

Walt Disney World Speedway, 174, 245–246

Walt Disney World Swan, 124

Walt Disney's Carousel of Progress, 189

water, drinking, 30, 71, 284

water parks, 247–248. *See also specific parks*

Water Park Fun & More Option, 177, 178

Waterfront area, 303, 304

water-skiing, 361

weather, 29–30, 365

Wet 'n Wild, 313–314

wheelchair

Animal Kingdom, 233

Disney's Hollywood Studios, 220

Epcot, 204

Islands of Adventure, 283

Magic Kingdom, 186

overview, 61, 62, 63

SeaWorld, 298

Universal Studios Florida, 268

Where's the Fire?, 205

White-Water Rides, 250

Wild Arctic, 302

Wilderness Lodge, 59

winery, 256

Winter Park, 83, 318, 356

Winter Park Sidewalk Art Festival, 32

winter season, 29, 31–32, 35

Winter Summerland Golf Course, 247

wireless network, 73

Wishes Nighttime Spectacular, 198–199

Wolfgang Puck Café, 158–159

Wonderland Tea Party, 59

Wonders of Life Pavilion, 210–211

WonderWorks, 312–313

Woody Woodpecker's KidZone, 273–274

Woody Woodpecker's Nuthouse
Coaster, 274

Woody's Cowboy Camp, 196

World Expo, 274–275

World Showcase, 202, 211–216

WorldKey interactive terminal, 130

• Y •

Yachtsman Steakhouse, 159

You Bet Jurassic, 289

Yvonne's Properties, 61


• Z •

zoo, 354


Zora Neale Hurston Festival, 31

Zora Neale Hurston National Museum of
Fine Arts, 355

BUSINESS, CAREERS & PERSONAL FINANCE



0-7645-5307-0



0-7645-5311-3


Also available:

- ✓ Accounting For Dummies †
0-7645-5314-3
- ✓ Business Plans Kit For Dummies †
0-7645-5365-8
- ✓ Cover Letters For Dummies
0-7645-5224-4
- ✓ Frugal Living For Dummies
0-7645-5403-4
- ✓ Leadership For Dummies
0-7645-5176-0
- ✓ Managing For Dummies
0-7645-1771-6


- ✓ Marketing For Dummies
0-7645-5600-2
- ✓ Personal Finance For Dummies *
0-7645-2590-5
- ✓ Project Management For Dummies
0-7645-5283-X
- ✓ Resumes For Dummies †
0-7645-5471-9
- ✓ Selling For Dummies
0-7645-5363-1
- ✓ Small Business Kit For Dummies *†
0-7645-5093-4

DropBooks

HOME & BUSINESS COMPUTER BASICS



0-7645-4074-2



0-7645-3758-X

Also available:

- ✓ ACT! 6 For Dummies
0-7645-2645-6
- ✓ iLife '04 All-in-One Desk Reference For Dummies
0-7645-7347-0
- ✓ iPAQ For Dummies
0-7645-6769-1
- ✓ Mac OS X Panther Timesaving Techniques For Dummies
0-7645-5812-9
- ✓ Macs For Dummies
0-7645-5656-8
- ✓ Microsoft Money 2004 For Dummies
0-7645-4195-1

- ✓ Office 2003 All-in-One Desk Reference For Dummies
0-7645-3883-7
- ✓ Outlook 2003 For Dummies
0-7645-3759-8
- ✓ PCs For Dummies
0-7645-4074-2
- ✓ TiVo For Dummies
0-7645-6923-6
- ✓ Upgrading and Fixing PCs For Dummies
0-7645-1665-5
- ✓ Windows XP Timesaving Techniques For Dummies
0-7645-3748-2

FOOD, HOME, GARDEN, HOBBIES, MUSIC & PETS



0-7645-5295-3




0-7645-5232-5

Also available:


- ✓ Bass Guitar For Dummies
0-7645-2487-9
- ✓ Diabetes Cookbook For Dummies
0-7645-5230-9
- ✓ Gardening For Dummies *
0-7645-5130-2
- ✓ Guitar For Dummies
0-7645-5106-X
- ✓ Holiday Decorating For Dummies
0-7645-2570-0
- ✓ Home Improvement All-in-One For Dummies
0-7645-5680-0

- ✓ Knitting For Dummies
0-7645-5395-X
- ✓ Piano For Dummies
0-7645-5105-1
- ✓ Puppies For Dummies
0-7645-5255-4
- ✓ Scrapbooking For Dummies
0-7645-7208-3
- ✓ Senior Dogs For Dummies
0-7645-5818-8
- ✓ Singing For Dummies
0-7645-2475-5
- ✓ 30-Minute Meals For Dummies
0-7645-2589-1

INTERNET & DIGITAL MEDIA



0-7645-1664-7



0-7645-6924-4

Also available:

- ✓ 2005 Online Shopping Directory For Dummies
0-7645-7495-7
- ✓ CD & DVD Recording For Dummies
0-7645-5956-7
- ✓ eBay For Dummies
0-7645-5654-1
- ✓ Fighting Spam For Dummies
0-7645-5965-6
- ✓ Genealogy Online For Dummies
0-7645-5964-8
- ✓ Google For Dummies
0-7645-4420-9

- ✓ Home Recording For Musicians For Dummies
0-7645-1634-5
- ✓ The Internet For Dummies
0-7645-4173-0
- ✓ iPod & iTunes For Dummies
0-7645-7772-7
- ✓ Preventing Identity Theft For Dummies
0-7645-7336-5
- ✓ Pro Tools All-in-One Desk Reference For Dummies
0-7645-5714-9
- ✓ Roxio Easy Media Creator For Dummies
0-7645-7131-1

* Separate Canadian edition also available


† Separate U.K. edition also available

Available wherever books are sold. For more information or to order direct: U.S. customers visit www.dummies.com or call 1-877-762-2974.


U.K. customers visit www.wileyurope.com or call 0800 243407. Canadian customers visit www.wiley.ca or call 1-800-567-4797.



SPORTS, FITNESS, PARENTING, RELIGION & SPIRITUALITY



0-7645-5438-7



0-7645-5488-3


Also available:

- ✓ Adoption For Dummies 0-7645-5488-3
- ✓ Basketball For Dummies 0-7645-5248-1
- ✓ The Bible For Dummies 0-7645-5296-1
- ✓ Buddhism For Dummies 0-7645-5359-3
- ✓ Catholicism For Dummies 0-7645-5391-7
- ✓ Hockey For Dummies 0-7645-5228-7

- ✓ Judaism For Dummies 0-7645-5299-6
- ✓ Martial Arts For Dummies 0-7645-5358-5
- ✓ Pilates For Dummies 0-7645-5397-6
- ✓ Religion For Dummies 0-7645-5264-3
- ✓ Teaching Kids to Read For Dummies 0-7645-4043-2
- ✓ Weight Training For Dummies 0-7645-5168-X
- ✓ Yoga For Dummies 0-7645-5117-5

DropBooks

TRAVEL



0-7645-5438-7




0-7645-5453-0

Also available:

- ✓ Alaska For Dummies 0-7645-1761-9
- ✓ Arizona For Dummies 0-7645-6938-4
- ✓ Cancún and the Yucatán For Dummies 0-7645-2437-2
- ✓ Cruise Vacations For Dummies 0-7645-6941-4
- ✓ Europe For Dummies 0-7645-5456-5
- ✓ Ireland For Dummies 0-7645-5455-7

- ✓ Las Vegas For Dummies 0-7645-5448-4
- ✓ London For Dummies 0-7645-4277-X
- ✓ New York City For Dummies 0-7645-6945-7
- ✓ Paris For Dummies 0-7645-5494-8
- ✓ RV Vacations For Dummies 0-7645-5443-3
- ✓ Walt Disney World & Orlando For Dummies 0-7645-6943-0

GRAPHICS, DESIGN & WEB DEVELOPMENT



0-7645-4345-8




0-7645-5589-8

Also available:


- ✓ Adobe Acrobat 6 PDF For Dummies 0-7645-3760-1
- ✓ Building a Web Site For Dummies 0-7645-7144-3
- ✓ Dreamweaver MX 2004 For Dummies 0-7645-4342-3
- ✓ FrontPage 2003 For Dummies 0-7645-3882-9
- ✓ HTML 4 For Dummies 0-7645-1995-6
- ✓ Illustrator cs For Dummies 0-7645-4084-X

- ✓ Macromedia Flash MX 2004 For Dummies 0-7645-4358-X
- ✓ Photoshop 7 All-in-One Desk Reference For Dummies 0-7645-1667-1
- ✓ Photoshop cs Timesaving Techniques For Dummies 0-7645-6782-9
- ✓ PHP 5 For Dummies 0-7645-4166-8
- ✓ PowerPoint 2003 For Dummies 0-7645-3908-6
- ✓ QuarkXPress 6 For Dummies 0-7645-2593-X

NETWORKING, SECURITY, PROGRAMMING & DATABASES



0-7645-6852-3



0-7645-5784-X

Also available:

- ✓ A+ Certification For Dummies 0-7645-4187-0
- ✓ Access 2003 All-in-One Desk Reference For Dummies 0-7645-3988-4
- ✓ Beginning Programming For Dummies 0-7645-4997-9
- ✓ C For Dummies 0-7645-7068-4
- ✓ Firewalls For Dummies 0-7645-4048-3
- ✓ Home Networking For Dummies 0-7645-4279-6

- ✓ Network Security For Dummies 0-7645-1679-5
- ✓ Networking For Dummies 0-7645-1677-9
- ✓ TCP/IP For Dummies 0-7645-1760-0
- ✓ VBA For Dummies 0-7645-3989-2
- ✓ Wireless All In-One Desk Reference For Dummies 0-7645-7496-5
- ✓ Wireless Home Networking For Dummies 0-7645-3910-8